JOHN
FOR KIDS

TEACHER'S GUIDE

BIBLETALK.KIDS

DOWNLOAD OUR APP
bibletalk.tv/apps

Copyright 2026 BibleTalk.kids

All our material is licensed under the Creative Commons
Attribution-NonCommercial-ShareAlike License.
This means you can use it almost however you need.
The only thing you can't do is re-sell it.

Download it. Print it. Teach it. Share it.

JOHN FOR KIDS

John's gospel lays out the case for Jesus' dynamic nature as the God/Man and the various reactions people had when confronted by this amazing reality.

Based on the series Gospel of John by Mike Mazzalongo
Adapted for children by Julia Cienfuegos

RESOURCE LINKS

JOHN FOR KIDS

bibletalk.kids/gospel-of-john

GOSPEL OF JOHN

bibletalk.tv/gospel-of-john

TABLE OF CONTENTS – SUNDAY LESSONS

LESSON 1: WHO JESUS IS — **10**
JOHN 1:1–18

LESSON 2: WITNESSING — **21**
JOHN 1:35–50

LESSON 3: SIGNS — **32**
JOHN 2:1-23

LESSON 4: THE CHOICE: BELIEVE OR REJECT — **43**
JOHN 5-6

LESSON 5: CONVERSATIONS WITH JESUS — **52**
JOHN 6:60-8:12

LESSON 6: JESUS, THE GOOD SHEPHERD — **61**
JOHN 9:1-10:18

LESSON 7: RAISING LAZARUS — **70**
JOHN 11:1-53

LESSON 8: THE LAST SUPPER — **78**
JOHN 13:1-30

LESSON 9: PREPARING HIS APOSTLES — **91**
JOHN 13:31-14:31

LESSON 10: PROMISES — **101**
JOHN 16:1-33

LESSON 11: JESUS' ARREST AND TRIAL — **110**
JOHN 18:3-38

LESSON 12: LIVING AND DYING WITH PURPOSE: JESUS' DEATH, BURIAL AND RESURRECTION — **120**
JOHN 19:30-20:18

LESSON 13: APPEARANCES TO THE APOSTLES — **130**
JOHN 20:19-21:17

ADDITIONAL RESOURCES — **146**

TABLE OF CONTENTS – WEDNESDAY LESSONS

LESSON 1: THE TWO JOHNS — **17**
JOHN 1:6-34

LESSON 2: AN UNEXPECTED WITNESS — **28**
JOHN 4:1-42

LESSON 3: NICODEMUS — **40**
JOHN 3:1-16

LESSON 4: CHOOSING TO BELIEVE — **48**
JOHN 4:43-54

LESSON 5: PRAYER — **58**
JOHN 6:60-8:12

LESSON 6: LISTENING TO THE SHEPHERD'S VOICE — **66**
JOHN 10:27

LESSON 7: A FRIEND OF JESUS — **75**
JOHN 12:1-6

LESSON 8: THE HEART OF A SERVANT — **89**
JOHN 13:1-17

LESSON 9: STAY CONNECTED TO JESUS — **97**
JOHN 15:1-27

LESSON 10: JESUS' HIGH PRIESTLY PRAYER — **108**
JOHN 17:1-21

LESSON 11: FOLLOWING THE TRUTH — **115**
JOHN 18:37-19:16

LESSON 12: PROFIT FROM A LOSS — **125**
JOHN 19:30-20:18

LESSON 13: JESUS IS THE SON OF GOD — **142**
JOHN 20:29-31

TEACHING LESSON GUIDE

Welcome to *John for Kids*. The content for the following lessons is primarily taken from the series *Gospel of John* produced by Mike Mazzalongo through BibleTalk.tv.

The lessons correspond with the adult version and include a *Lesson Spotlight* and review designed for Wednesday evening Bible class. Some material from the adult version is not covered in order to give sufficient time for discussion and activities.

The target audience for this material is children between the ages of nine to 12 years old (4th-6th grade), however, it can be adapted for a wider age-range. We have created Student Workbooks with a variety of activities to help reinforce lessons. These are only suggestions. Teachers are free to create activities they feel will work best for their students.

To prepare for each week's lesson, we encourage teachers to watch/read the corresponding adult lesson(s). These are available for free at BibleTalk.tv. Doing so will allow the teacher to have more background knowledge and understanding of the material.

While this guide does not contain classroom or bulletin board decoration ideas, we recommend that teachers create an inviting space for their students. If possible, it is helpful to have a classroom set of Bibles. Most scripture references in this guide are taken from the NASB1995 version.

We have included teaching scripts that teachers may find helpful in presenting the lessons to their students. These are bolded throughout the Teacher Guide.

Wednesday night *Lesson Review Sheets* include questions that can be answered either with a written answer or class discussion. Teachers should look at these (Student Workbook) before class to review the discussion questions and determine which works best for their students.

Only one review game for learning the books of the Bible is included in *John* (lesson 7); posters for both the Old Testament and New Testament as well as the *Books of the Bible cards* are included in the *Additional Resources* section. Teachers are encouraged to review these with students whenever class time allows.

NOTE : The *John for Kids* series does not include the introduction and background information to the Bible contained in the first lessons of both *Matthew for Kids* and *Mark for Kids.* If your students have not covered *Matthew* and *Mark*, we suggest pulling the information from either of those lessons to review with your students before beginning this series.

MATERIALS NEEDED

Student Workbooks - One workbook (or printed copy) per student is needed.

Timeline - In *Matthew for Kids*, students created a timeline of Jesus' life. In this series, as in the *Mark* series, they will add a few new items. Place the *John for Kids* timeline pieces above or below the existing ones, using the provided placement suggestions.

PowerPoint Presentation (optional) - Accompanying slides are available.

Fully Man/Fully God:

A key part of this series is reinforcing the idea that Jesus is both fully man and fully God. The teacher should prepare the *Fully Man/Fully God* poster ahead of time using a poster board/paper large enough to include all the *evidence*.

Create a Venn diagram with the left circle labeled *Fully Man* and the right circle labeled *Fully God*. Write *Jesus* in the middle overlapping portion. At the end of each lesson, students will add new *evidence* under each label on the poster. These items are found in the *Additional Resources*.

Items to have on hand for use throughout the quarter (available at https://bibletalk.kids/resources in various sizes and included in the Teacher Guide):

- Old Testament Books of the Bible Poster
- New Testament Books of the Bible Poster
- Timeline Overview
- Timeline Events
- Bible Times Map

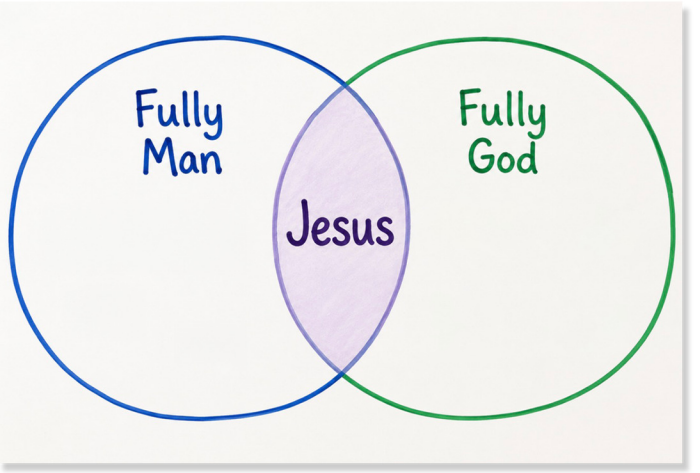

BIBLE VERSES FOR MEMORIZATION

Have students take home their *Bible Verse Memory Work* worksheets from their Student Workbooks to review between classes.

Students will memorize these Bible verses cumulatively, adding a new section to the previously learned verses and reviewing them together.

LESSONS 1-5

> In the beginning was the Word, and the Word was with God, and the Word was God. He was in the beginning with God. All things came into being through Him, and apart from Him nothing came into being that has come into being.
> **– John 1:1-3**

LESSONS 6-9

> In Him was life, and the life was the Light of men. The Light shines in the darkness, and the darkness did not comprehend it.
> **– John 1:4-5**

LESSONS 10-13

> And the Word became flesh, and dwelt among us, and we saw His glory, glory as of the only begotten from the Father, full of grace and truth.
> **– John 1:14**

By the end of the quarter, students should be able to say everything together:

> In the beginning was the Word, and the Word was with God, and the Word was God. He was in the beginning with God. All things came into being through Him, and apart from Him nothing came into being that has come into being. In Him was life, and the life was the Light of men. The Light shines in the darkness, and the darkness did not comprehend it.
>
> And the Word became flesh, and dwelt among us, and we saw His glory, glory as of the only begotten from the Father, full of grace and truth.
> **– John 1:1-5, 14**

BIBLE VERSE MEMORY GAMES

Introduce new Bible verses during lessons 1, 6, and 10. Take a few minutes at the beginning of each class to review the verse, incorporating different review games.

1. Sticky Note Scramble – Write the Bible verse across several sticky notes, using one to a few words on each note. Scatter the notes around the room. Have students find the notes, work together to put the verse in the correct order, and then read it aloud. (Keep these to use for a final review at the end of the quarter.)

2. Ball Toss – Have students stand in a circle and give one student a ball. The first student says the first word of the Bible verse, then tosses the ball to another student, who says the next word. Continue tossing the ball around until the verse is completed.

3. Feather/Balloon Float – Have one student stand on a chair and drop a feather or balloon while the class tries to say the Bible verse before it reaches the ground. Repeat several times, letting different students take turns dropping the feather or balloon.

4. Fill-in-the-blank worksheet pages (Included in the Student Workbook.)

Create a poster/chart with this quarter's three Bible verses and the students' names. Allow students to mark when they have completed reciting each verse from memory.

LESSON 1
WHO JESUS IS (JOHN 1:1–18)

CORRESPONDS TO ADULT LESSONS 1 & 2



OBJECTIVES

Students will...

- Understand that Jesus existed before creation
- Learn that Jesus is fully God and fully human
- Identify what "the Word" means
- See that Jesus shows us who God is
- Know the two Johns: John the gospel writer, John the Baptist



KEY TERMS (WRITE OUT AHEAD OF CLASS FOR COPYING)

- Ascend – To go up or rise to a higher point
- Eternal – Something that has no beginning and no end
- Grace – God giving us good things that we do not deserve
- Bold (Wed.) – Being brave, fearless



MAP WORK

- Ephesus
- Bethlehem
- Jerusalem (Wed.)
- Jordan River (Wed.)



MATERIALS

- Bible for each student
- OT and NT books of the Bible posters
- Timeline Overview/Events
- Bible Times Map
- Student Workbooks
- Coloring pencils
- Items for braiding demonstration & Braiding Board
- Small plant (opt.)
- Skit items (Wed.), copies for students
- Dove craft items (Wed.)



NOTE TO TEACHER

The *John for Kids* series does not include the introduction and background information to the Bible contained in the first lessons of both *Matthew for Kids* and *Mark for Kids.* If your students have not covered *Matthew* and *Mark*, we suggest pulling the information from either of those lessons to review with your students before beginning this series.

Before class, use a large poster board to create the Venn diagram.

CLASS TIME

1. PRAYER

2. INTRODUCE BIBLE VERSE #1

> In the beginning was the Word, and the Word was with God, and the Word was God. He was in the beginning with God. All things came into being through Him, and apart from Him nothing came into being that has come into being.
> **– John 1:1-3**

3. OPENING ACTIVITY: WHAT IS GOD LIKE?

Directions:

- Hand each student some paper and coloring pencils.
- Give them a few minutes to draw or describe with words what God is like to them.

Discussion:

If you wanted to know what God is like, where would you look? What if you lived before the Bible was completed?

First century believers didn't have the Bible like we do nowadays.

How could God show Himself to those people?

The Gospel of John begins by explaining that God did something amazing—He didn't just send a message. He came Himself. He came so that we could know Him.

4. LESSON

JOHN

This quarter we will be working our way through the Gospel of John. The book is named after one of Jesus' Apostles.

Show Timeline Overview to help establish the time period.

After Jerusalem was destroyed in AD 70, John moved to the city of Ephesus. From there, around AD 80—about 50 years after Jesus' death, resurrection, and ascension—John wrote his Gospel.

What does 'ascension' mean?

Answer: To go up or rise to a higher point

Explain that this is when Jesus returned to heaven to sit at the right hand of God.

At the time John wrote his gospel, some people were spreading wrong ideas about Jesus, so John wanted everyone to clearly understand the truth about who Jesus really is.

Near the end of his book he explains his purpose:

> These have been written so that you may believe that Jesus is the Christ, the Son of God; and that believing you may have life in His name.
> **– John 20:31**

John wanted people to believe that Jesus is the Son of God.

THREE BIG IDEAS

John writes his story like three strands (ideas) braided together.

1. Jesus is both human and divine (God).

John shows Jesus doing ordinary human things like eating, walking and weeping. But he also shows Jesus doing things only God can do, like performing miracles, forgiving sins and divine teachings (things only God could know).

2. Some people believed.

Many people saw Jesus' miracles and believed He was the Son of God.

3. Some people did not believe.

Others rejected Him even when they saw the evidence.

All through John's book, we will see what Jesus taught, the miracles He did, and how people chose to believe in Him or not believe in Him.

BEFORE THE BEGINNING

Read/have students read John 1:1-5.

In the verses we just read, what does John call Jesus?

Answer: *The Word*

John calls Jesus 'the Word' because our words show what we are thinking and feeling. Jesus shows us what God is like. When we see and hear Jesus, we are learning what God's heart and mind is like.

Remind students of the Opening Activity.

What does John say about 'the Word'?

Answer: *The Word was WITH God and WAS God.*

The Word (Jesus) existed before time began. The Word (Jesus) was with God. The Word (Jesus) was God.

That means Jesus is eternal. He was not created. He did not begin when He was born in Bethlehem. He has always existed—just like God.

What does eternal mean?

Answer: *Something that has no beginning and no end.*

Then John explains that everything was made through Him. When God said, "Let there be light," Jesus—the Word—was the power behind creation.

Jesus is not only the Creator, He is also life. And that life brings light into a dark world.

What makes the world a 'dark' place? Is it literally dark?

Answer: *Sin makes it dark. Saying the world is dark means it is full of sin and evil things. Jesus brings light by shining His goodness to get rid of the evil (darkness).*

THE GOOD NEWS

Read/have students read John 1:9-13.

John says that Jesus is the true Light Who came into the world to show people the truth about God. Even though Jesus made the world, many people did not recognize Him or accept Him. The people who did believe in Him were given the right to become children of God—not by being born into a certain family, but by believing in Jesus and being born into God's family through baptism.

Read to students John 1:14, 16–18.

John tells us that Jesus, Who is God's Word, came to earth as a real person and lived with people. The apostles saw how amazing He is and knew He is God's Son, full of grace and truth.

What is grace?

Answer: God giving us good things that we do not deserve.

Because of Jesus, we receive many blessings. He shows us God's kindness and truth. Moses gave God's Law, but Jesus helps us understand how much God really loves us. Even though no one has seen God, Jesus shows us what God is like because He is God's Son.

SIGN/TEACHING AND REACTION

Previously, we talked about John's gospel braiding together three strands (ideas). Let's take a look at those from today's lesson.

Use three pieces of yarn or rope to create a visual for the students. As you review the three strands, braid the yarn together. (Continue or disregard this visual for future lessons).

Strand 1, Jesus is human and divine (God): John tells us right away that Jesus is "the Word" who was with God and is God. This establishes Jesus' divine nature. (John 1:1)

Strand 2, Belief: Some received Jesus and believed. (John 1:12)

Strand 3, Disbelief: Others rejected Him. (John 1:11)

5. STUDENT WORKBOOK

Have students open their Student Workbooks to their *Key Terms*, copy definition(s).

Have students open their Student Workbooks to their *Bible Times Map.*

Ephesus – Shade purple

Bethlehem – Shade brown

TIMELINE

Jesus Ascends to Heaven

Destruction of the Temple/Jerusalem AD 70

John writes his gospel AD 80

* All three should go after *Jesus Gives the Great Commission.*

COLORING SHEET: LOGOS (GREEK FOR 'WORD')

Have students color the word and design a fun border.

ACTIVITY SHEET: NAMES OF JESUS WORD SCRAMBLE

6. REINFORCEMENT ACTIVITIES

VENN DIAGRAM

In his gospel, John presents Jesus as both fully man and fully God. We are going to look at how John shows both of these sides of Jesus.

Explain the Venn diagram.

Fully Man: The Word became flesh and lived among us. (John 1:14)

Fully God: He was in the beginning and created all things. (John 1:1-3)

STAYING CONNECTED

In preparation for lesson 9 (Wed.), show students a plant and briefly explain the idea that the leaves must all stay attached to the vine in order to stay alive. Then cut off one of its leaves.

Ask:

Does this leaf still look like the other leaves? It will for a while. But, can it survive separated from the vine/the main plant?

Lay the leaf beside the plant and explain that later in the quarter you will observe what happens to the leaf. (Keep both in a safe place where the leaf won't be thrown out.)

CRAFT: BRAIDING BOARD

Supplies Needed:

- Pieces of cardboard
- Strong tape (packing tape, duct tape)
- Yarn



Directions:

1. Cut cardboard into small boards.
2. For each board, cut two sets of three pieces of yarn.
3. Tape the top ends of each three-strand set to the top of the cardboard.
4. Tape the boards to a table so it does not move while students are braiding.
5. Demonstrate for students how to braid and let them practice on their own.

LESSON 1

THE TWO JOHNS (JOHN 1:6-34)

CLASS TIME

1. PRAYER

2. BIBLE VERSE

Have students fill out their *Bible Verse Fill-in-the-Blank* Worksheet.

3. OPENING ACTIVITY

Have students fill out their *Lesson 1 Review Sheet*. Go over answers and review Sunday's lesson.

4. FOLLOW-UP QUESTIONS

1. **Why did John write his Gospel?**
1. **Why do you think John begins his gospel describing a time before creation?**

5. LESSON SPOTLIGHT

When John wrote his Gospel, he wanted us to understand something very important right away: Jesus was not just a good man or a wise teacher. He is God who came to earth in human form.

Let's take a closer look at John, the gospel writer.

John knew Jesus personally. He was the son of a fisherman named Zebedee and the brother of James. Before following Jesus, John was a fisherman too. He was called to be one of Jesus' apostles.

John referred to himself as 'the disciple whom Jesus loved' in several verses:

John 13:23; 19:26; 20:2; 21:7; 21:20.

Jesus trusted John so much that while He was on the cross, He asked John to care for His mother, Mary.

JOHN THE BAPTIST

After John's introduction of Jesus, he introduces a man named John the Baptist.

He is the first example John gives us of someone who truly believed in Jesus.

Long before John the Baptist was born, the Old Testament prophets had promised that before the Messiah came, God would send a messenger who would call people to get ready.

John the Baptist was that messenger.

He lived in the wilderness. He preached boldly. He told people to repent and be baptized because the Messiah was coming soon.

What does it mean to be 'bold'?

Answer: Being brave, fearless

Crowds gathered to hear him.

But not everyone was excited.

The religious leaders in Jerusalem heard about John. They saw the crowds that gathered to hear him. They heard that he was baptizing people in the Jordan River and that made them nervous.

Read/have students read John 1:19-23.

John the Baptist was saying, "I am just a messenger. I am preparing people for Someone greater."

But instead of listening carefully, the leaders became defensive. They were not interested in believing. They were interested in protecting their position as leaders.

THE SIGN

Read/have students read John 1:29-34.

John the Baptist had not believed in Jesus by accident. God had given him a sign.

God told him that the Messiah would be the One on Whom the Spirit would descend and remain.

One day, Jesus came to be baptized. When John baptized Him, the Holy Spirit descended like a dove and remained on Jesus.

That was the sign God had told John to watch for and when he saw it, he believed.

The next day, John saw Jesus coming toward him and made a powerful announcement:

"Behold, the Lamb of God who takes away the sin of the world!"

John understood something very important. Jesus did not come only to teach people or do miracles. He came to take care of the problem of sin. Just like lambs were sacrificed in the Old Testament for the sins of the people, Jesus would give His life to save others.

John's job had been to prepare the way. Now that the Messiah had arrived, John pointed everyone to Him.

"I have seen," John said, "and I testify that this is the Son of God." That is belief.

Even though John was born first, he knew Jesus existed long before him.

How could Jesus have existed before John, even though He was born after him?

Answer: Because Jesus is divine—He is God. And God has always existed. God has no beginning and no end.

SIGN/TEACHING AND REACTION

Let's now look at the three strands being braided together.

- **Strand 1, Jesus is human and divine (God): The Spirit (dove) descending proved His divine identity. (John 1:32-34)**
- **Strand 2, Belief: John the Baptist believed and boldly told others. (John 1:35)**
- **Strand 3, Disbelief: The religious leaders questioned and resisted. (John 1:26)**

6. REINFORCEMENT ACTIVITIES

Have students open their Student Workbooks to their *Key Terms*, copy definition(s).

Have students open their Student Workbooks to their *Bible Times Map.*

Jerusalem – Shade dark green

Jordan River – Trace in blue

SKIT: JOHN THE BAPTIST QUESTIONED

CRAFT: DOVE

DOVE

Supplies:

- Dove template (Student Workbook)
- White cardstock (2 per student)
- Pencil
- Scissors
- Tape
- Crayons, markers or colored pencils
- Glue, string, hole punch



Directions:

1. Have students remove and cut out the dove template from their Student Workbook.
2. Place the dove template on a piece of white cardstock, trace around the dove and cut out (opt. Cut out two doves and glue them back to back to make the dove more sturdy.)
3. Decorate.
4. Carefully cut a small slit in the middle of the dove's body.
5. Take one piece of white printer paper and fold the paper accordion-style, folding back and forth like a fan.
6. Slide the folded paper through the slit in the dove's body, pulling the paper through until both sides are even.
7. Fan open both sides of the paper to create the dove's wings.
8. Optional: Punch a small hole near the top and add string so the dove can be hung up.

LESSON 2
WITNESSING (JOHN 1:35–50)

CORRESPONDS WITH ADULT LESSON 3



OBJECTIVES

Students will...

- Understand the idea of being a "witness"
- Describe the pattern of belief and response to Jesus
- Explain why people followed Jesus
- Identify Jesus' first followers
- Recognize that Jesus calls us to be witnesses, too



KEY TERMS (WRITE OUT AHEAD OF CLASS FOR COPYING)

- Witness – A person who tells about what they have seen or heard
- Messiah – The Savior



MAP WORK

- Galilee
- Bethsaida
- Nazareth
- Samaria (Wed.)



MATERIALS

- Bible for each student
- OT and NT books of the Bible posters
- Timeline Overview/Events
- Bible Times Map
- Student Workbooks
- Items for Making a Good Witness
- Object for passing (Wed.)



NOTE TO TEACHER

There is no note to teacher for this lesson.

CLASS TIME

1. PRAYER

2. BIBLE VERSE REVIEW

> In the beginning was the Word, and the Word was with God, and the Word was God. He was in the beginning with God. All things came into being through Him, and apart from Him nothing came into being that has come into being.
> **- John 1:1-3**

3. OPENING ACTIVITY: TELL WHAT YOU SAW

Directions:

1. Choose one student and, in a space the other students can't see, show them the picture on the following page.
2. Have that student describe to another student what they saw (only once; at least 5 details). Continue passing the message of what was seen from one student to the next.
3. Ask the last student to describe the image. Then reveal the picture and compare.

Discussion:

1. **Was the information exactly the same at the end?**
2. **What changed?**
3. **Why is it important to tell things carefully and accurately?**

When we are witnesses for Jesus, we are telling others what is true about Him—what He did and who He is. Just like in our activity, it's important that we share the message clearly and correctly.

4. LESSON

In the Gospel of John, the writer tells the story of Jesus using three important ideas:

1. **Jesus is fully God and fully man.**
2. **Some people believe in Him.**
3. **Some people reject Him.**

John weaves these ideas together like braiding three strands of hair. As we read the stories, we see Jesus, and we also see how people respond to Him.



WITNESSING

Today we are going to learn about something called a witness.

What is a witness?

Answer: *A person who tells about what they have seen or heard.*

For example: If you saw something happen at school and told the teacher about it, you would be a witness.

PPT *Read/have students read John 1:35-37.*

John had been preaching in the wilderness, telling people that the Messiah—the Savior God promised—was coming.

One day, John was standing with two of his followers when Jesus walked by. When John saw Jesus, he said: 'Behold, the Lamb of God.'

What happened when the two disciples heard John say this?

Answer: *They began to follow Jesus.*

John pointed them to Jesus, and they believed what he said.

Read/have students read John 1:38-39.

PPT **As the two men followed behind Him, Jesus turned around and spoke to them.**

Jesus asked them a simple question: "What are you looking for?"

They asked where He was staying, and Jesus replied, "Come and see."

So they went with Jesus and spent the rest of the day with Him. By the end of that day, they knew there was something special about Jesus.

Read/have students read John 1:40-46.

One of the two men who followed Jesus that day was Andrew. As soon as Andrew left Jesus, he went looking for someone.

Who did he go find?

Answer: *His brother Simon.*

Andrew told him, "We have found the Messiah!" Then Andrew brought his brother to Jesus.

What does 'Messiah' mean?

Answer: The Savior

Andrew had just met Jesus, and already he was witnessing (telling) to others.

The next day Jesus called another man named Philip.

Philip did exactly what Andrew had done. He went and found his friend Nathanael. Philip said, "We have found the one Moses and the prophets wrote about–Jesus of Nazareth."

But Nathanael wasn't sure. He asked, "Can anything good come from Nazareth?"

Philip didn't argue. He simply said, "Come and see."

Read/have students read John 1:47-50.

When Nathanael came to meet Jesus, something surprising happened. Jesus already knew things about Nathanael before they had even met.

How did Nathanael respond?

Answer: He said, "Rabbi, You are the Son of God."

Nathanael believed.

Jesus told Nathanael that he would see even greater things. In other words, this was just the beginning. The disciples would soon see many miracles and powerful teachings that showed who Jesus really is.

SEEING WHO JESUS IS

Did Jesus look like an ordinary man when people first met Him?

Answer: Yes.

People could walk with Him, talk with Him, and spend time with Him. But something else was also true. Jesus knew things no one else could know. He had power no one else had.

John includes both sides of Jesus in his gospel, because he wants us to see that Jesus is both fully man and fully God.

PATTERN OF WITNESSES

In today's lesson we see something important happen over and over:

Someone heard about Jesus.

They believed.

Then they told someone else.

John the Baptist → Andrew → Peter → Philip → Nathanael

That's how the message about Jesus spread.

The first disciples did something simple. They met Jesus, believed in Him, and then told someone else. They were witnesses. They were telling the truth about what they had seen and heard.

The same thing still happens today.

Who first told you about Jesus?

Answer: Will vary. They were being a witness for Jesus.

What can we do to help others learn about Him? How can we be witnesses for Jesus?

Answer: Will vary. Invite a friend to church. Tell someone what we believe. Show kindness and love. Talk about Jesus.

SIGN/TEACHING AND REACTION

We talked about John's gospel braiding together three strands (ideas). Let's take a look at those from today's lesson.

Strand 1, Jesus is human and divine (God): Jesus traveled by walking. (John 1:36); Jesus already knew things about Nathanael before they had even met. (John 1:47-50)

Strand 2, Belief: When John saw Jesus, he said: 'Behold, the Lamb of God.' (John 1:35-37)

Strand 3, Disbelief: Not disbelief, but we see a little hesitation from Nathanael when he asks, "Nazareth! Can anything good come from there?" (John 1:46)

5. STUDENT WORKBOOK

Have students open their Student Workbooks to their *Key Terms*, copy definition(s).

Have students open their Student Workbooks to their *Bible Times Map*.

Galilee – Shade light yellow

Bethsaida – Shade orange

Nazareth – Shade light blue

ACTIVITY SHEET: SPOT THE DIFFERENCES

6. REINFORCEMENT ACTIVITIES

VENN DIAGRAM

Fully Man: Jesus traveled by walking. (John 1:36)

Fully God: He told Nathanael things about himself without ever meeting him. (John 1:47-48)

GAME: MAKING A GOOD WITNESS

Can you remember what you saw?

Directions:

1. Place several items on a table/tray where all the students can see them.

2. Give students a short amount of time to look carefully at the items.

3. Cover the items with a cloth or remove them from sight.

4. Have students write down as many items as they can remember.

5. Reveal the items and see how many they remembered correctly.

LESSON 2

AN UNEXPECTED WITNESS (JOHN 4:1-42)

CORRESPONDS WITH ADULT LESSONS 9 & 10

CLASS TIME

1. PRAYER

2. BIBLE VERSE

Play a Bible Verse Memory Review Game.

3. OPENING ACTIVITY

Have students fill out their *Lesson 2 Review Sheet*. Go over answers and review Sunday's lesson.

4. FOLLOW-UP QUESTIONS

1. **Why do you think Andrew immediately told his brother about Jesus?**
2. **If you met Jesus today, what would you want to ask Him?**

5. LESSON SPOTLIGHT

On Sunday we learned about being a witness and learned how Jesus' disciples were witnesses. Today we're going to learn about another witness—one that was more unexpected.

SUMMARY OF JOHN 4:1-42

As Jesus traveled north toward Galilee, He passed through a region called Samaria. After a long walk, He stopped around noon to rest beside a special well called *Jacob's Well*. John tells us that Jesus was tired and thirsty from the journey.

While Jesus was sitting there, a Samaritan woman came to the well to draw water and they had an unusual encounter. Jews and Samaritans usually avoided each other, and men normally did not talk with women they didn't know in public.

But Jesus spoke to her anyway.

He asked her for a drink and then began talking about something much greater than the water in the well. Jesus told her that if she knew who He really was, she would ask Him for living water—water that leads to eternal life.

At first the woman did not understand. She thought Jesus was talking about the water in the well.

As they continued talking, Jesus told the woman things about her life that a stranger could not possibly know. Suddenly, she realized that Jesus was not an ordinary person. The woman said she knew that the Messiah was supposed to come and that He would explain everything.

Then Jesus said, "I who speak to you am He."

Jesus was telling her that He was the Messiah.

The woman was so amazed that she left her water jar behind and ran back to the town and began telling people, "Come see a man who told me everything I have done! Could this be the Christ?"

What do you think we can learn from this woman?

Answer: Will vary. Something along the lines of not waiting until we think we know "enough" or have all the right words before telling others about Jesus.

Her story affected the people in her town in several ways:

First, people came to see Jesus for themselves. Her story made them curious enough to go meet Him.

Second, they were ready to listen. Because of what she said, they were willing to hear what Jesus had to say.

Third, many people believed in Jesus after hearing Him. At first they believed because of the woman's story. Then, after listening to Jesus themselves, they believed even more.

Finally, they openly said that Jesus is the Savior of the world.

The woman did not preach a long sermon or explain everything perfectly. She simply told others what had happened to her.

She was a witness for Jesus. And God used her story to bring many people to Jesus.

Sometimes the most powerful way to share Jesus with others is simply telling them what we know about Him and what He has done.

Sharing Jesus with others often begins with one simple conversation. It can start by talking with someone, asking questions, showing through our actions that our faith is real, inviting someone to church and helping them grow in their faith.

The Samaritan woman did the same thing—she told others about Jesus, and many people came to hear Him and believe.

6. REINFORCEMENT ACTIVITIES

Have students open their Student Workbooks to their *Bible Times Map*.

Samaria - Shade pink

ACTIVITY: TELLING OTHERS ABOUT JESUS

We may not always be sure how to start talking with others about Jesus, but sharing Jesus is not about giving a long sermon. It is simply about connecting everyday life to God's love.

Directions:

1. Before class, use index cards to write out everyday topics (sports, school, games, pets, food, etc.).

2. Pair up students.

3. Partner 1 draws a card and reads the topic to Partner 2.

4. Partner 2 begins a conversation about the topic and has 30 seconds to bridge the topic to God.

5. When time is up, the partners switch roles.

Show how to "bridge" a topic. If the card says *Sports*, the bridge could be : *"I love soccer because God gave me a fast body. I always thank Him when I score."*

GAME: HOT GOOD NEWS (HOT POTATO)

We don't want to keep the Good News to ourselves, we need to pass it to our friends.

Directions:

1. Have students sit in a circle and explain that this game is played like Hot Potato, but it is called *Hot Good News* because we are pretending to spread the good news about Jesus.

2. Give one student the ball or object.

3. Start singing and have students pass the object around the circle.

4. When you stop singing, the student holding the object answers a question. (Following page)

5. After answering, that student says, "Pass on the Good News!" and the game continues.

QUESTIONS (USE THESE OR CREATE YOUR OWN):

– Say one thing you could tell a friend about Jesus.

– What is the Good News in a few words?

– Name someone you could invite to Bible class.

– What is one way you can show God's love at school?

– Finish this sentence: "I love Jesus because..."

– What could you say to a friend who feels sad?

– Name one thing Jesus has done for you.

– How can your actions help others learn about Jesus?

– Say one Bible word that reminds you of the gospel.

– Finish this sentence: "I can share the love of Jesus by..."

LESSON 3
SIGNS (JOHN 2:1-23)

CORRESPONDS WITH ADULT LESSONS 4 & 5



OBJECTIVES

Students will...

- Understand that Jesus' miracles were signs pointing to who He is
- Recount Jesus' first miracle
- Explain that turning water into wine showed Jesus' divine power
- Recognize that Jesus had authority as the Son of God
- Identify Jesus' resurrection as the greatest sign



KEY TERMS (WRITE OUT AHEAD OF CLASS FOR COPYING)

- Sign – Something that points to something else
- Born again (Wed.) – Starting a new life with God



MAP WORK

- Cana
- Temple



MATERIALS

- Bible for each student
- OT and NT books of the Bible posters
- Timeline Overview/Events
- Bible Times Map
- Students Workbooks
- Material for Design Your Own Sign
- Material for Born Again Butterflies (Wed.)



NOTE TO TEACHER

Before class, cut out *signs* for Opening Activity

CLASS TIME

1. PRAYER

2. BIBLE VERSE REVIEW

> In the beginning was the Word, and the Word was with God, and the Word was God. He was in the beginning with God. All things came into being through Him, and apart from Him nothing came into being that has come into being.
> **- John 1:1-3**

3. OPENING ACTIVITY: NAME THAT SIGN

Directions:

1. Cut out the signs from the following page.

2. Divide the students into two teams or have them answer individually. Keep score or not.

3. Show each sign one at a time allowing students to guess what the signs represent.

4. After teams/individuals have had a chance to guess, reveal the correct meaning of the sign.

4. LESSON

SIGNS

When we read the Gospel of John, we notice that John often uses the word *sign* instead of the word *miracle*. A sign is something that points to something else. For example, a road sign can point to a destination. In the same way, the miracles of Jesus were not just amazing events. They were signs pointing to the truth about who Jesus is.

Read to students: John 2:1-11.

The story begins in a small town called Cana in Galilee. Jesus, His disciples, and His mother Mary were invited to a wedding there. Weddings in those days were celebrations that lasted several days. During the celebration the wine ran out.

Mary told Jesus about the problem. Then she told the servants, "Whatever He says to you, do it."

Nearby were six large stone jars filled with water. Jesus told the servants to fill the jars with water and then take some to the master of the feast. When the man tasted it, the water had turned into wine.

















NO U-TURN

SLIPPERY ROAD

MEN'S BATHROOM

BIOHAZARD

HANDICAP
PARKING

HOSPITAL

RAILROAD
CROSSING

FALLING ROCKS

John tells us something very important about this miracle:



> This beginning of His signs Jesus did in Cana of Galilee, and manifested His glory, and His disciples believed in Him.
> **– John 2:11**

Notice what John says. This miracle was a sign.



What was the sign pointing to?

Answer: *It showed that Jesus had power that only God has.*

What important thing happened as a result of this sign?

Answer: *Because of this sign, the disciples believed in Him.*

CLEANSING OF THE TEMPLE



After this, Jesus traveled to Jerusalem for the Passover festival. When Jesus arrived at the Temple, He saw people using God's house like a marketplace. Animals were being sold and money was being exchanged. Jesus made a whip of cords, overturned their tables and drove them out, telling them,"Stop turning my Father's house into a market!" (John 2:15-16).

What do you think Jesus meant by saying the Temple was His Father's house?

Answer: *He was claiming to be the Son of God.*



The religious leaders didn't believe He was the Son of God. They wanted to know why Jesus thought He had the authority to do this.

They asked Him, "What *sign* do You show us as your authority for doing these things?" (John 2:18)

In other words, they were saying, "Prove to us that you have the right to do this."

How did Jesus answer them?

Read/have students read John 2:19-21.



The people were confused. They thought Jesus was talking about the Temple building. They said it had taken 46 years to build the Temple. How could someone rebuild it in only three days?

What do you think Jesus meant?

Answer: *He was saying that people would destroy His body when He died on the cross–but three days later He would rise from the dead.*

This would become the greatest sign of all.

At the time, the people did not understand what Jesus meant. But later, after Jesus was raised from the dead, the disciples remembered His words and believed them (John 2:22).

John also tells us that while Jesus was in Jerusalem, He performed many signs.

> Many believed in His name, observing His signs which He was doing.
> **– John 2:23**

Why do you think John tells us about these signs?

Answer: *Because each one points to the same truth: Jesus is the Messiah, the Son of God.*

So when we read about the signs of Jesus, we should ask ourselves the same question the first disciples had to answer: What do these signs show us about Jesus?

And if they point to Him as the Son of God, how should we respond?

The signs were meant to help people believe–and they still point us to Jesus today.

SIGN/TEACHING AND REACTION

Let's look at the three strands (ideas) being braided together:

Strand 1, Jesus is human and divine (God): We see Jesus' human side as He attends a wedding with friends and family. We see Jesus' divine side in His first miracle–turning water into wine. (John 2:7-11)

Strand 2, Belief: John tells us that while Jesus was in Jerusalem, He performed many signs and that those observing these signs believed in His name. (John 2:11)

Strand 3, Disbelief: The religious leaders did not believe in Him when He said the Temple was His Father's house. (John 2:18)

5. STUDENT WORKBOOK

Have students open their Student Workbooks to their *Key Terms*, copy definition(s).

Have students open their Student Workbooks to their *Bible Times Map*.

Cana – Shade light green

Temple – Shade red

TIMELINE

Jesus' first miracle

* Above *Jesus' Sermon on the Mount*

CRAFT: DESIGN YOUR OWN SIGN

Just like the *signs* Jesus did helped people see who He is, students will make a sign that tells others a little about themselves.

Directions:

1. Hand out colored construction/cardstock paper.
2. Have students write their name in a decorative way.
3. Then, have them decorate the sign with stickers, glitter, drawings, colors, words, or symbols that show who they are and include some of their favorite things, such as foods, hobbies, animals, sports, books, or places.

6. REINFORCEMENT ACTIVITIES

VENN DIAGRAM

Fully Man: He attended a wedding. (John 2:1-2)

Fully God: He controls physical elements: water into wine. (John 2:3-11)

LESSON 3

NICODEMUS (JOHN 3:1-16)

CORRESPONDS WITH ADULT LESSONS 6 & 7

CLASS TIME

1. PRAYER

2. BIBLE VERSE

Play a Bible Verse Memory Review Game.

3. OPENING ACTIVITY

Have students fill out their *Lesson 3 Review Sheet*. Go over answers and review Sunday's lesson.

4. FOLLOW-UP QUESTIONS

1. **Why do you think Jesus' signs were meant to point people to belief instead of just amazement?**
2. **How did Jesus' words about "destroy this temple" point ahead to His death and resurrection?**

5. LESSON SPOTLIGHT

In the Gospel of John we have been learning that Jesus performed signs.

What is a 'sign'?

Answer: A thing that points to something else.

The signs of Jesus point to the truth that Jesus is the Son of God. Some people saw these signs and believed, while others saw them but still did not believe.

One man who noticed the signs was Nicodemus. Nicodemus was a Pharisee and a member of the Sanhedrin, which means he was an important teacher and leader among the Jewish people. After seeing the signs performed by Jesus, he had questions.

One night Nicodemus came to talk with Jesus.

Why do you think he came at night?

Answer: Perhaps he was afraid of what others might say.

Read/have students read John 3:1-3.

Nicodemus believed that the signs showed God's power, but he still did not fully understand who Jesus was.

Instead of talking about miracles, Jesus spoke to Nicodemus about being *born again*.

Nicodemus was confused. How could someone be born again?

Jesus taught that being part of God's kingdom means we need to be changed on the inside. It is not about how important we are, how much we know or where we come from. It is about trusting God and letting Him help us live His way.

The Holy Spirit changes a person's heart. We receive the Holy Spirit when we are baptized—born again. It's not like being born as a baby—it's a new spiritual start. Jesus was teaching him that everyone must turn away from sin and be baptized to be part of God's kingdom.

Jesus then reminded Nicodemus of a story from the Old Testament. When the Israelites were bitten by poisonous snakes, God told Moses to lift up a bronze serpent on a pole. Anyone who looked at it in faith would be healed (Numbers 21:8-9).

Jesus said this event pointed to something greater:

> As Moses lifted up the serpent in the wilderness, even so must the Son of Man be lifted up.
> **– John 3:14**

Jesus was talking about His death on the cross. Just as the people looked at the serpent and were healed, people must look to Jesus in faith to receive eternal life.

All together, read John 3:16.

This verse tells us the most important truth in the Bible: God loves the world and sent Jesus so people could have eternal life through belief in Him.

Jesus' miracles show us that He really is the Son of God. Some people saw these signs and believed—like Nicodemus, who went to Jesus to learn more—but others saw the same things and still didn't believe.

6. REINFORCEMENT ACTIVITIES

Have students open their Student Workbooks to their *Key Terms*, copy definition(s).

CRAFT: BORN AGAIN BUTTERFLIES

Jesus taught Nicodemus that to enter God's kingdom, he needed to be born again. When we put our faith in Jesus and are baptized, we become a new creation.

Butterflies also go through a big change. They begin as small, wiggly caterpillars and then change into beautiful butterflies.

Supplies:

- Butterfly template
- Craft paper, tissue paper, stickers, glitter, markers, etc.
- Scissors
- Pipe cleaners
- Hole punch

Directions:

1. Have students remove and cut out the butterfly template from their Student Workbooks.
2. Using the craft supplies, have students decorate their butterflies.
3. Use a hole punch to add a hole in the top of the butterfly.
4. To create the antennae: Insert a pipe cleaner through the hole and twist it together several times above the hole. Loop the ends of the pipe cleaners into little circles.



LESSON 4
THE CHOICE: BELIEVE OR REJECT (JOHN 5-6)

CORRESPONDS WITH ADULT LESSONS 11, 12, 13 & 14



OBJECTIVES

Students will...

- Describe the different miracles of Jesus: healing, feeding the 5,000, walking on water
- Recognize that people responded to Jesus in different ways
- Understand that Jesus gives us a choice to believe or disbelieve
- Recognize that believing in Jesus leads to eternal life



KEY TERMS (WRITE OUT AHEAD OF CLASS FOR COPYING)

- Reject – To say no to something; refuse to accept it
- Sabbath – To rest or to cease



MAP WORK

- Pool of Bethesda
- Sea of Galilee
- Capernaum (Wed.)
- Egypt (Wed.)



MATERIALS

- Bible for each student
- OT and NT books of the Bible posters
- Timeline Overview/Events
- Bible Times Map
- Student Workbooks
- Items for Opening Activity
- Items for Skit



NOTE TO TEACHER

Create a mess in the classroom for the Opening Activity.

Print out enough copies of the skit for each student.

There are no slides for the Wednesday class.

CLASS TIME

1. PRAYER

2. BIBLE VERSE REVIEW

> In the beginning was the Word, and the Word was with God, and the Word was God. He was in the beginning with God. All things came into being through Him, and apart from Him nothing came into being that has come into being.
> **- John 1:1-3**

3. OPENING ACTIVITY: FOCUSING ON THE GOOD

Directions:

1. Before the students arrive, create a mess in one part of the classroom.

2. Choose one student who will clean the mess.

3. Before the student begins, secretly give the rest of the class silly rules to watch for, such as:

"You must complain if the student takes more than five steps."
"You must complain if the student uses two hands."
"You must complain if the student walks too slowly."
"You must complain if the student smiles while doing it."

4. Have the student complete the cleaning task. Then, let the class "complain" based on the silly rules.

5. Afterward, ask:

"What was the student supposed to do?"
"Did they complete the task?"
"What did the rest of the class focus on instead?"
"Were the silly rules more important than the good thing that happened?"

In today's lesson, we'll see how some people focused on silly rules they created rather than the good things Jesus did.

4. LESSON

As we continue studying the Gospel of John, remember that John often calls Jesus' miracles *signs*. A sign is something that points to something else. The signs of Jesus point to the truth that Jesus is the Son of God. When people saw these signs, they did not all react the same way. Some believed in Jesus, while others complained or rejected Him.

What does it mean to 'reject' something?

Answer: To say no to something; refuse to accept it.

Why do you think people might react differently even when they see the same signs (miracles)?

Answer: Will vary.

HEALING ON THE SABBATH

Read/have students read John 5:1-9.

Near the temple in Jerusalem was a place called the Pool of Bethesda. Many sick people gathered there hoping to be healed. Among them was a man who had been unable to walk for 38 years.

What did Jesus ask when He saw him?

Answer: "Do you want to get well?"

Jesus then said, "Get up, pick up your mat and walk." Immediately the man was healed.

It seems as though everyone would be happy to see a person healed after being crippled for so long. But instead of celebrating, some religious leaders complained because the miracle happened on the Sabbath.

What is the 'Sabbath'?

Answer: The word 'Sabbath' means to rest or to cease. The Sabbath was a special day God gave His people to rest from work to focus on worshiping Him.

The Pharisees, a group of religious leaders, had created their own rules against any kind of work on the Sabbath. When Jesus healed the man, they saw it as work–breaking one of their rules.

[They prohibited 39 types of work. You could not walk more than one mile from your home or else it was "work" on the Sabbath. A scribe could not carry his pens on the Sabbath because this was "work."]

Why do you think they focused on rules instead of the miracle?

Answer: They wanted to be obeyed.

Rather than believing the miracle as a sign pointing to Jesus as the Messiah, the Pharisees rejected Jesus and His miracles.

JESUS FEEDS THE 5,000

Later, Jesus traveled to the area around the Sea of Galilee. A huge crowd followed Him because they had seen the signs He was doing. There were about 5,000 men, plus women and children. After a while, the crowd became hungry. The disciples found a boy with five loaves of bread and two fish. Jesus took the bread, prayed and thanked God, and began distributing it. Miraculously, the food kept multiplying. Everyone ate until they were full, and the disciples gathered twelve baskets of leftovers.

Read/have students read John 6:14-15.

The crowd saw the miracles and believed the signs showed that Jesus was special, but they misunderstood what the signs were really pointing to. They wanted Him to be an earthly king who would defeat their enemies, but Jesus came to be the Messiah who would save people from their sins.

JESUS WALKS ON WATER

Read/have students read John 6:16-21.

That night another miracle took place. The disciples were crossing the Sea of Galilee in a boat when the wind began to blow and the waves became rough. Suddenly, they saw Jesus walking on the water toward them. At first they were afraid. But then Jesus said, "It is I; don't be afraid." They chose to believe and they took Him into the boat.

Notice that John says, "They were willing to receive him into the boat."

Jesus is God. Did He need the disciples to allow Him onto the boat? Could He have put Himself on the boat if He wanted to, even if they didn't want Him there?

Jesus was giving them the choice to believe or not believe, and to act on that belief.

After Jesus fed the crowd and walked on the water, the people went looking for Him, but Jesus explained that many of them were only interested in the free food, not in what the miracles were really showing.

The miracles were signs pointing to who He truly is—the Son of God who gives eternal life. Jesus told them that instead of chasing food that only fills their stomachs for a short time, they should seek the spiritual life that only He can give.

He then said, "I am the Bread of Life," meaning that everyone who believes in Him will receive eternal life. Even though many people still refused to believe, Jesus promised that anyone who comes to Him will be accepted and will have eternal life.

We have a choice to make too: believe or reject.

SIGN/TEACHING AND REACTION

Let's now look at the three strands being braided together.

Strand 1, Jesus is human and divine (God): We see Jesus' divine nature in His ability to heal the man at Bethesda. (John 5:1-9)

Strand 2, Belief: The Apostles chose to believe it was Jesus who was walking on the water. (John 6:21)

Strand 3, Disbelief: The Pharisees did not believe and were more concerned that their rules for the Sabbath be obeyed. (John 5:15-16)

5. STUDENT WORKBOOK

Have students open their Student Workbooks to their *Key Terms*, copy definition(s).

Have students open their Student Workbooks to their *Bible Times Map*.

Sea of Galilee – Shade light blue

Pool of Bethesda – Color the rectangle blue

TIMELINE

Jesus walks on water

* Above *Jesus Performed Many Miracles*

ACTIVITY SHEET: CRACK THE CODE

Jesus showed people many signs that pointed to Himself as the Messiah. Unfortunately, not everyone read the signs correctly. To solve the code, you'll need to read the signs correctly.

6. REINFORCEMENT ACTIVITIES

VENN DIAGRAM

Fully Man: Jesus prayed and gave thanks to God. (John 6:11)

Fully God: He miraculously fed 5,000 people from five loaves of bread and two fish. (John 6:10-11)

SKIT: THE MANY MIRACLES OF JESUS

LESSON 4

CHOOSING TO BELIEVE (JOHN 4:43-54)

CORRESPONDS WITH ADULT LESSON 11

CLASS TIME

1. PRAYER

2. BIBLE VERSE REVIEW

Play a Bible Verse Memory Review Game.

3. OPENING ACTIVITY

Have students fill out their *Lesson 4 Review Sheet*. Go over answers and review Sunday's lesson.

4. FOLLOW-UP QUESTIONS

1. **Why did John call Jesus' miracles 'signs'?**
2. **How did the Pharisees, the crowd, and the disciples respond differently to Jesus' miracles?**

5. LESSON SPOTLIGHT

We've been learning about the early part of Jesus' ministry—teachings, miracles and different reactions He received from those who witnessed these things.

Unlike the gospels of Matthew and Luke, John doesn't give a lot of information about Jesus' early life.

Let's take a step back and look at Jesus' life from His birth until His early ministry.

Read the information on the following page with your students while showing the various locations on the map.

JESUS' *TIMELINE*



1.

JESUS WAS BORN IN BETHLEHEM, LIVED IN EGYPT FOR A SHORT TIME, AND THEN GREW UP IN NAZARETH NEAR THE SEA OF GALILEE.



2.

EVERY YEAR, HE TRAVELED WITH HIS FAMILY TO JERUSALEM TO CELEBRATE THE PASSOVER.



3.

WHEN HE WAS ABOUT 30 YEARS OLD, HE LIVED IN CAPERNAUM BY THE SEA OF GALILEE, WHERE PETER ALSO LIVED.



4.

AROUND THAT TIME, HE WENT TO THE AREA NEAR JERUSALEM TO BE BAPTIZED BY JOHN AND BEGIN HIS WORK.



5.

HE SPENT 40 DAYS ALONE IN THE WILDERNESS, FACING TEMPTATIONS FROM SATAN.

6.

AFTER THAT, HE WENT TO A WEDDING IN CANA NEAR CAPERNAUM AND DID HIS FIRST MIRACLE THERE.



7.

HE TRAVELED TO JERUSALEM, CLEARED OUT THE TEMPLE, TAUGHT THE PEOPLE, AND TALKED WITH NICODEMUS.



8.

HE AND HIS DISCIPLES TAUGHT OTHERS AND BAPTIZED PEOPLE NEAR WHERE JOHN THE BAPTIST WAS WORKING.





9.

BECAUSE SOME PEOPLE WERE STARTING TO OPPOSE HIM, HE WENT BACK NORTH TO GALILEE, PASSING THROUGH SAMARIA. THERE, HE TALKED WITH A WOMAN AND STAYED FOR TWO DAYS, TEACHING THE PEOPLE IN THAT TOWN.

Read/have students read John 4:43-47.

We ended the timeline by seeing Jesus heading north. When Jesus returned to His hometown of Galilee, because of all the things He had been doing in Jerusalem, word had spread and He was becoming well known.

One day, a man came to Jesus because his son was very sick and close to dying. Now, this man didn't really have a strong faith in Jesus but he was desperate to find someone—anyone—to heal his son. He had heard of Jesus and the amazing miracles He was known for performing.

Read to students John 4:48-54.

Jesus told the man to trust His word, even without seeing a miracle right away. The man believed Jesus, went home and found out his son was healed. After this the man and everyone in his house believed in Jesus.

People who truly want to serve God learn to trust and follow Him at His Word. When we listen to God's Word and act on it, we will grow closer to Him.

6. REINFORCEMENT ACTIVITIES

Have students open their Student Workbooks to their *Bible Times Map*.

Capernaum – Shade red

Egypt – Shade gold/dark yellow

TIMELINE MAP COLORING SHEET

Color the page and draw dotted lines from one location to the next through Jesus' early life.

MY TIMELINE

Fill in the boxes with drawings and add a caption below to show the different events that make up your own personal timeline.

LESSON 5
CONVERSATIONS WITH JESUS (JOHN 6:60-8:12)

CORRESPONDS WITH ADULT LESSONS 15, 16 & 17

OBJECTIVES

Students will...

- Understand that faith means trusting Jesus/God
- Explain that Peter chose to believe
- Understand that knowing about Jesus is not the same as believing
- Identify different responses to Jesus
- Recognize that Jesus showed justice and mercy
- Understand that everyone must choose to believe or disbelieve

KEY TERMS (WRITE OUT AHEAD OF CLASS FOR COPYING)

- Sifting – Carefully looking through something to find what matters most
- Mercy – Offering forgiveness towards someone you have the power to punish
- Repent (Wed.) – Say sorry and ask for forgiveness

MAP WORK

This lesson does not have any map work.

MATERIALS

- Bible for each student
- OT and NT books of the Bible posters
- Timeline Overview/Events
- Bible Times Map
- Student Workbooks
- Items for Opening Activity
- Items for Prayer Hand, Prayer Journal (Wed.)

NOTE TO TEACHER

There is no note to teacher for this lesson.

CLASS TIME

1. PRAYER

2. BIBLE VERSE REVIEW

PPT

This is the last week for this verse alone. Next week students will add to it.

> In the beginning was the Word, and the Word was with God, and the Word was God. He was in the beginning with God. All things came into being through Him, and apart from Him nothing came into being that has come into being.
> **- John 1:1-3**

3. OPENING ACTIVITY: SIFTING

Collect a mix of valuable and non-valuable items. (Ex: money, watch, deck of cards, etc.–anything that has some value; and also, candy wrappers, broken pencils, rocks, etc.–anything that could be seen as having less/little value.)

Directions:

1. Place all items in a big bowl or on the table.
2. Have students sort what is valuable and what is not into two different piles.

Explain that this is called *sifting*.

Whether it's a junk drawer or a backpack, in life, we sift through all kinds of things trying to decide what to keep.

We should always be sifting through things we learn and read to decide whether or not they have value. We should hold on to the things that help us grow in our faith, and get rid of the rest.

4. LESSON

FAITH

PPT

Faith. We hear this word a lot. But what *is* faith?

Faith is believing what God says, does, or is going to do based on the information He gives us.

Trusting God isn't always easy because we don't know everything–but faith means trusting Him anyway, because He has given us enough to believe.

Today we will look at conversations Jesus had with different people (disciples, apostles, brothers, crowd) and we will see that everyone who spoke with Jesus made a choice. Some chose to have faith based on the information He gave, and some did not.

SIFTING

In our opening activity we did a sifting exercise.

What does it mean to 'sift'?

Answer: Sifting means carefully looking through something to find what matters most.

Just like we sorted objects, Jesus "sifts" people by their response to Him. As people spoke with Jesus, their words and actions showed whether they truly believed and valued what He was saying.

Jesus values everyone, but not everyone values Jesus.

DISCIPLES

In our last lesson, Jesus called Himself the "Bread of Life." Many people had been following Him because of His great miracles, but when they heard His teachings, those who didn't truly believe and find value in Him were sifted out.

Read/have students read John 6:60-61; 64-66.

Some of His followers said His teaching was too difficult to accept and stopped following Him. This is where we see Jesus *sifting*—separating the true believers from the non-believers. In His conversations with His disciples, He was asking them to make a choice.

Interestingly enough, John tells us that Jesus already knew some of the people didn't believe.

> But Jesus, conscious that His disciples grumbled at this, said to them, "Does this cause you to stumble?"
> **– John 6:61**

APOSTLES

Read/have students read John 6:67-69.

After many left, Jesus turned to His closest followers (Apostles) and asked, "Do you also want to go away?" Peter answered, "Lord, to whom shall we go? You have the words of eternal life." Peter didn't understand everything, but he chose to believe.

Real faith trusts Jesus even when things are difficult.

BROTHERS

Next, Jesus spoke with His own brothers. Did you know Jesus had brothers and sisters? Mark mentions some of their names in his gospel.

> Is not this the carpenter, the son of Mary, and brother of James and Joses and Judas and Simon? Are not His sisters here with us?" And they took offense at Him.
> **– Mark 6:3**

Read/have students read John 7:3-5.

His brothers were talking with Him and telling Him what to do even though they did not believe in Him. They did not have faith in Him. This reminds us that knowing about Jesus is not the same as believing in Him.

We learn later that they became believers after Jesus' resurrection. James became an elder and leader of the Jerusalem congregation, he also wrote the epistle of James. Jude went on to write the epistle of Jude.

CROWDS, LEADERS, HURTING WOMAN

Read/have students read John 7:37-43.

Later, at a big feast in Jerusalem, Jesus spoke to a large crowd. He invited everyone to come to Him for true life. Some people believed He was the Messiah, while others doubted and argued. Even though they heard the same message, they made different choices.

Jesus also had conversations with the Pharisees and Jewish leaders. When He said, "I am the light of the world" (John 8:12), they challenged Him instead of believing. They often argued and tried to trap Him rather than listen.

In the middle of these conflicts, the Pharisees brought a woman who had sinned to Jesus. Hoping to trap Him, they asked Him questions about what should be done to her.

Why were they hoping to trap Him?

Answer: They wanted Him to give an answer they could use against Him, in order to punish Him.

Instead of answering right away, Jesus bent down and began writing in the sand. Then He stood up and said, "Let the one who is without sin be the first to throw a stone at her." One by one, the people walked away. Jesus then spoke gently to the woman and told her to go and sin no more. In this moment, Jesus showed His justice, love and mercy.

What is mercy?

Answer: Offering forgiveness towards someone you have the power to punish

SIGN/TEACHING AND REACTION

Let's now look at the three strands being braided together.

- **Strand 1, Jesus is human and divine (God): Jesus talks with people, shows kindness, and understands their struggles like a man. At the same time, He knows their hearts, forgives sins, teaches truth, and offers eternal life like God. (John 8:1-11)**
- **Strand 2, Belief: We see belief through Peter and the apostles, the woman who received forgiveness, and many in the crowd who listened with open hearts. (John 6:67-69)**
- **Strand 3, Disbelief: Others chose not to believe, like the Pharisees, Jesus' brothers at first, and the disciples who walked away. (John 6:66)**

Every conversation revealed what was in each person's heart.

Just like the people in these stories, we also must decide how we will respond to Jesus. When His teaching is hard, will we walk away—or will we stay and trust Him?

5. STUDENT WORKBOOK

Have students open their Student Workbooks to their *Key Terms*, copy definition(s).

TIMELINE

Jesus had brothers and sisters

* Below *Jesus' birth*

ACTIVITY SHEET: CONVERSATION HEARTS

In the lesson, different people had conversations with Jesus and had to choose how they would respond. Today, we have conversations too. We can choose to speak with faith, kindness, courage and love as we help others learn about Jesus.

Have students fill out their Conversation Hearts activity sheets.

Directions:

1. Choose three different scenarios from the activity sheet.
2. For each scenario, think about what you could say or do in that situation. Then write your response inside the conversation heart.
3. As you write, remember to choose a response that would please Jesus.
4. After you finish, be ready to share one of your responses with the class.

6. REINFORCEMENT ACTIVITIES

Fully Man: Jesus had conversations with His disciples. (John 6:25-71)

Fully God: Jesus knows His disciples' hearts and forgives sin. (John 6:64; 8:11)

GAME: BIBLE PICTIONARY

Jesus had conversations with many different people. Some went better than others. Conversations and communication can sometimes be difficult. Let's see if we can communicate well through pictures.

Directions:

1. Write out prompts on slips of paper and place in a bowl.

2. Divide students into two teams. One player draws a Bible story prompt and draws it on the board.

3. Their team has one try to guess the story.

4. If their team answers incorrectly, the next team has a chance to steal the point.

5. Play until the cards are finished or time is up.

6. The team with the most points wins.

Prompts (choose from the list below or create your own):

- Noah's Ark
- David and Goliath
- Daniel in the Lions' Den
- Jonah and the Great Fish
- Moses Parts the Red Sea
- The Walls of Jericho
- The Creation
- Adam and Eve
- Joseph's Coat of Many Colors
- Baby Moses in the Basket
- The Ten Plagues
- Jesus Is Born
- Jesus Calms the Storm
- Jesus Walks on Water
- Feeding the 5,000
- Jesus Raises Lazarus
- The Last Supper
- Jesus Washes the Disciples' Feet
- Peter Denies Jesus
- Jesus' Crucifixion
- Jesus' Resurrection

LESSON 5
PRAYER

CLASS TIME

1. PRAYER

2. BIBLE VERSE REVIEW

Play a Bible Verse Memory Review Game.

3. OPENING ACTIVITY

Have students fill out their *Lesson 5 Review Sheet*. Go over answers and review Sunday's lesson.

4. FOLLOW-UP QUESTIONS

1. Why do you think Peter chose to stay?

2. What is the difference between knowing about Jesus and truly having faith in Him?

5. LESSON SPOTLIGHT

PPT

In our last lesson, we saw many people have conversations with Jesus. Some asked questions, some needed help and some came to learn. Even though Jesus isn't a human on earth anymore, we can still talk to Him. We do this through prayer.

Prayer is simply talking to Jesus (and God) with our words, our thoughts and our hearts.

The Bible teaches us that we can pray anytime and anywhere. God wants us to talk to Him all the time!

> Pray without ceasing;
> **– I Thessalonians 5:17**

DIFFERENT PRAYERS

In the same way that we have different types of conversations with our parents and our friends, not all prayers are the same.

Let's look at different types of prayer and work through some examples of each.

There are other types of prayers. These five have been chosen for this lesson.

Work with students to find their own examples of each type of prayer.



1. Thanksgiving – We can thank Him

We can talk to Jesus by thanking Him for all the good things He gives us.

"...with thanksgiving let your requests be made known to God." – Philippians 4:6

(Example: "Jesus, thank You for my family and my friends.")



2. Petition – We can ask for help

Just like people in the Bible came to Jesus for help, we can too.

"Ask, and it will be given to you..." – Matthew 7:7

(Example: " Jesus, please help me make good choices today.")



3. Confession – We can repent (say sorry and ask for forgiveness)

When we do something wrong, we can talk to Jesus and ask for forgiveness.

"If we confess our sins, He is faithful...to forgive us." – 1 John 1:9

(Example: "Jesus, I'm sorry for what I did. Please forgive me and help me do better.")



4. Intercession – We can pray for others

We can talk to Jesus about other people and ask Him to help them.

"Pray for one another..." – James 5:16

(Example: "Jesus, please help my friend who is sick, feel better.")



5. Praise – We can praise Him

We can tell Jesus how great He is and worship Him.

"...a sacrifice of praise to God..." – Hebrews 13:15

(Example: "Jesus, You are amazing and powerful. Thank You for loving me.")

6. REINFORCEMENT ACTIVITIES

Have students open their Student Workbooks to their *Key Terms*, copy definition(s).

ACTIVITY SHEET: PRAYER HAND

Directions:

1. Write out the following words to help students spell them correctly: Thanksgiving, Petition, Confession, Intercession, Praise
2. Hand each student a blank piece of paper and have them trace their hand in an exaggerated manner (so that the fingers are larger than normal. They will need space to write the words on the fingers.)
3. Have students copy the words, one per finger.
4. Have students decorate their Prayer Hand and encourage them to place it somewhere at home where they will see it continually as a reminder.

PRAYER JOURNAL

Directions:

1. Give each student a blank notebook, folded booklet or several pages stapled together.

2. Have students write the following verse on the front cover:

The effective prayer of a righteous man can accomplish much. – James 5:16b

3. Have students decorate the cover of their Prayer Journal with designs, stickers or drawings.

4. On the first page, have students copy the five types of prayers and short descriptions from the list below.

5. Encourage students to write a short prayer each day this week. Challenge them to practice using all five types of prayer throughout the week.

5 prayers:

1. Thanksgiving – Thanking God for His blessings.

2. Petition – Asking God for help.

3. Confession – Telling God our sins and asking forgiveness.

4. Intercession – Praying for others.

5. Praise – Telling God how great He is.

LESSON 6
JESUS, THE GOOD SHEPHERD (JOHN 9:1-10:18)

CORRESPONDS WITH ADULT LESSONS 18 & 19



OBJECTIVES

Students will...

- Understand that Jesus healed the blind man
- Explain spiritual blindness
- Understand that Jesus is the Good Shepherd
- Recognize that Jesus' sheep listen and follow
- Identify our choice to follow Jesus



KEY TERMS (WRITE OUT AHEAD OF CLASS FOR COPYING)

- Condemn – To say something is very bad, unfair or evil
- Parable – To lay beside/to compare (A simple story used to teach a spiritual lesson)



MAP WORK

This lesson does not have any map work.



MATERIALS

- Bible for each student
- OT and NT books of the Bible posters
- Timeline Overview/Events
- Bible Times Map
- Student Workbooks
- Items for obstacle course (Wed.)



NOTE TO TEACHER

There is no note to teacher for this lesson.

CLASS TIME

1. PRAYER

2. INTRODUCE BIBLE VERSE #2

> In Him was life, and the life was the Light of men. The Light shines in the darkness, and the darkness did not comprehend it.
> **– John 1:4-5**

Once the verse has been reviewed several times, have students say it together with their previous verse.

> In the beginning was the Word, and the Word was with God, and the Word was God. He was in the beginning with God. All things came into being through Him, and apart from Him nothing came into being that has come into being. In Him was life, and the life was the Light of men. The Light shines in the darkness, and the darkness did not comprehend it.
> **– John 1:1-5**

3. OPENING ACTIVITY: WHOSE VOICE?

1. Choose one student to come to the front, face away from the other students.
2. Have all students line up quietly without the "chosen" student seeing the order.
3. Quietly point to another student and have them say a simple word (like “hello” or “peace”).
4. The student with their eyes closed must listen carefully and guess whose voice it was.
5. Reveal the answer, then choose a new student to take a turn.
6. Continue playing until several students have had a chance to participate.

In our lesson today we will learn that there is one voice we should always recognize and follow.

4. LESSON

We have been learning about many signs (miracles) and teachings by Jesus that He gave so that people witnessing and hearing Him could believe that He is the Son of God.

Today we're going to read about another miracle and an important lesson about how Jesus wants people to see Him.

HEALING THE BLIND MAN

Read/have students read John 9:1-3; 6-7.

Jesus saw a man who had been blind since birth. His disciples wondered why the man was blind, but Jesus explained that this was an opportunity to show God's power. Then Jesus made mud, put it on the man's eyes and told him to go wash in a pool. The man obeyed, and when he washed, he could see for the very first time!

The man was not healed because of the mud or the water that washed it off. He was healed because of his faith and obedience to Jesus' words.

Based on what we've seen from previous lessons, how do you think the people and the religious leaders reacted to this miracle?

Answer: *Some believed. Some did not believe.*

SUMMARY JOHN 9:8-41

After Jesus healed the man, everyone was amazed and wondered how it happened. The man told them that Jesus healed him, but the Pharisees did not believe him and kept questioning him. Even though the man said Jesus must be from God, the leaders refused to listen and sent him away. Later, Jesus found the man, and he believed in Jesus and worshiped Him, while the leaders remained spiritually "blind" because they chose not to believe.

Jesus explained that people who believe are like those who can *see*, and those who refuse to believe are like those who are *blind*, even if their eyes work.

THE GOOD SHEPHERD

Jesus continued to condemn the spiritual leaders and then told a parable about a shepherd and his sheep.

What does it mean to condemn?

Answer: *To say something is very bad, unfair, or evil.*

What is a parable?

Answer: *The word means "to lay beside/to compare." Parables are simple stories used to teach spiritual lessons.*

Read/have students read John 10:1-5; 7-9; 11; 14-15.

The image of the shepherd and his sheep is the most used one to describe God and His people in the Bible. It appears over 500 times.

In Bible times, shepherds took care of sheep every day. They built sheepfolds, which were safe places for the sheep to stay at night. Sometimes these were stone walls in open fields, and sometimes they were caves with a wall built around the entrance. The opening was small, and the shepherd would even lie across the entrance to protect the sheep from danger.

Shepherds knew their sheep well. When it was time to leave, the shepherd would call, and his sheep would follow him because they recognized his voice. They would not follow a stranger—they only trusted their shepherd.



Jesus said, "I am the door," meaning He is the way to safety. Then He said, "I am the Good Shepherd."

A good shepherd doesn't run away when danger comes. He protects his sheep—even if it means risking his life. Jesus said He would do even more than that—He would give His life for His sheep.



He also said that His sheep know Him, and He knows them. They listen to His voice and follow Him. That means people who truly believe in Jesus will trust Him and follow His teaching.

Just like in the story of the blind man, people responded to Jesus in different ways.

The blind man believed and followed Jesus. Many others also believed when they saw His miracles and heard His teaching. But the Pharisees refused to believe. Even when Jesus clearly said who He was and showed them proof, they rejected Him and even tried to stop Him.

Jesus explained that the reason they didn't believe was because they were not really His sheep. His sheep listen to His voice—but they did not.



Jesus is our Good Shepherd. He knows us, cares for us, protects us and leads us. He even gave His life so we could be saved.

But we must decide—are we going to listen to His voice and follow Him?

SIGN/TEACHING AND REACTION



Let's now look at the three strands being braided together.

- Strand 1, Jesus is human and divine (God): Jesus showed His human side by telling stories to help His followers understand certain ideas. He demonstrated His divine nature by healing a blind man. (John 9:1-7)
- Strand 2, Belief: The man who was healed by Jesus believed and worshipped Him. (John 9:38)
- Strand 3, Disbelief: The Pharisees did not believe. (John 9:16)

5. STUDENT WORKBOOK

Have students open their Student Workbooks to their *Key Terms*, copy definition(s).

ACTIVITY SHEET: MAZE: FOLLOWING THE SHEPHERD'S VOICE

6. REINFORCEMENT ACTIVITIES

VENN DIAGRAM

Fully Man: Jesus related to the people of His time with parables (stories) they could understand. (John 10:1-18)

Fully God: He revealed to the blind man that He is the Son of God. (John 9:35-37)

GAME: SHEPHERD SAYS (SIMON SAYS)

Jesus said His sheep listen to His voice and follow Him. In this game, you will have to listen carefully for the right words before you act.

Directions:

1. Have all students stand in an open area.
2. Explain that this game is played like Simon Says, but instead of saying "Simon says," the leader will say "shepherd says."
3. Students should only do the action if the leader begins the command with "shepherd says."
4. If the leader gives a command without saying "shepherd says," students should stay still.
5. If a student moves at the wrong time or does the wrong action, they sit down until the next round.
6. Continue playing until one student is left, or play just for fun without eliminating anyone.

Example Commands

- "Shepherd says touch your head."
- "Shepherd says jump three times."
- "Turn around."
- "Shepherd says pretend to walk like a sheep."
- "Sit down."
- "Shepherd says point to the Bible."

LESSON 6

LISTENING TO THE SHEPHERD'S VOICE (JOHN 10:27)

CLASS TIME

1. PRAYER

2. BIBLE VERSE REVIEW

Have students fill out their *Bible Verse Fill-in-the-Blank* Worksheet.

3. OPENING ACTIVITY

Have students fill out their *Lesson 6 Review Sheet*. Go over answers and review Sunday's lesson.

4. FOLLOW-UP QUESTIONS

1. Why do you think Jesus used the picture of a shepherd and sheep to describe His relationship with His people?

2. What does it mean to follow Jesus like sheep follow a shepherd?

5. LESSON SPOTLIGHT

In our last lesson, we learned that Jesus is the Good Shepherd. He cares for His sheep, protects them, leads them, and even gave His life for them. But today, we are going to think about something just as important.

If Jesus is the Shepherd, then what are we?

Answer: We are His sheep.

PPT **And that means we have a job too. We listen to Him and follow Him.**

PPT **Sheep depend completely on their shepherd. They don't lead themselves or decide where to go. The shepherd walks behind them, calls out and directs the sheep.**

PPT **Interestingly, in middle eastern countries, shepherds lead differently. In places like Israel, where Jesus lived as a man, shepherds walk ahead of their sheep and the sheep follow their voice. Sheep know their shepherd's voice so well that if several flocks are together and a shepherd calls out, only his sheep will come to him. They will not follow a stranger's voice because they don't recognize it.**

Today, we don't hear Jesus speaking out loud, but we can still hear His voice.

How can we hear Jesus' voice?

Answer: Through what is written in the Bible.

Jesus said,

> My sheep hear My voice... and they follow Me.
> **– John 10:27**

That means we are not just supposed to hear His words–we are supposed to follow them.

Following Jesus means doing what He says, even when it is hard. It means telling the truth, being kind, obeying our parents, and choosing what is right instead of what is wrong. Sometimes it also means not doing what others are doing if it goes against what Jesus teaches. Just like sheep trust their shepherd to lead them to safety, we trust Jesus to lead us in the right way.

Jesus warned that sheep will not follow strangers. This helps us understand that there are other "voices" in our lives. Sometimes friends, tv shows, or even our own feelings can tell us to do things that are wrong.

So how do we know which voice to follow?

Answer: We compare everything to what Jesus says. If it matches His Word, we can trust it. If it goes against His teaching, then it is not His voice.

This connects to what we learned about faith. Faith means trusting what Jesus says is true. When we listen to His voice and choose to follow Him, we are showing faith. It's not just about hearing–it's about trusting and obeying.

Jesus is our Good Shepherd, and we are His sheep. His sheep listen to His voice and follow Him. Every day, we choose which voice we will listen to.

6. REINFORCEMENT ACTIVITES

GAME: FOLLOW THE SHEPHERD'S VOICE

Jesus said His sheep know His voice and follow Him. In this game, the sheep have to ignore the wrong voices and listen to the shepherd.

Supplies:

- Blindfold
- Chairs, cones, tape, or small objects for an obstacle course

Directions:

1. Set up a simple obstacle course in the room using chairs, cones or tape lines.
2. Choose one student to be the sheep and blindfold them.
3. Choose one student to be the shepherd. The shepherd's job is to guide the sheep safely through the course using only their voice.
4. Choose two or three other students to be stranger voices. They may call out wrong directions, distractions or silly instructions.
5. The sheep must listen carefully and follow only the shepherd's voice.
6. Switch roles and play again with new students.

Example Directions the Shepherd Can Give:

- "Take two steps forward."
- "Stop."
- "Turn to your right."
- "Take one small step."
- "Move slowly."

Example Distractions from Stranger Voices:

- "Go left!"
- "Turn around!"
- "Sit down!"
- "Walk faster!"
- "No, listen to me!"
- "You're going the wrong way!"

In real life, we listen to Jesus by learning His Word and obeying what He says. Many voices may try to pull us away, but Jesus is the Good Shepherd and His voice leads us the right way.

Follow-Up Questions:

1. **Was it hard to listen to the shepherd when other voices were distracting you?**
2. **What happened when the sheep listened to the wrong voice?**
3. **How do we listen to Jesus' voice today?**
4. **What are some "wrong voices" that might try to lead us away from Jesus?**

SUNDAY

LESSON 7
RAISING LAZARUS (JOHN 11:1-53)

CORRESPONDS WITH ADULT LESSON 20



OBJECTIVES

Students will...

- Identify the four different reactions to Lazarus' death
- Understand that Jesus has power over death
- Recognize that Jesus felt real sorrow and showed compassion
- Explain that raising Lazarus showed Jesus' divine power



KEY TERMS (WRITE OUT AHEAD OF CLASS FOR COPYING)

- Resignation – Accepting something you cannot change
- Lord (Wed.) – Master of everything



MAP WORK

- Bethany
- Judea



MATERIALS

- Bible for each student
- OT and NT books of the Bible posters
- Timeline Overview/Events
- Bible Times Map
- Student Workbooks
- Items for A Friend Loves at all Times



NOTE TO TEACHER

Pre-cut the tissue paper for Wednesday's craft.

CLASS TIME

1. PRAYER

2. BIBLE VERSE REVIEW

> In the beginning was the Word, and the Word was with God, and the Word was God. He was in the beginning with God. All things came into being through Him, and apart from Him nothing came into being that has come into being. In Him was life, and the life was the Light of men. The Light shines in the darkness, and the darkness did not comprehend it.
> **– John 1:1-5**

3. OPENING ACTIVITY: WHAT COULD YOU DO?

Give students a few short situations where something seems "too late" to fix. Read each one aloud and ask the class, "What could be done in this situation?"

Example situations (use these or create your own):

1. You forgot your homework, and class has already started.
2. Your team is losing badly with only one minute left in the game.
3. You dropped an ice cream cone on the ground.
4. You said something unkind and now your friend won't talk to you.
5. Your favorite toy broke, and you think it cannot be fixed.
6. You wanted to say goodbye to a friend, but they already left.

In today's lesson, we'll see how Martha felt like it was too late. But she learned that Jesus works all things out in His time.

4. LESSON

So far in John's gospel, we have seen Jesus teaching, performing miracles and talking with many different people. Each time, people had to decide how they felt about Him. Some believed, and some did not. Now we come to one of the most powerful moments in Jesus' ministry–the raising of Lazarus. This miracle would help people see clearly who Jesus really is and prepare His followers for what was coming next.

Read/have students read John 11:1-6.

Lazarus was very sick, and his sisters, Mary and Martha, sent word to Jesus asking for help. They knew Jesus loved them and had the power to heal. But instead of coming right away, Jesus waited. This may seem strange, but Jesus had a bigger purpose. He wanted to show God's power in a way that would help people believe.

FOUR REACTIONS

As we continue to read the story, we see four different reactions to Lazarus' death:

1. The Apostles – Fear → Courage → Faith

Read/have students read John 11:7-10.

When Jesus told His disciples they were going back to Judea, they were afraid. The leaders there wanted to harm Jesus, and they were worried about what might happen. But Jesus reminded them that walking with Him is like walking in the light—you don't need to be afraid.

At first, they were fearful, but then Thomas spoke up and said they should go with Jesus anyway. Their fear began to turn into courage, and soon they would see a miracle that would strengthen their faith.

2. Martha – Resignation → Faith

Read/have students read John 11:20-27.

When Jesus arrived, Lazarus had already been dead for four days. Martha came out to meet Him. She knew Jesus could have healed her brother before, but now she felt like it was too late. She believed that one day people would rise again, but it didn't feel possible to her right then.

Then Jesus helped Martha understand something—He wasn't just talking about life after death, He *is* the one who gives life! Standing right in front of her was the One who has power over death. Martha began to understand. She moved from a place of resignation to having a deeper faith in Jesus.

What does resignation mean?

Answer: Accepting something you cannot change.

3. Mary – Deep Sorrow

Read/have students read John 11:35.

Mary came to Jesus full of sadness. She fell at His feet and wept. When Jesus saw her crying, He didn't ignore her pain. Instead, He shared in it.

"Jesus wept."

This shows us that Jesus understands our feelings. He cares when we are hurting. This is one way we see that Jesus is fully human. He felt real sorrow and showed real compassion.

4. Jesus – Confidence and Power Over Death

Read/have students read John 11:38-44.

Even though Jesus felt sadness, He did not stop there. He had confidence and knew that God would hear His prayers.

TWO RESPONSES

With just His words, Jesus called Lazarus out of the tomb. This shows us that Jesus has power over death itself. This is something only God can do.

After this incredible miracle, people responded in two different ways.

Read/have students read John 11:45-48, 53.

Some people saw what Jesus did and believed in Him. But others still refused to believe and even went to tell the leaders, who began making plans to kill Jesus. This reminds us that even when people see the truth, they still must choose whether or not to believe it.

SIGN/TEACHING AND REACTION

Let's now look at the three strands being braided together.

- **Strand 1, Jesus is human and divine (God): We see Jesus' humanity in how He loved His friends, so much so that He wept with them. His divinity is proven by His ability to bring Lazarus back from the dead, something only God could do. (John 11:35, 43-44)**
- **Strand 2, Belief: John tells us that "Many of the Jews who came to Mary, and saw what He had done, believed in Him." (John 11:45)**
- **Strand 3, Disbelief: John also tells us that some of those who witnessed Jesus' miracle went and told the Pharisees, who did not believe and were looking for a way to get rid of Jesus. (John 11:46-48, 53)**

5. STUDENT WORKBOOK

Have students open their Student Workbooks to their *Key Terms*, copy definition(s).

Have students open their Student Workbooks to their *Bible Times Map.*

Bethany – Shade purple

Judea – Shade blue

TIMELINE

Jesus Raises Lazarus - His final public miracle

*Place below Jesus teaches how to resolve conflict

ACTIVITY SHEET: HOW DO I REACT?

6. REINFORCEMENT ACTIVITIES

VENN DIAGRAM

- **Fully Man: He loved His friends, felt sadness and wept. (John 11:35)**
- **Fully God: Jesus brought Lazarus back to life. (John 11:43-44)**

BOOKS OF THE BIBLE

We're halfway through the quarter. If you haven't done so yet, this is a great time to review the books of the Bible.

There are several versions of songs for the books of the Bible. A quick online search should help you find one if you are not already familiar with one.

Use the enclosed *Books of the Bible* cards to test the kids' knowledge:

1. Create two labels: Old Testament, New Testament.
2. Cut out the Books of the Bible cards.
3. Flip them upside down and have students take turns drawing one card at a time.
4. The students must then place them under the correct heading.
5. Keep going until all the cards have been drawn.

LESSON 7

A FRIEND OF JESUS (JOHN 12:1-6)

CORRESPONDS WITH ADULT LESSON 21

1. PRAYER

2. BIBLE VERSE REVIEW

Play a Bible Verse Memory Review Game.

3. OPENING ACTIVITY

Have students fill out their *Lesson 7 Review Sheet*. Go over answers and review Sunday's lesson.

4. FOLLOW-UP QUESTIONS

1. How did the apostles feel when Jesus said they were going back to Judea, and how did their response begin to change?

2. What does "Jesus wept" teach us about Jesus?

5. LESSON SPOTLIGHT

Jesus was a real man and had real friendships, just like you and I have friends.

Have you ever thought of Jesus as having friends? Sure, He was around people all the time. But being around someone doesn't automatically make them your friend. Friendship requires love, trust and respect. There were some individuals who were around Jesus and knew Him, but certainly wouldn't be called a "friend of Jesus."

In our last lesson, we saw Jesus raise Lazarus from the dead. This was His final public miracle, and it showed clearly that Jesus has power over death.

Today, we are going to look at two different reactions and learn what it really means to be a friend of Jesus.

MARY, A TRUE FRIEND

Read/have students read John 12:1-3.

After Lazarus was raised, Jesus came back to Bethany, where His friends Mary, Martha and Lazarus lived. They made a special supper for Him.

During their time together, Mary took very expensive perfume and poured it on Jesus' feet. Then she wiped His feet with her hair. This may seem unusual to us, but it showed something very important. Mary was showing love, honor and respect to Jesus. She wasn't worried about what others thought. She gave her best to Him.

Mary's actions showed that she believed Jesus was more than just a friend or teacher–she believed He was Lord, master of everything. She was humble, devoted, and focused completely on Him. This is what a true friend of Jesus looks like–someone who loves Him and gives their best to Him.

PPT

JUDAS, NOT A FRIEND

Read/have students read John 12:4-6.

Not everyone responded the same way. One of Jesus' own apostles, Judas Iscariot, reacted very differently.

Judas complained about what Mary did. He said the perfume should have been sold and the money given to the poor. That might sound like a good reason, but the Bible tells us the truth–Judas didn't really care about the poor. He cared about money.

Even though Judas was close to Jesus, saw His miracles, and heard His teaching, his heart was not right. Instead of honoring Jesus, he criticized Him.

This shows that you can appear to be close to Jesus on the outside, but not truly be His friend on the inside.

What could be an example of someone who looks close to Jesus on the outside but on the inside maybe is not?

Answer: *Will vary. Example: Someone who always carries a Bible around but is unkind to everyone.*

DIFFERENT REACTIONS

PPT

When we compare Mary and Judas, we see two completely different hearts:

- Mary was full of love, faith, humility and devotion.
- Judas was focused on money, selfish and hard-hearted.

Mary gave her best to Jesus. Judas complained and looked out for himself.

PPT

Being a friend of Jesus is not about just being around Him or knowing about Him. It is about what is in your heart. A true friend of Jesus:

- Loves Him
- Honors Him
- Trusts Him
- Gives their best to Him

A false friend may look close to Jesus but does not truly care about Him.

Jesus wants to be your friend.

6. REINFORCEMENT ACTIVITIES

Have students open their Student Workbooks to their *Key Terms*, copy definition(s).

CRAFT: FRIENDSHIP HEART

> A friend loves at all times.
> **– Proverbs 17:17**



Materials:

- Construction paper
- Assorted colors of tissue paper (pre-cut)
- Plastic sandwich bags
- Glue sticks
- Heart template (found in Student Workbook)

Directions:

1. Have students remove the heart template from their Student Workbook.
2. Give each student two pieces of construction paper. Have students trace their heart on them.
3. Cut the hearts out and then fold in half down the center of the hearts to cut out the inside portion of the heart.
4. Cut the sandwich bag open down both its sides, pull open and lay flat on table.
5. Have students add glue to one of the inside pieces of the sandwich bag.
6. Have students arrange pieces of tissue paper to fill the space.
7. Close the two sides of the sandwich bag together.
8. Add glue along the inside of one of the heart pieces.
9. Attach the sandwich bag and then glue and add the other heart piece on top.
10. Cut along the outside edge of the heart to remove excess sandwich bag.
11. Have student write the Bible verse (Proverbs 17:17) around the heart.

LESSON 8
THE LAST SUPPER (JOHN 13:1-30)

CORRESPONDS WITH ADULT LESSON 22

OBJECTIVES

Students will...

- Explain the Passover as a time to remember God freeing Israel from Egypt
- Recognize that Jesus showed humility and love by washing His apostles' feet
- Understand that Jesus knew He would be betrayed and was still in control
- Explain that Judas chose sin
- Recognize that knowing what is right is not enough; we must choose to follow Jesus

KEY TERMS (WRITE OUT AHEAD OF CLASS FOR COPYING)

- Commemorate – To honor and remember something
- Hospitality – Being friendly, warm and generous to guests, strangers or newcomers
- Betray – To break a promise or be disloyal to someone who trusts you
- Humility (Wed.) – Choosing to put others first

MAP WORK

This lesson does not have any map work.

MATERIALS

- Bible for each student
- OT and NT books of the Bible posters
- Timeline Overview/Events
- Bible Times Map
- Student Workbooks
- Items for Showing Hospitality

NOTE TO TEACHER

Think ahead of a simple service project for Wednesday night.

CLASS TIME

1. PRAYER

2. BIBLE VERSE REVIEW

> In the beginning was the Word, and the Word was with God, and the Word was God. He was in the beginning with God. All things came into being through Him, and apart from Him nothing came into being that has come into being. In Him was life, and the life was the Light of men. The Light shines in the darkness, and the darkness did not comprehend it.
> **– John 1:1-5**

3. OPENING ACTIVITY: PASSOVER

Directions:

1. Cut out the Element and Meaning cards from the next page.
2. Mix up the cards and give each student one card. Some students will have an *Element* card and some will have a *Meaning* card.
3. Have students walk around the room and find the person whose card matches theirs.
4. Once everyone has found a match, have each pair read their cards aloud.
5. Once all pairs have been read, if there are any incorrect, tell the students how many are wrong and have them try again.
6. Keep going until all the correct pairs are matched.

(Teachers may need to assist students who have never learned about the Passover.)

4. LESSON

PASSOVER

Each year the Jews celebrated the feast of the Passover that commemorated the freeing of the Israelites from Egyptian slavery. According to the Law, the Passover lasted seven days and the meal was prepared and eaten on the evening prior to the Passover Day. This would be Thursday evening.

What does it mean to 'commemorate'?

Answer: To honor and remember something

Briefly discuss the Passover with students, making sure they understand the significance of the meal and its elements. Explain how Jesus gave the meal a new meaning by connecting it to His death on the cross, with the bread representing His body and the cup representing His blood.

*See Matthew 26:26-29

PASSOVER ELEMENTS

Answers:

- Lamb Reminded them of the sacrifice that protected them from death
- Unleavened bread Reminded them that they left Egypt quickly
- Bitter Herbs Reminded them of the difficulty of slavery in Egypt
- Blood on doorposts Showed that God would pass over that house
- The meal eaten in a hurry Reminded them they had to be ready to leave when God delivered them

ELEMENT CARDS



LAMB



UNLEAVENED BREAD



BITTER HERBS



BLOOD ON DOORPOST



EATING IN A HURRY

MEANING CARDS

Showed that God would pass over that house

Reminded them they had to be ready to leave when God delivered them

Reminded them of the difficulty of slavery in Egypt

Reminded them that they left Egypt quickly

Reminded them of the sacrifice that protected them from death

Read/have students read John 13:1-5.

Jesus ate this meal with His apostles. He knew He would soon die and return to the Father (God). He also knew that one of His own apostles would betray Him.

Knowing all of these things, it would have been difficult for a regular man to still focus on the needs of others. But Jesus was not a regular man, He is God. And despite knowing all these terrible things were going to happen to Him, He still chose to show love to others around Him.

Read/have students read John 13:6-11, 18.

In those days, people walked on dusty roads, and washing feet was a normal act of hospitality. It was also considered the lowest job, something a servant would do. Each of the apostles had come in with dirty feet, but no one was willing to lower themselves to serve the others.

What is 'hospitality'?

Answer: Being friendly, warm and generous to guests, strangers or newcomers

During the meal, Jesus quietly stood up, wrapped a towel around Himself, and began washing their feet.

At first, Peter objected but then told Jesus to wash all of him if that's what it would take to be with Him. Jesus helped Peter understand that his heart was already clean because of his faith in Him. But Jesus also quoted an Old Testament prophecy to reveal that there was one among them that did not have a clean heart.

Jesus predicted that He would be betrayed and quoted Psalms 41:9.

> Even my close friend in whom I trusted,
> Who ate my bread,
> Has lifted up his heel against me.
> **– Psalms 41:9**

What does it mean to betray someone?

Answer: To break a promise or be disloyal to someone who trusts you

Jesus had already told His apostles that one of them would betray Him, and He made it clear this wasn't something random or unexpected. This had been talked about in Scripture long before. By saying it ahead of time, Jesus was showing them that He knew exactly what was going to happen—and that everything was still under His control. It was another way of showing that He wasn't just a teacher... He is God.

Read/have students read John 13:24-27.

As the meal went on, the apostles started looking around at each other, completely confused, trying to figure out who He meant. Peter motioned to John to ask Jesus, and when John did, Jesus quietly pointed it out by giving a piece of bread to Judas. Even then, the others didn't catch what was happening. Judas took the bread, got up and walked out into the night.

When the Bible says "Satan entered him," it doesn't mean Judas had no choice or wasn't responsible. It means Judas finally gave in to the wrong choice he had been thinking about. Instead of listening to Jesus, he chose sin. At that point, he had turned away from what was right and let evil guide his actions.

PPT

FREE WILL

God has given each of us free will, which means we get to choose what we will do. He doesn't force us to follow Him, but He does give us everything we need to make the right choice. He gives us His Word, the Bible, to teach us what is true. He gives us examples, like Jesus, to show us how to live. He even gives us people around us – teachers, parents, and other Christians – to help guide us. But in the end, the choice is still ours.

Judas had all the right information. He walked with Jesus, heard His teaching, and saw His miracles, but he still chose the wrong path. That reminds us that knowing the truth isn't enough – we have to choose to follow it.

SIGN/TEACHING AND REACTION

PPT

Let's now look at the three strands being braided together.

- **Strand 1, Jesus is human and divine (God): We see Jesus' humanity in His actions of eating and sharing in the Passover meal with His disciples. The Passover meal was a custom that all Jews observed during this time period and Jesus was a Jew. His divine nature is demonstrated by His prediction of Judas' betrayal. (John 13)**
- **Strand 2, Belief: Peter showed his faith by asking Jesus to wash all of him, in order that he may be considered clean. (John 13:8-10)**
- **Strand 3, Disbelief: Judas demonstrated his disbelief by betraying Jesus. (John 13:21-30)**

5. STUDENT WORKBOOK

PPT

Have students open their Student Workbooks to their *Key Terms*, copy definition(s).

ACTIVITY SHEET: PASSOVER TO COMMUNION CROSSWORD

TIMELINE

Jesus teaches about serving: washes Apostles' feet

* Below *Jesus' Final Passover Meal*

6. REINFORCEMENT ACTIVITIES

VENN DIAGRAM

Fully Man: He washed His apostles' feet. John 13:5

Fully God: He predicted Judas' betrayal. John 13:19

ACTIVITY: SHOWING HOSPITALITY

Supplies Needed:

- A bowl, towel
- A small amount of water
- Optional: baby wipes instead of water
- Optional: a doll

Directions:

1. Remind students that in Bible times, people walked on dusty roads wearing sandals, so their feet became very dirty.
2. Explain that washing someone's feet was usually the job of a servant.
3. Tell the students that Jesus, even though He is Lord and Teacher, chose to serve His disciples by washing their feet.
4. Choose one of the following options for the activity:

Option 1: Teacher Demonstration

- Choose one student volunteer.
- Have the student sit in a chair.
- The teacher washes (or pretends to wash) or wipe the student's feet.
- Use a towel to dry their feet.
- Explain that Jesus humbled Himself and served His disciples.

Option 2: Students Serve Each Other

- Pair students together.
- One student sits while the other washes (or pretends to wash) or wipe the student's feet.
- Then have the students switch roles.
- Remind students to be gentle, respectful and serious during the activity.
- Explain that Jesus was teaching His followers to serve one another with love.

Option 3: Pretend with a Doll

- Use a doll as the “disciple.”
- Have the teacher or students pretend to wash the doll’s feet.
- This option works well if students are shy, uncomfortable or if you do not want students touching each other’s feet.

LESSON 8

THE HEART OF A SERVANT (JOHN 13:1-17)

1. PRAYER

2. BIBLE VERSE REVIEW

Play a Bible Verse Memory Review Game.

3. OPENING ACTIVITY

Have students fill out their *Lesson 8 Review Sheet*. Go over answers and review Sunday's lesson.

4. FOLLOW-UP QUESTIONS

1. Why do you think God wanted the Israelites to remember the Passover every year?

2. What does the Lord's Supper help Christians remember today?

5. LESSON SPOTLIGHT

On Sunday we read about Jesus and His apostles gathering to share in the Passover meal. When the disciples came into the room, their feet were dirty from walking, and everything they needed to wash them was sitting right there—the water, the bowl and the towel. But no one stepped forward to do it.

Why do you think no one stepped forward to do it?

Answer: Washing feet was considered the lowest job, something a servant would do, and no one wanted to be seen as the least important—they had been arguing about who among them was the greatest.

Jesus quietly stood up. He didn't make a speech or call attention to Himself—He just began to serve. He knelt down and started washing their feet one by one, even washing the feet of Judas, the one He knew would betray Him.

What was Jesus showing through His actions?

Answer: Will vary. Humility.

This is what humility looks like: choosing to put others first, even when you don't have to. Jesus had every reason not to do this—He was their Teacher, their Lord and the Son of God. If anyone deserved to be served, it was Him. But instead, He chose to serve others.

When He finished, Jesus asked them if they understood what He had done. Then He explained that if He, their Lord and Teacher, had served them, they should serve one another in the same way. He reminded them that a servant is not greater than his master. In other words, if Jesus was willing to serve, then we should be willing to serve too.

Here are two important lessons we can learn from this story:

BEING A SERVANT

1. A servant is not above his master.

If we choose to follow Jesus, we cannot follow only the parts we like. We must follow His example in every way. Jesus was willing to do the humble job of washing His disciples' feet before the meal. That teaches us that we must also be humble and willing to serve others. If we refuse to have a humble heart, then we are not really ready to follow Jesus.

2. A servant should examine himself/herself.

Judas had a heart filled with unbelief and greed. If he had stopped and honestly looked at his heart, he might have turned away from sin before Satan took control.

We should make sure our hearts are right with Jesus. Judas looked important because he sat close to Jesus, but Jesus knew what was really in his heart. And Jesus knows what is really in our hearts, too.

6. REINFORCEMENT ACTIVITIES

Have students open their Student Workbooks to their *Key Terms*, copy definition(s).

ACTIVITY: CHURCH SERVICE PROJECT: HELPING HANDS IN THE CHURCH

Ideas: Picking up trash around the building, straightening songbooks or Bibles, wiping tables, organizing classroom supplies, placing welcome cards or pencils in pews, etc.

Directions:

Begin by reminding the students that Jesus taught His followers to serve others with humility and love. Explain that serving does not always have to be something big. Sometimes we serve by doing small things that help others and show love for the church family.

Tell the class that today they will complete a simple service project at the church building. Before starting, remind students that they are serving the Lord, so they should work with a cheerful attitude and without complaining.

After the work is finished, bring the class back together. Ask students what job they did and how it helped someone else. When we serve others, even in small ways, we are learning to follow Jesus' example.

Close with a short prayer thanking God for the church family and asking Him to help the students look for ways to serve others every day.

LESSON 9
PREPARING HIS APOSTLES (JOHN 13:31-14:31)

CORRESPONDS WITH ADULT LESSON 23



OBJECTIVES

Students will...

- Understand Jesus' command to love one another
- Recognize that love shows we belong to Jesus
- Explain that Jesus gives peace in hard times
- Understand that loving Jesus means obeying Him
- Recognize that the Holy Spirit would help the apostles
- Know that Jesus obeyed the Father in love



KEY TERMS (WRITE OUT AHEAD OF CLASS FOR COPYING)

- Obedience (Wed.) – Doing what we're told to do
- Persevere (Wed.) – Not giving up, even when things are hard, frustrating or take a long time



MAP WORK

This lesson does not have any map work.



MATERIALS

- Bible for each student
- OT and NT books of the Bible posters
- Timeline Overview/Events
- Bible Times Map
- Student Workbooks
- Coloring pencils



NOTE TO TEACHER

Place *HEAVEN* sign on a wall in the classroom.

Prepare two sets of direction cards: incorrect and correct.

The plant and shriveled leaf will be used for a demonstration on Wednesday.

CLASS TIME

1. PRAYER

2. BIBLE VERSE REVIEW

This is the last week for this verse alone. Next week students will add to it.

> In the beginning was the Word, and the Word was with God, and the Word was God. He was in the beginning with God. All things came into being through Him, and apart from Him nothing came into being that has come into being. In Him was life, and the life was the Light of men. The Light shines in the darkness, and the darkness did not comprehend it.
> **– John 1:1-5**

3. OPENING ACTIVITY: WHICH WAY?

Directions:

1. Place a sign in the classroom that says *HEAVEN*.

2. Make several direction cards. One set with wrong and confusing directions, and one should give the correct directions to the sign. (e.g. Take two steps sideways. Walk in a circle three times. Take three steps forward.)

How to Play:

- Line students up on the opposite side of the classroom from the sign.
- Go through the *wrong* directions. (Students should not end up anywhere near the sign.)
- Line students back up at the starting point.
- Finally, give the *correct* directions. Students should all end up at *HEAVEN*.

Ask:

1. **Why did the right directions matter?**
2. **What would happen if you only followed wrong directions?**

Explain that in today's lesson, Thomas asked Jesus how they could know the way. Jesus answered, "I am the way, and the truth, and the life." Jesus was teaching that He is the only true way to the Father and to heaven.

4. LESSON

In our last lesson we looked at the Passover and saw Jesus teaching His apostles how to have servant hearts. We also saw Jesus predict Judas' betrayal.

The next few lessons will cover the hours before the beginning of Jesus' trial and death. He will spend them with His apostles, answering their questions and trying to prepare their hearts for what they will go through.

Read/have students read John 13:31-35.

After Judas left, Jesus told His disciples that what was about to happen would bring glory to both Him and God, even though it would be hard to understand at the time.

What did He mean by 'bring glory'?

Answer: Jesus was saying that what was going to take place on the cross and the resurrection would allow everyone to see how amazing, powerful, and beautiful God and Jesus are.

He reminded them that He would only be with them a little longer and that they could not follow Him where He was going. Then He gave them a new commandment: they were to love one another the same way He had loved them.

The command to love others was not new, but Jesus gave His followers a new example to follow. They were to love one another because they believed in Him. They were to love each other the way Jesus loved them. When other people saw their love, it would help show that they truly belonged to Jesus.

Let's look at four conversations Jesus had with Peter, Thomas, Philip and Judas (Thaddeus), not Judas Iscariot, the betrayer, he left.

PETER

Read/have students read John 13:36-38.

Peter, still trying to understand, asked where Jesus was going and insisted that he would follow Him anywhere—even if it meant dying. Peter meant what he said, but Jesus knew something Peter didn't yet understand about himself. He told Peter that before the night was over, he would deny Him three times. Peter probably couldn't believe that he would ever do this, but God knows our hearts better than we do.

THOMAS

Read/have students read John 14:1-6.

The evening had become very heavy and sad. Judas had left, Peter had just been told he would deny Jesus, and now Jesus was talking about going away. The disciples were feeling confused and upset. Seeing this, Jesus began to comfort them. He told them not to be troubled or discouraged and reminded them that He was preparing something good for them in heaven.

Again, though, we see the apostles not understand what Jesus is trying to tell them. Thomas asked, "If we do not know where you are going, how can we know the way to get there?"

How did Jesus answer Thomas?

Answer: "I am the way, and the truth, and the life..." – John 14:6

Jesus is saying, He is the way to heaven, He is what heaven is all about, and He is the One who gives us true life. In this conversation, Jesus is helping His disciples trust Him and believe what He is teaching.

PHILIP

Read to students John 14:7-10.

Philip then asked Jesus to show them the Father (God), thinking that would be enough to fully believe. But Jesus explained that they had already seen the Father—because they had seen Him. Everything Jesus said and did showed them exactly what God is like.

Jesus promised that when He left, they would not be alone. He told them that God would send the Holy Spirit to be with them and in them. The Spirit would help them remember everything Jesus had taught and guide them in truth. This would give them a deep peace that comes from knowing God and trusting His promises.

What does it mean to have 'peace'? Does it mean you have no worries or problems in your life?

Answer: No. The peace Jesus promises isn't about living without problems. It's a confidence that comes from trusting God, even when we do have problems.

By the end of this conversation, Jesus reminded them again that everything was happening just as He had said it would. Because of His love, He was choosing to obey the Father, even though it meant suffering.

In all of this, Jesus was showing them—and us—that love is shown through obedience, trust, and staying faithful even when things are hard.

JUDAS (NOT THE TRAITOR)

Read/have students read John 14:22-24.

Judas, not Judas Iscariot who betrayed Jesus, asked another question. He wondered, "If we are supposed to help others believe in You, why are You only showing Yourself to us? Why not show Yourself to everyone?" Judas thought maybe Jesus' plan had changed.

Jesus told Judas that nothing had changed. People can know God by believing in Jesus.

If someone truly loves Jesus, they will listen to Him and obey His words. God the Father and Jesus will be with that person, care for that person and help that person belong to Them.

Jesus also wanted Judas and the other apostles to feel comforted. The help and peace they wanted from God was already there, because Jesus was standing right in front of them.

He closes out this set of conversations with His apostles by telling them again that even though He would be leaving, they wouldn't be alone. God would send the Holy Spirit to help them remember everything Jesus taught and to understand it better.

This would give them real peace—not the kind the world gives, but a calm and comfort that comes from knowing the truth. They didn't need to be afraid or worried.

Why would the Holy Spirit coming to help the apostles remember and understand all things Jesus taught be so important?

Answer: So the Apostles could know the right things to teach to others, to write down and to establish the church.

Jesus reminded them again that He was going away and then coming back. He said that when everything He predicted actually happened, it would help them believe even more.

Even though hard things were coming, Jesus would obey God and go through it all because He loved the Father and He loves us.

SIGN/TEACHING AND REACTION

Let's now look at the three strands being braided together.

- **Strand 1, Jesus is human and divine (God): As a human He had sympathy for His apostles. He knew their hearts were troubled. Jesus showed His divine nature by sharing knowledge about the future that only God could know. He told His apostles that God would send the Holy Spirit once He was gone. He also told them that He was going to prepare a place for them (heaven). (John 14)**
- **Strand 2, Belief: All of the apostles had faith and believed. They just didn't fully understand everything Jesus was trying to teach them. (John 13 & 14)**
- **Strand 3, Disbelief: Peter didn't stop believing in Jesus, but we do find out that his faith became shaky, to the point of denying any connection with Jesus when he became afraid. (John 13:36-38)**

5. STUDENT WORKBOOK

ACTIVITY SHEET: LOVE LIKE JESUS

Have students write or draw pictures of things they do that may be difficult or unpleasant but because of their love for Jesus they obey and do hard things.

6. REINFORCEMENT ACTIVITIES

VENN DIAGRAM

Fully Man: He had sympathy for His apostles. John 14:1

Fully God: He revealed things only God could know (Holy Spirit, Heaven). John 14:2; 26-27

LESSON 9

STAY CONNECTED TO JESUS (JOHN 15:1-27)

CORRESPONDS WITH ADULT LESSON 24

CLASS TIME

1. PRAYER

2. BIBLE VERSE REVIEW

Play a Bible Verse Memory Review Game.

3. OPENING ACTIVITY

Have students fill out their *Lesson 9 Review Sheet*. Go over answers and review Sunday's lesson.

4. FOLLOW-UP QUESTIONS

1. Why did Jesus tell His disciples not to let their hearts be troubled?

2. How do we show Jesus that we love Him?

5. LESSON SPOTLIGHT

In our last lesson we looked at conversations Jesus had with His apostles, trying to help them get ready for what was to come—His death.

Now Jesus begins to teach His followers how they should live: bear fruit, love each other and persevere in ministry.

BEAR FRUIT

If you previously did the plant demonstration: Discuss with students how the leaf that was cut off has withered because it was removed from its source of life.

If you did not do the plant demonstration, Ask: **Have you ever seen a branch that fell off a tree? After a while, it dries up and dies because it's no longer connected to its source of life.**

Jesus used this example to teach that if we want to grow and live the way God wants us to, we must stay connected to Him.

SUMMARY JOHN 15:1-17

Jesus said, "I am the vine, and you are the branches."

He was helping His disciples understand that just like branches need to stay connected to a vine to live and grow, we need to stay connected to Jesus to live and grow spiritually.

Jesus explained that when we believe in Him and obey His words, we are like healthy branches. When we stay close to Him, our lives begin to show good things–like love, kindness, patience, and self-control. These are called "fruit."

But Jesus also gave a warning. If a branch is not connected to the vine, it cannot grow or produce fruit. In the same way, if we stop listening to Jesus and stop obeying Him, we won't grow the way God wants us to.

How do we stay connected to Jesus?

Answer: By loving Him.

Does Jesus tell us how to love Him?

Answer: Yes. He said, "If you love Me, you will keep My commandments." –John 15:10

That means real love for Jesus shows up in our actions. We don't just say we love Him–we listen to Him and do what He says.

LOVE ONE ANOTHER

Read/have students read John 15:12-13.

Jesus didn't just tell them to love–He showed them what love looks like. He helped people, forgave people and cared for others. Then He explained that the greatest kind of love is being willing to give your life for someone else. That's how much Jesus loves us. He gave His life for us.

We may not be asked to give our lives, but Jesus wants us to have that same kind of heart–a heart that puts others first.

Thinking about others' needs helps us to be a good friend. What makes someone a friend of Jesus?

Answer: Jesus said, "You are My friends if you do what I command you."

Jesus has now spoken twice about obedience. He says it's the way to show Him we love Him and that we are His friend.

What is 'obedience'?

Answer: Doing what we're told to do

PERSEVERE IN MINISTRY

Read/have students read John 15:18-19.

Jesus wanted His disciples to be ready for what would happen after He left. They would have an important job—to tell others about Him—but it wouldn't always be easy.

Jesus told them that some people would not like them or listen to them. In fact, some people might even be unkind to them, just like they were to Jesus.

He explained that this wouldn't be because the disciples were doing something wrong. It would happen because many people do not know God or want to follow Him.

When people reject Jesus, they are also rejecting God. Because Jesus is God's Son.

Even though this sounded scary, Jesus didn't want them to give up. He wanted them to be strong and keep going. He wanted them to persevere.

What does it mean to 'persevere'?

Answer: Not giving up, even when things are hard, frustrating, or take a long time

Read/have students read John 15:26-27.

Then, just like He did before, Jesus made a promise. He said God would send the Holy Spirit to help them. The Holy Spirit would guide them, remind them of the truth, and give them courage to keep teaching others about Jesus.

So even when things were hard, they were not alone.

6. REINFORCEMENT ACTIVITIES

Have students open their Student Workbooks to their *Key Terms*, copy definition(s).

ACTIVITY SHEET: THE FRUIT OF THE SPIRIT

Jesus said that if we stay connected to Him, we will bear much fruit.

What fruit is He talking about?

Answer: The fruit of the Spirit: Love, joy, peace, patience, kindness, goodness, faithfulness, gentleness, and self-control. Galatians 5:22-23

Directions:

1. Write out the fruit of the Spirit for the students to copy.
2. Have students copy each of the words on their activity sheet, one per grape.

ACTIVITY: STAY CONNECTED

Tell the students that in the same way that we are supposed to stay connected to Jesus, they're going to play a game where they all have to hold hands and stay connected while completing different tasks.

Directions:

1. Have students line up and hold hands.
2. Give simple commands for the students to execute.
3. If any two students let go, they are both out. The students next to them then connect hands.
4. Keep going until there are only two students left or you are ready to be finished.

Actions (Use these or create your own):

- Walk in a circle together.
- Sit down and stand back up.
- Step over a piece of tape or rope on the floor.
- Move from one side of the room to the other.
- Pick up an object from the floor.
- Pass a ball around the circle.
- Turn the whole group around without letting go.
- Make a straight line.
- Make a circle, square, triangle shape
- Walk around a chair or cone.
- Step backward together five steps.
- Raise their joined hands up and down.
- Move through a simple obstacle course.
- Balance on one foot for five seconds.
- Hop in place.
- Spell a word by shaping the group into letters.
- Write out a sentence on the board.
- Pick up several scattered items and place them in a basket.
- Move a balloon across the room without using hands, since their hands are already joined.
- Kneel down together and stand back up.

LESSON 10
PROMISES (JOHN 16:1-33)

CORRESPONDS WITH ADULT LESSON 25



OBJECTIVES

Students will...

- Understand that Jesus warned His apostles about hard times
- Know that Jesus can turn sadness into joy
- Explain why we pray in Jesus' name
- Identify how Jesus' promises encourage us today



KEY TERMS (WRITE OUT AHEAD OF CLASS FOR COPYING)

- Tribulation – Great trouble, hardship or severe suffering
- Glorify (Wed.) – To honor and show how great someone is
- Sanctify (Wed.) – To be set apart for God's special purpose



MAP WORK

This lesson does not have any map work.



MATERIALS

- Bible for each student
- OT and NT books of the Bible posters
- Timeline Overview/Events
- Bible Times Map
- Student Workbooks



NOTE TO TEACHER

There is no note to teacher for this lesson.

CLASS TIME

1. PRAYER

2. INTRODUCE BIBLE VERSE #3

> And the Word became flesh, and dwelt among us, and we saw His glory, glory as of the only begotten from the Father, full of grace and truth.
> **– John 1:14**

Once the verse has been reviewed several times, have students say it together with their previous verse.

> In the beginning was the Word, and the Word was with God, and the Word was God. He was in the beginning with God. All things came into being through Him, and apart from Him nothing came into being that has come into being. In Him was life, and the life was the Light of men. The Light shines in the darkness, and the darkness did not comprehend it.
>
> And the Word became flesh, and dwelt among us, and we saw His glory, glory as of the only begotten from the Father, full of grace and truth.
> **– John 1:1-5; 14**

3. OPENING ACTIVITY: LAUGHTER IS THE BEST MEDICINE

Jesus told His followers that they would go through difficult times. But He also promised that one day, their sadness would be turned to joy.

Have you ever felt sad and then you hear a funny joke and it just changes your mood?

I'm going to read you some jokes and we'll see if I can make you laugh. (Following page)

4. LESSON

We've been looking at the last moments of Jesus' life leading up to His trial and death. We've seen Jesus wash His apostles' feet, call out those who were going to betray Him and have some deep conversations with His apostles in the hopes of preparing them for what was to come.

Today, we're going to learn about a warning Jesus gave His apostles as well as four promises.

BIBLE JOKES

Why couldn't Jonah trust the ocean?

- Because he knew there was something fishy going on!

Who was the greatest babysitter in the Bible?

- David – he rocked Goliath to sleep!

What did Adam say on the day before Christmas?

- "It's Christmas, Eve!"

Why did the sponge go to church?

- It was hole-y.

What animal could Noah not trust?

- The cheetah!

Who was the smartest man in the Bible?

- Abraham–he knew a Lot!

How long did Cain dislike his brother?

- As long as he was Abel.

Knock knock. Who's there? **Luke.**
Luke who? **Luke through your Bible and find the answer!**

Knock knock. Who's there? **Noah.**
Noah who? **Noah good Bible joke?**

PPT

WARNING

Read/have students read John 16:1-4.

Jesus warned His apostles again that some people would reject them and treat them badly. Some would even think they were doing the right thing by hurting them. But Jesus explained that this would happen because those people did not truly know God.

Jesus wanted His disciples to understand that when people rejected them and their message about Him, they were also rejecting God. The problem wasn't the apostles—it was that people were choosing not to believe.

Do you think this warning still applies today? Are people treated badly for their faith in Jesus?

Answer: Will vary. Yes. It may be worse depending on where in the world a person lives.

Discuss with students some ways Christians may be treated badly for following Jesus, from being teased by friends to more serious persecution in other places. Use your judgment in deciding how much detail is appropriate for your class.

PROMISES

> But I tell you the truth, it is to your advantage that I go away; for if I do not go away, the Helper will not come to you; but if I go, I will send Him to you.
> **– John 16:7**

PPT

Promise #1 – The Holy Spirit Will Help You

Jesus promised that after He left, God would send the Holy Spirit. Even though Jesus would not be with them in person, they would not be alone.

Jesus made this promise before. What did He say the Holy Spirit would help them with?

Answer: The Holy Spirit would help to comfort the Apostles, help them remember what Jesus taught and help the Apostles stay close to Jesus and God the Father, even when Jesus wasn't there with them in person. Jesus explained that the Holy Spirit would come and work through His followers to help the world understand what is right and wrong. Jesus promised that everything the Spirit would teach comes from Him and God.

PPT

Promise #2 – Sadness Will Turn Into Joy

Read/have students read John 16:20.

Jesus told them that soon they would feel very sad—but that sadness would not last.

He explained that sometimes something difficult happens first, but later it turns into something joyful.

That's what would happen when Jesus died and then came back to life. Their sadness would turn into a joy that could never be taken away.

Promise #3 – God Will Hear Your Prayers

Read/have students read John 16:23-24.

Jesus told His disciples that they would be able to pray to God in His name, and God would hear them.

This would help them as they continued their work of telling others about Jesus.

How do we often end a prayer?

Answer: 'In Jesus' name'. Just like the early disciples were told to pray in Jesus' name, we do the same today as disciples of Jesus.

Promise #4 – Your Faith Will be Shaken

Read/have students read John 16:31-33.

The Apostles had just confessed their faith in Jesus but He prophesied about a time during His trial and death when their faith would not be so strong and they would leave Him.

Jesus knew His disciples would feel afraid and even fail at times. But He still encouraged them.

He said, "In the world you will have tribulation—but take courage, I have overcome the world."

That means no matter how hard things get, Jesus has already won the victory over sin and death.

What is 'tribulation'?

Answer: Great trouble, hardship or severe suffering

Do these same promises still apply to us today? Does the Holy Spirit still help us? Can situations in our life that are sad be turned to joy when we trust God with our problems? Does God still hear our prayers? Can our faith be shaken?

Answer: Yes. Discuss with students some examples of these promises being fulfilled in their lives.

SIGN/TEACHING AND REACTION

Let's now look at the three strands being braided together.

Strand 1, Jesus is human and divine (God): If your friends were about to face something hard, you would want to help them because you care. Jesus showed His human side by warning them and making them promises in order to help them. (John 16)

His divine side is seen when He quotes Zechariah in order to make a prophecy about His apostles abandoning Him.

> Behold, an hour is coming, and has *already* come, for you to be scattered, each to his own *home*, and to leave Me alone; and *yet* I am not alone, because the Father is with Me.
> **– John 16:32**

> Strike the Shepherd that the sheep may be scattered;
> **– Zechariah 13:7**

Strand 2, Belief: Through His warning and promises, Jesus shows that in the future His apostles will not only continue to believe but will work to spread the gospel to others. (John 16)

Strand 3, Disbelief: His apostles don't stop believing in Him, but due to their weak faith, some will abandon Him when He is arrested, tried and crucified. (John 16:32)

5. STUDENT WORKBOOK

Have students open their Student Workbooks to their *Key Terms*, copy definition(s).

COLORING SHEET: SADNESS TO JOY

ACTIVITY SHEET: THIS WILL NEVER CHANGE

Work as a class to solve the sentence.

Directions:

1. Write the blank spaces on the board for the missing word.
2. Assign students different numbers to solve.
3. Have students fill in their own sheet.
4. Then, have students come to the board to fill in letters as they find their answers.

REMEMBER : Students add the **circled** letter.

6. REINFORCEMENT ACTIVITIES

VENN DIAGRAM

Fully Man: He warned and comforted His friends before they faced something hard. (John 16:1-33)

Fully God: Jesus showed He knew the future when He said His apostles would scatter, just like Zechariah 13:7 had prophesied.

LESSON 10

JESUS' HIGH PRIESTLY PRAYER (JOHN 17:1-21)

CORRESPONDS WITH ADULT LESSON 26

CLASS TIME

1. PRAYER

2. BIBLE VERSE REVIEW

Have students fill out their *Bible Verse Fill-in-the-Blank* Worksheet.

3. OPENING ACTIVITY

Have students fill out their *Lesson 10 Review Sheet*. Go over answers and review Sunday's lesson.

4. FOLLOW-UP QUESTIONS

1. Why did Jesus warn His apostles that some people would reject and mistreat them?

2. What did Jesus mean when He said, "Take courage; I have overcome the world"?

5. LESSON SPOTLIGHT

PPT

Have you ever had someone pray for you? Maybe a parent, teacher or friend? It feels special to know someone is thinking about you and asking God to help you. In today's lesson, we will see Jesus pray for Himself, His followers... and even for us!

After Jesus finished teaching His apostles and encouraging them, He prayed. This prayer is often called the "High Priestly Prayer." In His prayer, Jesus prayed for three groups: Himself, His apostles and all future believers.

Why would this prayer be called the "High Priestly Prayer"?

Answer: In the Old Testament, priests would pray and offer sacrifices to God for the people, but Jesus did this by offering Himself for us. He took on the sins of the people and offered Himself as the sacrifice while also praying for them. He is our High Priest.

Read/have students read John 17:1.

First, Jesus prayed for Himself. He asked the Father to help Him finish His mission. He knew He was about to die on the cross, rise again and return to heaven. Jesus said that this would bring glory to both Him and the Father because it would show God's power, love and plan to save people. Further on, He also explained that eternal life means knowing God and knowing Jesus, not just living forever.

Read/have students read John 17:6&9.

Next, Jesus prayed for His apostles. He talked about how they believed in Him and followed God's Word. He loved them deeply and asked God to protect them. Jesus knew they would stay in the world, where people might hate them, but He asked God to keep them safe from evil. He also prayed that they would stay united—just like He and the Father are One.

Jesus asked God to "sanctify" them, which means to set them apart for a special purpose. They were going to teach others about Jesus, so they needed to be guided by God's truth. Jesus promised that the Holy Spirit would help them understand and remember everything they needed.

Read/have students read John 17:20-21.

Finally, Jesus prayed for all future believers. That means everyone who would believe in Him because of the apostles' teaching—including us today! Jesus prayed that we would be united and love one another. When Christians are united, it helps others believe in Jesus.

Jesus also said that one day, all believers will be with Him in heaven and see His glory. Until then, His love is with us, helping us stay close to Him and to each other.

6. REINFORCEMENT ACTIVITIES

Have students open their Student Workbooks to their *Key Terms*, copy definition(s).

ACTIVITY SHEET: PRAYERS

During Jesus' High Priestly Prayer we see him pray specifically for three different groups. First, He prayed for Himself, next He prayed for His friends—the Apostles, and finally, He prayed for future believers.

On our activity sheet, we're going to do the same thing. We're going to write out three different prayers. First, for ourselves, next, for our family and friends, and finally, for those in the world who are not yet believers.

If comfortable, have students share their prayers with the class.

ACTIVITY: CHAIN PRAYER

Have students sit in a circle and hold hands. Students will go around the circle to say a prayer but can only say one word at a time.

LESSON 11
JESUS' ARREST AND TRIAL (JOHN 18:3-38)

CORRESPONDS WITH ADULT LESSONS 27 & 28



OBJECTIVES

Students will...

- Understand that Jesus knew God's plan
- Recognize that Jesus protected His apostles
- Identify Peter's three denials
- Explain that Jesus stayed calm and truthful
- Recognize that Jesus obeyed God through suffering



KEY TERMS (WRITE OUT AHEAD OF CLASS FOR COPYING)

- Mock (Wed.) – To insult or make fun of



MAP WORK

- Garden of Gethsemane



MATERIALS

- Bible for each student
- OT and NT books of the Bible posters
- Timeline Overview/Events
- Bible Times Map
- Student Workbooks
- Items for Skit



NOTE TO TEACHER

Print out enough skits for every student to have their own copy.

CLASS TIME

1. PRAYER

2. BIBLE VERSE REVIEW

> In the beginning was the Word, and the Word was with God, and the Word was God. He was in the beginning with God. All things came into being through Him, and apart from Him nothing came into being that has come into being. In Him was life, and the life was the Light of men. The Light shines in the darkness, and the darkness did not comprehend it.
>
> And the Word became flesh, and dwelt among us, and we saw His glory, glory as of the only begotten from the Father, full of grace and truth.
> **– John 1:1-5; 14**

3. OPENING ACTIVITY: WHAT AM I THINKING?

Think of a color, number, letter, or other simple item, and have students try to guess what you are thinking.

Optional: Let students take turns thinking of something while the rest of the class tries to guess.

After the activity, explain:

We cannot read other people's minds. We do not always know what someone is thinking or what they will do next. But Jesus always knew people's thoughts and what would happen. Nothing surprised Him, and He was never caught off guard by anything that happened to Him.

4. LESSON

Over the last few weeks we have been looking at Jesus' conversations and instructions to His apostles during the time of the Passover.

After Jesus finished teaching and praying with His apostles, He went with them to a garden called Gethsemane. The following 24 hours of Jesus' life on earth would include His arrest, torture and ultimately His death on the cross. This time is known as *The Passion*.

ARREST

SUMMARY OF JOHN 18:3-9

We already learned that Jesus knew Judas would betray Him. At the Passover meal, Jesus told Judas, "What you do, do quickly," and Judas left. Judas eventually returned, bringing Roman guards with him to the garden to arrest Jesus.

Do you think Jesus was surprised to see Judas and the guards?

Answer: No. Jesus knows everything that is going to take place.

Jesus didn't try to run and hide. He actually stepped forward and spoke to the guards first, telling them that He was the One whom they were looking for. The guards were startled and fell back. Jesus told them since they had found Him—the One they were seeking—to let His apostles go.

During His ministry, Jesus promised that no one except Judas would be lost among His Apostles. Here we see the fulfillment of that promise.

> While I was with them, I was keeping them in Your name which You have given Me; and I guarded them and not one of them perished but the son of perdition, so that the Scripture would be fulfilled.
> **– John 17:12**

Read/have students read John 18:10-11.

Peter showed again that he didn't fully understand what was happening. He was ready to fight and try to start a new kingdom right then. But Jesus told him to stop. Jesus reminded him that He had already chosen to suffer and go to the cross because it was God's plan.

There would be a great change, but it wouldn't happen through fighting—it would happen through Jesus' death and resurrection.

JESUS ON TRIAL AND PETER'S DENIAL

The next part of John's gospel switches back and forth between two stories. First, we see Jesus brought for questioning before the former High Priest, Annas, and then the current High Priest, Caiaphas.

Read/have students read John 18:15-17.

At the same time, there is a second story going on. Peter and another apostle are following close behind. Peter is then confronted by a slave-girl and asked if he is one of Jesus' disciples.

How does Peter respond to the girl?

Answer: "I am not."

This may seem surprising. But if we go back to John 13, we see Jesus predict this very event.

Read/have students read John 13:36-38.

We've just seen Peter's first denial. How many times did Jesus say Peter would deny Him?

Answer: *Three.*

Meanwhile, Jesus continued to be questioned by the leaders. They were trying to find something wrong with Him, but Jesus had done nothing in secret. He had always taught openly. One of the guards then struck Him, but Jesus stayed calm and spoke the truth.

Read/have students read John 18:25-27.

Here we see the second and third denial by Peter and then the rooster crowing.

The Gospel of John doesn't record Peter's reaction or feelings when he hears the rooster crow. How do you image he is feeling?

Answer: *Will vary. He now realizes that Jesus was right. He denied knowing Him three times. Sad, ashamed, scared, etc.*

John continues to describe Jesus' trial before different Jewish and Roman leaders.

SUMMARY OF JOHN 18:28-38

Early in the morning, the Jewish leaders took Jesus to Pilate, the Roman governor, because they wanted Jesus to be put to death. But they would not go inside Pilate's building. Many Jews believed that going into a Gentile's home or building could make them unclean, which meant they would not be allowed to take part in the Passover meal. Sadly, they were very careful about this rule, but they were not careful to treat Jesus with justice or honesty.

Pilate asked them what Jesus had done wrong, but they didn't give a clear answer—they just said He was an evildoer. What they really wanted was for Pilate to sentence Jesus to death, something only the Romans could do.

Then Pilate spoke to Jesus privately and asked if He was a king. Jesus explained that He *is* a king, but His kingdom is not like the kingdoms of this world. It is not about fighting or power—it is about truth. Jesus said He came to tell people the truth, and those who love truth will listen to Him.

Pilate didn't understand. Instead of really listening, he asked, "What is truth?" and didn't wait for an answer.

Jesus stayed calm, told the truth, and obeyed God—even when He was betrayed, arrested and put on trial.

Has anyone ever said anything untrue about you? How did it make you feel? How did you react?

Answer: Will vary. Compare with students their reactions versus Jesus' reaction. What can that teach us?

SIGN/TEACHING AND REACTION

Let's take a look at the three strands (ideas) being braided together in today's lesson.

Strand 1, Jesus is human and divine (God): We see His human side when He is betrayed, arrested, struck, and falsely accused. Jesus shows He is divine by knowing what will happen before it takes place, including Judas' betrayal and Peter's denial. (John 18; John 13:36-38)

Strand 2, Belief: Jesus shows perfect trust and obedience to the Father by willingly accepting God's plan. He does not run, hide or fight back, but calmly tells the truth. (John 18:10-11; John 18:36-37)

Strand 3, Disbelief: Judas rejects Jesus by betraying Him, and the Jewish leaders reject Him by wanting Him put to death. Peter still believes, but his faith becomes shaky when fear leads him to deny Jesus three times. (John 18:2-3; John 18:25-27; John 18:28-38)

5. STUDENT WORKBOOK

Have students open their Student Workbooks to their *Bible Times Map*.

Garden of Gethsemane – Shade green

ACTIVITY SHEET: JESUS' ARREST & TRIAL WORD SEARCH

6. REINFORCEMENT ACTIVITIES

VENN DIAGRAM

Fully Man: He was questioned and struck, which hurt Him emotionally and physically. (John 18)

Fully God: Jesus correctly predicted that Peter would deny Him three times before the rooster crowed. (John 13:36)

SKIT: JESUS IS ARRESTED AND PUT ON TRIAL

LESSON 11

FOLLOWING THE TRUTH (JOHN 18:37-19:16)

CLASS TIME

1. PRAYER

2. BIBLE VERSE REVIEW

Play a Bible Verse Memory Review Game.

3. OPENING ACTIVITY

Have students fill out their *Lesson 11 Review Sheet*. Go over answers and review Sunday's lesson.

4. FOLLOW-UP QUESTIONS

1. How did Jesus show that He was in control when Judas and the guards came to arrest Him?

2. What can we learn from the way Jesus responded when He was treated unfairly and falsely accused?

5. LESSON SPOTLIGHT

PPT

Have you ever known the right thing to do—but felt scared to do it?

In our last lesson we saw Jesus arrested and put on trial. When He was questioned, He wasn't afraid to speak the truth.

There were two individuals from our last lesson who were faced with having to speak the truth but ultimately were too scared to do so.

Peter was one of them. Can anyone remember who the other one was?

Answer: Pilate

PPT

Read/have students read John 18:37-40.

Pilate was the Roman governor, and he had the power to decide what would happen to Jesus.

When Jesus was brought to him, Pilate began asking questions. He wanted to understand why the Jewish leaders were so upset. He asked Jesus, "Are You the King of the Jews?"

Jesus didn't deny being a king–but He explained that His kingdom was not like the kingdoms of this world. If it were, His followers would be fighting to save Him. Instead, Jesus said He came to bring truth, and anyone who loves truth will listen to Him.

Pilate responded with a question: "What is truth?" He didn't really want to know the answer to that question, though, and walked away.

Even though Pilate didn't fully understand Jesus, he could clearly see one thing–Jesus had done nothing wrong. In fact, Pilate said more than once, "I find no guilt in Him."



At this point, Pilate should have released Jesus. That would have been the right thing to do.

But Pilate felt pressure.

The crowd was shouting. The Jewish leaders were demanding that Jesus be put to death. Pilate didn't want to cause trouble or lose control of the situation.

So instead of doing what was right, Pilate tried to find a way out.



First, he offered to release a prisoner, hoping the people would choose Jesus. But the crowd chose a criminal named Barabbas instead.



Read/have students read John 19:1-5.

Then Pilate had Jesus beaten and mocked. Soldiers put a crown of thorns on His head and a robe on Him to make fun of Him. Pilate showed Jesus to the crowd, thinking they would feel sorry for Him and let Him go.

What does it mean to 'mock' someone?

Answer: To insult or make fun of

But the crowd only shouted louder: "Crucify Him!"

Now Pilate was really afraid. The leaders warned him that if he let Jesus go, he could get in trouble with Caesar. Pilate didn't want to lose his position or power.

So even though he knew Jesus was innocent, said it out loud several times and had the authority to set Him free, Pilate still made the wrong choice.

He gave in to the crowd and handed Jesus over to be crucified.

It's important to understand that knowing the truth is not enough – we must choose to follow it.

6. REINFORCEMENT ACTIVITIES

Have students open their Student Workbooks to their *Key Terms*, copy definition(s).

ACTIVITY SHEET: MAZE: PATH TO THE TRUTH

GAME: STANDING UP FOR THE TRUTH

Directions:

1. Have all students stand up.
2. Read one statement aloud.
3. If students think the statement is true, they stay standing.
4. If students think the statement is false, they sit down.
5. Reveal the correct answer.
6. Any student who chose incorrectly is out and should sit down.
7. Continue reading statements until only one student remains.
8. The last student standing is the winner.

TRUE / FALSE STATEMENTS:

T **A donkey spoke to a man in the Bible.**

F **Noah brought seven of every unclean animal onto the ark.**

Correct answer: Noah brought seven pairs of every clean animal and one pair of every unclean animal.

T **Elijah was fed by ravens.**

F **Moses built the walls of Jericho.**

Correct answer: The walls of Jericho fell after Joshua and the Israelites obeyed God's instructions.

T **A man named Eutychus fell asleep during Paul's preaching and fell out of a window.**

F **Jonah was swallowed by a lion.**

Correct answer: Jonah was swallowed by a great fish.

T **A man named Zacchaeus climbed a sycamore tree to see Jesus.**

F **David killed Goliath with a sword first.**

Correct answer: David struck Goliath with a stone from his sling first.

T **Jesus paid the temple tax with a coin found in a fish's mouth.**

T **Peter walked on water toward Jesus.**

F **Samson lost his strength because he ate forbidden food.**

Correct answer: Samson lost his strength after Delilah had his hair cut.

T **The sun stood still during a battle in Joshua's time.**

T **King Nebuchadnezzar lived like an animal for a time.**

F **Daniel was thrown into a fiery furnace.**

Correct answer: Shadrach, Meshach, and Abednego were thrown into the fiery furnace.

T **A rooster crowed after Peter denied Jesus three times.**

T **Moses' basket was hidden among the reeds by the Nile River.**

F **Queen Esther built the temple in Jerusalem.**

Correct answer: King Solomon built the temple in Jerusalem.

F **Jesus turned water into oil at a wedding.**

Correct answer: Jesus turned water into wine at a wedding in Cana.

T **Abraham's wife Sarah laughed when she heard she would have a son.**

F **The Israelites crossed the Jordan River before they crossed the Red Sea.**

Correct answer: The Israelites crossed the Red Sea first when leaving Egypt, and later crossed the Jordan River before entering Canaan.

LESSON 12
LIVING AND DYING WITH PURPOSE: JESUS' DEATH, BURIAL AND RESURRECTION (JOHN 19:30-20:18)

CORRESPONDS WITH ADULT LESSON 29



OBJECTIVES

Students will...

- Understand that everything Jesus did had a purpose
- Know that Jesus' miracles and teachings pointed to Him as the Messiah
- Explain what Jesus meant when He said, "It is finished."
- Recognize that Jesus willingly gave His life to save us
- Understand that Jesus' resurrection proved His words were true



KEY TERMS (WRITE OUT AHEAD OF CLASS FOR COPYING)

- Purpose – The reason you do something or why something exists



MAP WORK

This lesson does not have any map work.



MATERIALS

- Bible for each student
- OT and NT books of the Bible posters
- Timeline Overview/Events
- Bible Times Map
- Student Workbooks
- Coloring pencils, glue sticks
- Cardstock paper (Wed.)



NOTE TO TEACHER

There is no note to teacher for this lesson.

CLASS TIME

1. PRAYER

2. BIBLE VERSE REVIEW

> In the beginning was the Word, and the Word was with God, and the Word was God. He was in the beginning with God. All things came into being through Him, and apart from Him nothing came into being that has come into being. In Him was life, and the life was the Light of men. The Light shines in the darkness, and the darkness did not comprehend it.
>
> And the Word became flesh, and dwelt among us, and we saw His glory, glory as of the only begotten from the Father, full of grace and truth.
> –John 1:1-5; 14

3. OPENING ACTIVITY: WHAT'S ITS PURPOSE?

Supplies:
A bag with several everyday items inside, such as a pencil, spoon, key, flashlight, bandage, cup, and Bible.

How to Play:

1. Place the items in a bag before class.
2. Pull out one item at a time.
3. Ask students, “What is this used for?” or “What is its purpose?”
4. Let students give quick answers.

4. LESSON

Have you ever wondered why Jesus came to earth? Just like the objects we looked at all have a purpose, everything Jesus did had a purpose–even His death. Today, we will learn how Jesus lived, died, and rose again on purpose to save us.

Jesus began His public ministry when He was about 30 years old. From the miracles He performed to the lessons He taught, everything had a purpose.

What does 'purpose' mean?

Answer: the reason you do something or why something exists

What was the purpose of His miracles and teachings?

Answer: To point to Himself as the Messiah and to teach those who would believe how to be saved.

Only three years after beginning His ministry, He was facing death. That might seem surprising to us, but it wasn't too soon or a mistake—it was exactly part of God's perfect plan.

DEATH

PPT

Read/have students read John 19:30.

Jesus' death and final words were full of purpose and teach us three things:

1. When Jesus said, "It is finished," He meant that everything God had planned was now complete. All the promises about His life and what He would do had come true. This wasn't an accident or something that went wrong—it was the plan all along.

2. His death, although ugly, humiliating, and painful, was the successful end to the life He was sent to live.

3. Even when Jesus died, He was still in control. The Bible says He gave up His spirit, which means no one took His life from Him—He chose to give it. Because Jesus had no sin, death had no power over Him. He willingly died for us, showing His love and helping us trust Him even more.

BURIAL

PPT

Read/have students read John 19:38–42.

Even Jesus' burial had a purpose. It gave an opportunity for two of His secret followers—Joseph of Arimathea and Nicodeums—to find the courage to step forward. It allowed these two men to demonstrate their faith in Jesus.

This was not a simple burial—it was like a king's burial. Even in death, Jesus was honored.

Thousands of years later it serves another purpose in allowing future readers of the gospels to witness the faith of Nicodemus having been developed from meeting with Jesus secretly at night to a point of courage and action.

Remind students of the story of Nicodemus from Lesson 3.

RESURRECTION

SUMMARY OF JOHN 20:1-18

PPT

Early on the first day of the week, while it was still dark, Mary Magdalene went to Jesus' tomb. When she got there, she saw that the big stone had already been rolled away! She ran quickly to tell Peter and John, "Someone has taken the Lord out of the tomb, and we don't know where they put Him!"

Peter and John rushed to the tomb. John got there first and looked inside, but Peter went straight in. They saw the burial cloths lying there, but Jesus' body was gone. Then John went in too, and when he saw it, he believed. After that, the two disciples went back home.



Mary stayed outside the tomb, crying. As she wept, she looked inside and saw two angels sitting where Jesus' body had been. They asked her, "Why are you crying?" She said, "Because they have taken my Lord, and I don't know where they put Him."

Then she turned around and saw a man standing there, but she didn't realize it was Jesus. He asked her, "Why are you crying? Who are you looking for?" Thinking He was the gardener, she said, "Sir, if you have taken Him, tell me where you put Him."

Then Jesus said just one word: "Mary." Right away, she recognized Him! She cried out, "Teacher!" and was filled with joy.



Jesus told her not to hold on to Him because He had not yet gone back to the Father. Then He gave her an important message: she was to go and tell the disciples that He was alive.

Mary Magdalene went and told them the amazing news: "I have seen the Lord!" And she shared everything Jesus had said to her.



Jesus' resurrection showed that everything He said was true. He had lived, died, and now risen again—just as God had planned.

Jesus lived with purpose, He died with purpose, and He rose again with purpose.

And because of that we can live with purpose too!

SIGN/TEACHING AND REACTION



Let's now look at the three strands being braided together.

- **Strand 1, Jesus is human and divine (God): His human body died a physical death. Because of His divine nature, He raised from the dead on the third day. John 19:30; John 20:1-18**
- **Strand 2, Belief: Joseph of Arimathea and Nicodemus demonstrated their faith and belief in Jesus by courageously stepping forward to take care of His body after He died. John 19:38–42**
- **Strand 3, Disbelief: Mary Magdalene and the Apostles had not believed or really understood that Jesus would come back to life after three days. If they had, they would not have been so surprised to see Him again. John 20:1-18**



5. STUDENT WORKBOOK



Have students open their Student Workbooks to their *Key Terms*, copy definition(s).

CRAFT: LIVING WITH GODLY PURPOSE JOURNAL



Directions:

1. Have students cut out all the pages from their Student Workbook.

2. Fold all the pages in half.

3. Glue the back of the inside cover to the back of another page.

4. Keep going until all the pages have been glued together.

5. Students should bring these journals home and fill out one page per day.

6. Encourage students to return their journals the following week to share in class.

Note: Some Bible verses in the journal have been summarized to help students understand them more easily.

6. REINFORCEMENT ACTIVITIES

VENN DIAGRAM

Fully Man: He died just like all other humans have/will. John 19:30

Fully God: Because of His divine nature, He was raised from the dead on the third day. John 20:1-18

LESSON 12

PROFIT FROM A LOSS (JOHN 19:30-20:18)

CORRESPONDS WITH ADULT LESSON 29

CLASS TIME

1. PRAYER

2. BIBLE VERSE REVIEW

Play a Bible Verse Memory Review Game.

3. OPENING ACTIVITY

Have students fill out their *Lesson 12 Review Sheet*. Go over answers and review Sunday's lesson.

4. FOLLOW-UP QUESTIONS

1. **How does it make you feel knowing that Jesus died to save you?**
2. **How did Joseph of Arimathea and Nicodemus show courage and faith after Jesus died?**

5. LESSON SPOTLIGHT

Things in life often don't go the way we want or hope they will go. Things break, people disappoint us and difficulty is part of every day. But we serve an amazing God! He's never surprised or caught off guard by anything. And God can turn what seems like the worst of situations into something good.

Jesus went to trial and was killed by the Jewish people. And even though the trials were unfair, they gave Jesus one more chance to show who He really is—the Son of God—to both the Jewish leaders and the Roman leaders. God was giving them another chance to believe. Unfortunately for them, they chose not to believe and sent Jesus to die.

Their wrong choice led to something good, however. Jesus' sacrifice is what made it possible for mankind to be saved. This shows how God can turn something bad into something good for those who believe.

The Bible is full of stories that demonstrate this idea of 'profit from a loss'. Which means, something good coming from something bad.

JOSEPH SOLD INTO SLAVERY

One of the most well known is the story of Joseph from the book of Genesis.

Joseph was one of twelve sons, and his father loved him very much. This made his older brothers jealous, especially when Joseph told them about dreams that showed he would one day be greater than they were. Because of their jealousy, his brothers made a terrible choice—they sold Joseph into slavery and told their father he was dead.

Joseph was taken far away to Egypt, and his life became very hard. But even in those difficult moments, God was still with him. What his brothers meant for harm, God was working for good. God used those hard experiences to place Joseph exactly where he needed to be for a greater purpose later on.

Read/have students read Genesis 50:15; 19-20.

God used a terrible situation to put Joseph in a position of power in Egypt, allowing him to save Egypt and his own family from famine.

Are there things that have happened in your life that seemed bad at first but then God made it into something good?

What are some things we can do to help us when we have difficulties and things don't turn out how we had hoped?

Answer: Will vary. Pray, read our Bible, look for the good in the situation, trust in God.

6. REINFORCEMENT ACTIVITIES

FROM BAD TO GOOD

1. Cut the situations from the next page into strips.
2. Give each student one "bad" situation.
3. Have students think of one "good" thing that could come from that situation.
4. Let students share their answers with the class.

ACTIVITY SHEET: DEATH, BURIAL, RESURRECTION PUZZLE

Directions:

1. Have students glue their image to a piece of cardstock.

2. Color the picture, then cut out along black lines to create puzzle pieces.

3. Have students store their pieces in sandwich bags to not lose any.

WHAT GOOD COULD GOD BRING FROM THIS?

Your dad gets a new job and your family has to move.

Someone says something unkind about you.

Your family has to cancel a trip.

You do not get picked for the part you wanted in a play.

Your friend leaves you out of a game.

You get in trouble for something you did wrong.

You have to wait a long time for something you really want.

You are put in a group with people you do not know well.

You cannot do an activity because of bad weather.

You are not invited to something you wanted to go to.

You get hurt and cannot play your sport for a while.

Someone else gets the award you wanted.

Your parents say no to something you really wanted.

You have to start over after making a big mistake.

You feel lonely because your friends are busy.

You work hard on a project, but it does not turn out the way you hoped.

LESSON 13
APPEARANCES TO THE APOSTLES (JOHN 20:19-21:17)

CORRESPONDS WITH ADULT LESSON 30

OBJECTIVES

Students will...

- Know that Jesus appeared to His followers after His resurrection
- Explain that Jesus sent the apostles to continue His work
- Recognize that Thomas only believed after seeing proof
- Know that we are blessed because we believe through the apostles' writings
- Understand that Jesus forgave Peter and still had important work for him to do

KEY TERMS (WRITE OUT AHEAD OF CLASS FOR COPYING)

- Gospel – The gospel is the good news that God sent His one and only Son, Jesus, who loved us, died for us, came back to life, and gives us a way to be saved.

MAP WORK

This lesson does not have any map work.

MATERIALS

- Bible for each student
- OT and NT books of the Bible posters
- Timeline Overview/Events
- Bible Times Map
- Student Workbooks

NOTE TO TEACHER

There is no note to teacher for this lesson.

CLASS TIME

1. PRAYER

2. BIBLE VERSE REVIEW

> In the beginning was the Word, and the Word was with God, and the Word was God. He was in the beginning with God. All things came into being through Him, and apart from Him nothing came into being that has come into being. In Him was life, and the life was the Light of men. The Light shines in the darkness, and the darkness did not comprehend it.
>
> And the Word became flesh, and dwelt among us, and we saw His glory, glory as of the only begotten from the Father, full of grace and truth.
> **– John 1:1-5; 14**

3. OPENING ACTIVITY: YOU HAVE TO SEE IT TO BELIEVE IT

Have you ever heard the expression, "You have to see it to believe it!"? Some things found in God's creation are so spectacular that they don't sound real.

Show the images from the following pages as you read their descriptions.

That's how Jesus coming back to life felt for the apostles. They had to see it to believe it.

4. LESSON

We've seen Jesus be crucified and raise from the dead. Today, we're going to take a closer look at some of the appearances He made after His resurrection.

Have you ever run into someone you were not expecting to see, maybe a friend from school while you're at the store with your mom? It can be so fun to see someone you care about, unexpectedly.

Can you imagine what it would have felt like to see Jesus again after He had died?!

The Bible records at least eleven appearances by Jesus after His resurrection.

Show *Appearances by Jesus.*

These may not be the only appearances, but they are the only ones that the Bible records. John, in his final chapters only chose to describe four of the 11 appearances.

LESSON 13: OPENING ACTIVITY



Sailing Stones of Death Valley - The *sailing stones* of Death Valley are rocks that mysteriously glide across the cracked mud. For decades, scientists, prospectors and visitors were baffled by how rocks—some weighing up to 700 pounds—moved without human or animal intervention. Scientists discovered this phenomenon is driven by *ice shove.*Which is when rare winter weather creates a shallow pond that freezes overnight, and subsequent melting ice panels are pushed by light winds, sliding the rocks across the slippery, waterlogged mud.



The **red handfish** is a tiny, critically endangered fish found only in southeastern Tasmania, Australia. Instead of swimming like most fish, it "walks" along the sea.



Volcanic Lightning: Also known as "dirty thunderstorms," this happens when lightning strikes continuously inside the ash plume of a volcanic eruption. The static electricity created by clashing ash and rock looks like something straight out of a fantasy movie.

APPEARANCES BY JESUS

1. **Appearance to Mary Magdalene**
(Mark 16:9-11; John 20:11-18)

2. **Appearance to the other women with her**
(Matthew 28:8-10)

3. **Appearance to Peter** (Luke 24:34; I Corinthians 15:5)

4. **Appearance to two disciples on the road to Emmaus**
(Luke 24:34-35)

5. **Appearance to the Apostles without Thomas**
(Mark 16:14; Luke 24:36; John 20:19-23)

6. **Appearance to the Apostles with Thomas** (John 20:24-29)

7. **Appearance to the Apostles by the Sea of Galilee**
(John 21:1)

8. **Appearance to the Apostles on the mountain to give the great commission**
(Matthew 28:16-20)

9. **Appearance to 500 and James** (I Corinthians 15:6-7)

10. **Appearance to the Apostles at the moment of His ascension**
(Mark 16:19; Luke 24:50-53; Acts 1:9-12)

11. **Appearance to Paul the Apostle after His ascension**
(I Corinthians 15:8)

We looked last week at the first of these four appearances when Jesus spoke to Mary Magdalene. Now, let's look at the other three.



APPEARANCE TO APOSTLES

Read/have students read John 20:19-20.

Even though the disciples had heard that Jesus was alive, they were still scared and confused. They stayed in a locked room because they were afraid the same people who killed Jesus might come after them. Even Peter couldn't make them feel better.

Then all of a sudden, Jesus was right there with them. He said, "Peace," and this time it really helped calm them down.

They wanted to be sure it was really Him, so Jesus showed them the scars in His hands and side. Then they knew it was truly Jesus, and they were so happy.



Read/have students read John 20:21-23.

In these verses, Jesus does three very important things.

First, He sends the disciples out to continue His work—telling people about God and calling them to follow Him.

Second, He gives them the Holy Spirit, just like He promised. They had already been baptized according to God's command through John the Baptist. Now that Jesus had risen, they received the gift of the Holy Spirit when Jesus breathed on them. Later, when they begin preaching, people who believe and are baptized will also receive the gift of the Holy Spirit (Acts 2:38).

Third, He gives them authority to preach the gospel message. When people hear the truth and respond in faith and obedience through baptism, their sins are forgiven. But if they choose not to obey, their sins remain.

What is the 'gospel'?



Answer: *The gospel is the good news that God sent His one and only Son, Jesus, who loved us, died for us, came back to life, and gives us a way to be saved.*

APPEARANCE TO THOMAS



Read/have students read John 20:24-25.

Thomas didn't believe that Jesus had risen because he wanted to see proof for himself.

Later, Jesus appeared and showed Thomas the proof he needed. Jesus gently corrected him and encouraged him to believe. Then Thomas believed and worshiped Jesus, showing his faith.

Jesus also taught an important lesson: it's better to believe without needing to see. Thomas saw and believed, but Jesus said there is a special blessing for those who believe based on the witness of others—like us today.

For everyone who lived or is living after Jesus' time on earth, where does our witness come from?

Answer: The Apostles and their writings

Jesus was blessing the people who believe in Him because of what they read and learn from the Bible, even though they haven't seen Him.

APPEARANCE TO THE APOSTLES BY THE SEA

PPT

Read/have students read John 21:4-7.

We see Jesus appear once again to His apostles. He performs a miracle. And as soon as Peter realizes who it is, he jumps out of the boat and races to Jesus.

We then see Jesus prepare a meal for the apostles and have a very important conversation with Peter.

Remember, Peter had denied knowing Jesus three times after He was arrested.

How do you think Peter feels seeing Jesus again?

Answer: Will vary. A mix of emotions. Joyful, ashamed, etc.

Read John 21:15-17.

Jesus asked Peter three times, "Do you love Me?"

The first time, Jesus asked if Peter loved Him more than the others. Peter didn't brag like before—he answered humbly and said that Jesus knew his heart. Jesus told him to take care of His people.

The second time, Jesus simply asked if Peter loved Him. Again, Peter answered honestly, and Jesus told him to care for His followers.

The third time, Jesus asked again, and Peter felt sad because it reminded him of the three times he had denied Jesus. But Peter said once more that Jesus knew he loved Him.

Each time Peter answered, Jesus told him to take care of His people. This showed that Peter was forgiven and that he still had an important job—to help lead others to Jesus.

What important lesson can we learn from this conversation between Jesus and Peter?

Answer: Will vary. Something along the lines of Jesus always being willing to forgive us.

SIGN/TEACHING AND REACTION

Let's now look at the three strands being braided together.

- **Strand 1, Jesus is human and divine (God): Jesus showed He is God by rising from the dead, appearing to His followers, giving the Holy Spirit and knowing Peter's heart. He showed He was human because He still had scars from His suffering and death. (John 20:19-23; John 20:27-29; John 21:15-17)**
- **Strand 2, Belief: The apostles believed when they saw Jesus alive. Thomas believed when he saw the proof. Peter showed faith when Jesus forgave him and gave him work to do. Jesus also blessed people who believe even though they have not seen Him. (John 20:19-20; John 20:24-29; John 21:15-17)**
- **Strand 3, Disbelief: Thomas did not believe the apostles at first. He wanted to see proof for himself. (John 20:24-25)**

5. STUDENT WORKBOOK

Have students open their Student Workbooks to their *Key Terms*, copy definition(s).

6. REINFORCEMENT ACTIVITIES

VENN DIAGRAM

Fully man: He still had the wounds in His hands and side from His crucifixion. (John 20:20)

Fully God: He rose from the dead, appeared to His followers, gave peace, and offered the Holy Spirit. (John 20)

TIMELINE

Jesus forgives Peter

*Above *Jesus gives the Great Commission*

CRAFT: SHARE THE LOVE OF JESUS

SHARE THE LOVE OF JESUS

Jesus wanted Peter to continue in his work of sharing the Good News of Christ, and Jesus wants us to do this too. The Gospel is a message of love.

Today we're going to make hugs to give to someone we feel could use some extra love.

Supplies:

Construction paper, markers, scissors

Ribbon cut 2 - 2.5 feet in length

Envelopes

Directions:

1. Have students trace both of their hands. Cut them out and decorate them.

2. Attach the ribbon, one end at the base of each hand cut out.

3. Place the "hug" in the envelope and write on the outside, "JESUS LOVES YOU".

4. Have students give them to someone who could use some extra love.



LESSON 13

JESUS IS THE SON OF GOD (JOHN 20:29-31)

CLASS TIME

1. PRAYER

2. BIBLE VERSE REVIEW

Play a Bible Verse Memory Review Game.

3. OPENING ACTIVITY

Have students fill out their *Lesson 13 Review Sheet*. Go over answers and review Sunday's lesson.

4. FOLLOW-UP QUESTIONS

1. **How do we learn about Jesus today, even though we do not see Him with our eyes?**
2. **What job did Jesus give Peter after asking, "Do you love Me?"**

5. LESSON SPOTLIGHT

Over the last several months, we have been studying the Gospel of John. John wanted everyone to know one very important truth: Jesus is the Son of God.

John showed this through Jesus' miracles, His teaching, His death, and His resurrection. Some people believed in Jesus, and some people rejected Him.

John did not write these things just so we would know an old story. He wrote them so we would look at our own hearts and ask, "Do I believe Jesus is the Son of God?"

THREE LESSONS

Let's look at three lessons we can learn as we wrap up our study of John.

1. The Gospel is for us today, too.

We were not there when Jesus turned water into wine, healed the blind man, raised Lazarus, or rose from the dead. But John wrote these things down so we could read them and believe.

Read/have students read John 20:30–31.

John tells us that Jesus did many signs.

Why did John write about Jesus' miracles?

Answer: So people would believe Jesus is the Son of God.

2. Christianity is About Jesus

Churches may have classes, camps and activities. Those things can be helpful, but they are not the most important thing.

The most important thing is Jesus.

We should always be focused on Him and praying for help to correctly understand and apply His teachings to our lives.

3. The Best is Yet to Come

The people who believed in Jesus were/are blessed.

The woman at the well found forgiveness. The blind man received sight. Mary Magdalene saw Jesus alive again. Peter was forgiven after he denied Jesus.

Jesus said: "Blessed are they who did not see, and yet believed." – John 20:29

Thomas saw Jesus and believed. We have not seen Jesus with our eyes, but we can believe what God has written in the Bible.

The greatest blessing is still coming: one day, God's people will be with Jesus forever.

How is it possible for us to believe in Jesus today, even though we have not seen Him?

Answer: Because God gave us the truth about Jesus in the Bible. The Bible contains everything we need to know in order to believe in Jesus.

6. REINFORCEMENT ACTIVITIES

BIBLE VERSE REVIEW

- Use the sticky-notes saved from previous Bible verse review games or write out the verse on a white board/large piece of paper, omitting several words.
- Have the students work together to put the verse in order or fill in the missing words.

SPAGHETTI BOX GAME

Supplies:

- Review questions from the series' Lesson Review Sheets
- An opaque box or bag
- Many pieces of string or yarn cut in different lengths
- Tape

Preparation:

1. Cut several pieces of string or yarn in different lengths.
2. Place all the strings inside an opaque box or bag so students cannot see which length they are choosing.
3. Prepare review questions from the lessons in this series.
4. Divide students into two or more teams.

Directions:

1. Have teams take turns answering review questions.
2. Ask one student from a team a question.
3. If the student answers correctly, they pull out one string and add it to their team's pile.
4. If the answer is incorrect, the question may pass to the next team, or the teacher may give the correct answer and move on.
5. Continue asking questions until time is up or all questions have been used.
6. At the end of the review, each team lays their collected strings end-to-end in one long line.
7. The team with the longest line of string wins.

Remind students that each answer helps them "string together" what they have learned about Jesus throughout the series.



All of the following resources can be downloaded for free at:

BibleTalk.kids/gospel-of-john

OLD TESTAMENT









































































NEW TESTAMENT











































BOOKS OF THE BIBLE CARDS

Use these cards to have the children work on their books of the Bible. You can cut them out of the teacher guide or download them at:

bibletalk.kids/resources/13

ORDER THE BIBLE BOOKS

OLD TESTAMENT

Genesis

Exodus

Leviticus

Numbers

Deuteronomy

Joshua

Judges

Ruth

I & II Samuel

I & II Kings

I & II Chronicles

Ezra

Nehemiah

Esther


JOB


PSALMS


PROVERBS


ECCLESIASTES


SONG OF SOLOMON


ISAIAH


JEREMIAH


LAMENTATIONS


EZEKIEL


DANIEL


HOSEA


JOEL


AMOS


OBADIAH


JONAH


MICAH


NAHUM
HABAKKUK
ZEPHANIAH
HAGGAI
ZECHARIAH
MALACHI
NEW TESTAMENT
MATTHEW
MARK
LUKE
JOHN
ACTS
ROMANS
I & II CORINTHIANS
GALATIANS
EPHESIANS

PHILIPPIANS

COLOSSIANS

I & II THESSALONIANS

I & II TIMOTHY

TITUS

PHILEMON

HEBREWS

I & II PETER

I, II & III JOHN

JUDE

REVELATION

TIMELINE CARDS

These cards are used to create a timeline of the events in John. Have your students add the appropriate cards for the story at the appointed times.

You can cut them out of this guide or download them at:

bibletalk.kids/gospel-of-john

Each series includes its own timeline cards. This guide contains the John set. Cards from the other series are available in their guides or at:

bibletalk.kids/timeline



JESUS ASCENDS TO HEAVEN



DESTRUCTION OF THE TEMPLE/JERUSALEM



JOHN WRITES HIS GOSPEL



JESUS' FIRST MIRACLE:

WATER TO WINE



JESUS WALKS ON WATER



JESUS HAD BROTHERS AND SISTERS



JESUS RAISES LAZARUS

HIS FINAL PUBLIC MIRACLE



JESUS TEACHES ABOUT SERVING:

WASHES APOSTLES' FEET



JESUS FORGIVES PETER,

TELLS HIM TO SPREAD THE GOOD NEWS

TIMELINE OVERVIEW



BC – BEFORE CHRIST



CREATION



THE FLOOD



ABRAHAM



MOSES



KING SAUL



AD – ANNO DOMINI
"THE YEAR OF OUR LORD"



JESUS' BIRTH



JOHN THE BAPTIST BAPTIZES JESUS



JESUS TESTED IN THE WILDERNESS



JESUS' FIRST MIRACLE:
WATER TO WINE



JESUS' SERMON ON THE MOUNT



JESUS TEACHES HOW TO PRAY



JESUS HAD BROTHERS AND SISTERS



JESUS TELLS US TO LOVE OUR ENEMIES



JESUS PERFORMED MANY MIRACLES



JESUS CALLS PETER



JESUS CALLS HIS 12 APOSTLES



JESUS SENDS OUT THE 12



JESUS DEALS WITH DOUBTS AND CONFLICTS



JESUS TEACHES THROUGH PARABLES



JESUS FEEDS 5,000 PEOPLE



JESUS WALKS ON WATER



JESUS SHOWS COMPASSION TO THE GENTILE WOMAN



PETER CONFESSES THAT JESUS IS THE CHRIST,
THE MESSIAH



THE TRANSFIGURATION



JESUS TEACHES US TO HAVE A CHILD-LIKE FAITH



JESUS TEACHES HOW TO RESOLVE CONFLICTS



JESUS RAISES LAZARUS
HIS FINAL PUBLIC MIRACLE



JESUS' TRIUMPHAL ENTRY



JESUS CLEANSES THE TEMPLE



THE GREATEST COMMANDMENT



JESUS CONFRONTS THE PHARISEES



TEACHINGS
DESTRUCTION OF JERUSALEM, TEMPLE



TEACHINGS
BEING PREPARED FOR JESUS' RETURN



JESUS' FINAL PASSOVER MEAL



JESUS TEACHES ABOUT SERVING:
WASHES APOSTLES' FEET



THE LORD'S SUPPER INSTITUTED



JUDAS BETRAYS JESUS



JESUS IS ARRESTED AND STANDS TRIAL

PETER DENIES JESUS

JESUS IS CRUCIFIED



FAITHFUL WOMEN WITNESS JESUS' DEATH



JOSEPH OF ARIMATHEA BURIES JESUS' BODY



JESUS RAISES FROM THE DEAD



JESUS GIVES THE GREAT COMMISSION



JESUS FORGIVES PETER,
TELLS HIM TO SPREAD THE GOOD NEWS



JESUS ASCENDS TO HEAVEN



JOHN MARK GOES ON MISSIONARY JOURNEYS



MARK WRITES HIS GOSPEL
BASED ON PETER'S ACCOUNT



MATTHEW'S GOSPEL IS WRITTEN



DESTRUCTION OF THE TEMPLE/JERUSALEM



JOHN WRITES HIS GOSPEL

FULLY MAN

The Word became flesh and lived among us. John 1:14	Jesus traveled by walking. John 1:36
He attended a wedding. John 2:1-2	Jesus prayed and gave thanks to God. John 6:11
Jesus had conversations with His disciples. John 6:25-71	Jesus related to the people of His time with parables (stories) they could understand. John 10:1-18
He loved His friends, felt sadness and wept. John 11:35	He washed His apostles feet. John 13:5
He had sympathy for His apostles. John 14:1	He warned and comforted His friends before they faced something hard. John 16:1-33
He was questioned and struck, which hurt Him emotionally and physically. John 18	He died just like all other humans have/will. John 19:30
He still had the wounds in His hands and side from His crucifixion. John 20:20	

FULLY GOD

He was in the beginning and created all things. John 1:1-3	He told Nathanael things about himself without ever meeting him. John 1:47-48
He controls physical elements: water into wine. John 2:3-11	He miraculously fed 5,000 people from 5 loaves of bread, 2 fish. John 6:10-11
Jesus knows His disciples' hearts and forgives sins. John 6:64; 8:11	He revealed to the blind man that He is the Son of God. John 9:35-37
Jesus brought Lazarus back to life. John 11:43-44	He predicted Judas' betrayal. John 13:19
He revealed things only God could know (Heaven, Holy Spirit). John 14:2; 26-27; John 14:26	Jesus showed He knew the future when He said His apostles would scatter, just like Zechariah 13:7 had prophesied.
Jesus correctly predicted that Peter would deny Him three times before the rooster crowed. John 13:36	Because of His divine nature, He was raised from the dead on the third day. John 20:1-18
He rose from the dead, appeared to His followers, gave peace, and offered the Holy Spirit. John 20	

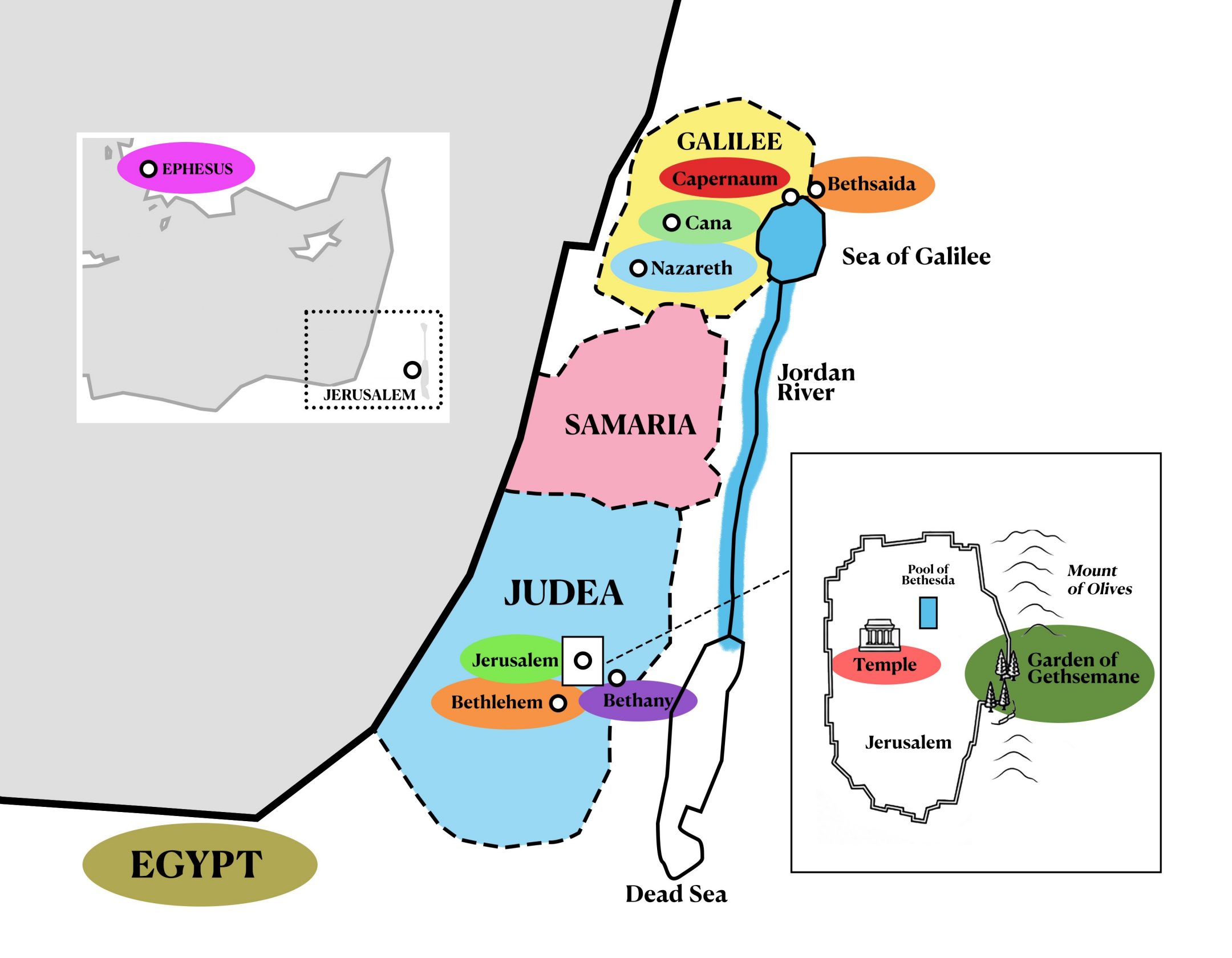
EPHESUS
JERUSALEM
GALILEE
Capernaum
Bethsaida
Cana
Nazareth
Sea of Galilee
Jordan River
SAMARIA
JUDEA
Jerusalem
Bethlehem
Bethany
Dead Sea
EGYPT
Pool of Bethesda
Mount of Olives
Temple
Garden of Gethsemane
Jerusalem

SKIT: JOHN THE BAPTIST QUESTIONED

Characters:

- Narrator
- John the Baptist
- Priest
- Levite
- Crowd

Narrator:

Many people in Israel were waiting for the Messiah – the Savior God had promised to send.

At that time, a man named John was preaching in the wilderness and baptizing people in the Jordan River. Large crowds were coming to hear him.

The religious leaders in Jerusalem were curious about John, so they sent priests and Levites to ask him some questions.

Priest:

John, we have been sent from Jerusalem by the leaders of the people.

Everyone is talking about you. Crowds are coming to see you and hear you preach.

Tell us plainly... who are you?

John the Baptist:

I will answer honestly. I am not the Messiah.

Levite:

If you are not the Messiah, then who are you?

Are you Elijah, the prophet who was supposed to come?

John the Baptist:

No, I am not Elijah.

Priest:

Then maybe you are the Prophet Moses talked about.

Are you the one we have been waiting for?

John the Baptist:

No.

Priest:

We must give an answer to the leaders who sent us.

So tell us about yourself. Who are you?

John the Baptist:

I am what the prophet Isaiah spoke about long ago. I am the voice of one calling in the wilderness: “Make straight the way for the Lord.”

Crowd:

What does that mean?

John the Baptist:

It means I am here to prepare the people. The Messiah is coming soon, and people need to be ready. They must repent and turn their hearts back to God.

Levite:

So you are not the Messiah... You are the one preparing the way for Him?

John the Baptist:

Yes. Someone much greater than me is coming. I am not even worthy to untie His sandals.

Narrator:

John’s job was not to bring attention to himself. His job was to point people to Jesus, the Savior who was about to appear. And soon, everyone would see who the Messiah truly was.

SKIT 1: JESUS HEALS THE MAN AT THE POOL OF BETHESDA

Characters:

- Narrator
- Jesus
- Man at the Pool
- Religious Leader 1
- Religious Leader 2
- Crowd

Props:

- A towel or small mat
- Optional: blue paper or cloth for the pool

Narrator: Jesus came to Jerusalem and went near a pool called Bethesda. Many sick people were gathered there. One man had not been able to walk for 38 years.

Man at the Pool: I have been here so long. I cannot walk, and no one helps me.

Jesus: Do you want to get well?

Man at the Pool: Sir, I have no one to help me.

Jesus: Get up, pick up your mat, and walk.

Narrator: Immediately, the man was healed.

Man at the Pool: I can walk! I can really walk!

Crowd: That is amazing! He was healed!

Religious Leader 1: Wait! Why are you carrying your mat?

Religious Leader 2: Today is the Sabbath. You are not supposed to carry that!

Man at the Pool: The man who healed me told me to pick up my mat and walk.

Religious Leader 1: Who told you to do this?

Narrator: Instead of rejoicing that a man had been healed, the religious leaders complained about their rules. They rejected the sign that pointed to Jesus.

SKIT 2: JESUS FEEDS THE FIVE THOUSAND

Characters:

- Narrator
- Jesus
- Philip
- Andrew
- Boy with Lunch
- Crowd

Props:

- Basket
- Five paper loaves
- Two paper fish
- Optional: extra baskets or paper scraps for leftovers

Narrator: A large crowd followed Jesus because they had seen the signs He was doing. After a while, the people became hungry.

Jesus: Where are we going to buy bread so these people may eat?

Philip: There are too many people! We do not have enough money to feed everyone.

Andrew: There is a boy here with five loaves of bread and two fish, but that is not enough for such a large crowd.

Boy with Lunch: Jesus can have my lunch.

Jesus: Have the people sit down.

Narrator: Jesus took the bread, gave thanks to God, and gave the food to the people.

Crowd Member 1: There is enough for me!

Crowd Member 2: And enough for me!

Crowd Member 3: I am full!

Disciple: We gathered the leftovers. There are 12 baskets left!

Crowd Member 1: This is the Prophet who was to come into the world!

Crowd Member 2: Let's make Him king!

Narrator: The people saw the miracle and knew Jesus was special, but they misunderstood. They wanted Jesus to be an earthly king. But Jesus came to save people from sin and give eternal life.

SKIT 3: JESUS WALKS ON THE WATER

Characters:

- Narrator
- Jesus
- Disciple 1
- Disciple 2
- Disciple 3
- Other Disciples

Props:

- Chairs lined up like a boat
- Blue paper or cloth for water
- Optional: students making wind sounds

Narrator: That night, the disciples got into a boat and began crossing the Sea of Galilee. It became dark. The wind started blowing, and the waves became rough.

Disciple 1: The wind is getting stronger!

Disciple 2: The waves are rough!

Disciple 3: Keep rowing!

Narrator: Then the disciples saw someone walking on the water toward them.

Disciple 1: What is that?

Disciple 2: Someone is walking on the water!

Disciple 3: I'm afraid!

Jesus: It is I. Do not be afraid.

Disciple 1: It is Jesus!

Disciple 2: Let Him into the boat!

Narrator: The disciples were willing to receive Jesus into the boat. They believed Him and were not afraid.

Disciple 3: Jesus is with us.

Narrator: This miracle showed Jesus' power over creation. The disciples had a choice to believe or be afraid, and they chose to receive Jesus.

SKIT: JESUS IS ARRESTED AND PUT ON TRIAL

Parts:

- Narrator 1 & 2 (can be combined to one narrator)
- Jesus
- Peter
- Judas
- Guard
- Servant Girl
- Pilate
- Jewish Leader

Props:

- Plastic sword

Narrator 1: Jesus was in the garden with His apostles. He already knew Judas would betray Him. Soon, Judas came with guards to arrest Jesus.

Guard: We are looking for Jesus.

Jesus: I am He.

Narrator 2: Jesus did not run away or hide. He stepped forward because He knew this was part of God's plan.

Jesus: If you are looking for Me, let these men go.

Narrator 1: Jesus protected His apostles, just as He had promised. Peter did not fully understand what was happening. He wanted to fight.

Peter: I will protect You!

Narrator 2: Peter struck the servant of the high priest with a sword.

Jesus: Put the sword away. Shall I not drink the cup the Father has given Me?

Narrator 1: Jesus was not going to win by fighting. He was going to obey God and go to the cross.

Narrator 2: While Jesus was being questioned, Peter followed nearby. A servant girl saw him.

Servant Girl: You are not one of this man's disciples too, are you?

Peter: I am not.

SKIT: JESUS IS ARRESTED AND PUT ON TRIAL (CONTINUED)

Narrator 1: Peter was afraid and denied knowing Jesus. Jesus had said Peter would deny Him three times, and in the end he did. Then the rooster crowed. Jesus' words had come true.

Narrator 2: Meanwhile, the leaders brought Jesus to Pilate, the Roman governor. They wanted Jesus to be put to death, even though He had done nothing wrong.

Pilate: What accusation do you bring against this man?

Jewish Leader: He is an evildoer.

Pilate: Then take Him yourselves and judge Him by your own law.

Jewish Leader: We are not allowed to put anyone to death.

Narrator 1: Pilate went back inside and spoke to Jesus.

Pilate: Are You the King of the Jews?

Jesus: Are you saying this on your own, or did others tell you about Me?

Pilate: I am not a Jew, am I? Your own people brought You to me. What have You done?

Jesus: My kingdom is not of this world. If My kingdom were of this world, My servants would be fighting so that I would not be handed over. But My kingdom is not from here.

Pilate: So You are a king?

Jesus: You say that I am a king. For this I was born, and for this I came into the world, to testify to the truth. Everyone who is of the truth hears My voice.

Pilate: What is truth?

Narrator 2: Pilate asked the question, but he did not wait for the answer. Jesus stayed calm, told the truth, and obeyed God, even when He was betrayed, denied, arrested, and falsely accused.

ANSWER KEYS

LESSON 1 – WORD SCRAMBLE

1. Christ – 2. Immanuel – 3. Alpha and Omega – 4. The Word – 5. I Am – 6. The Bread of Life

7. The Light of the World – 8. The Good Shepherd – 9. Prince of Peace – 10. King of Kings

LESSON 1 – FILL IN THE BLANKS (PAGE 18)

1. John
2. Ephesus
3. Believe
4. Son of God
5. Ascension
6. Word
7. Eternal

LESSON 1 – MULTIPLE CHOICE (PAGE 18)

1. About when did John write his Gospel?

C. Around AD 80

2. Why did John write his Gospel?

B. To prove that Jesus is the Christ, the Son of God

3. What does John call Jesus in John 1:1?

C. The Word

4. What does John say about the Word?

B. The Word was with God and was God

LESSON 1 - UNSCRAMBLE THE WORD (PAGE 19)

1. Word
2. Light
3. John
4. Believe
5. Grace
6. Eternal

LESSON 2 – FILL IN THE BLANKS (PAGE 24)

1. Witness
2. Jesus
3. Lamb of God
4. Andrew
5. Simon
6. Messiah
7. Nathanael

LESSON 2 – MULTIPLE CHOICE (PAGE 24)

1. What did John the Baptist say when he saw Jesus?

B. "Behold, the Lamb of God"

2. What did the two disciples do after John pointed them to Jesus?

C. They followed Jesus

3. What question did Jesus ask the two men who followed Him?

A. "What are you looking for?"

4. What did Andrew do after meeting Jesus?

B. He went to find his brother Simon

LESSON 2 – TRUE OR FALSE (PAGE 25)

True – 1. A witness tells about what they have seen or heard.

False – 2. John pointed people to Jesus.

True – 3. Andrew told Simon, "We have found the Messiah."

False – 4. Nathanael was unsure at first, but believed after meeting Jesus.

False – 5. Jesus did look like an ordinary man.

LESSON 2 – CORRECT ORDER (PAGE 25)

1. John said, "Behold, the Lamb of God."

2. The two disciples followed Jesus.

3. Andrew told Simon, "We have found the Messiah."

4. Philip told Nathanael about Jesus.

5. Nathanael said, "You are the Son of God."

6. Jesus told Nathanael he would see greater things.

LESSON 3 – FILL IN THE BLANKS (PAGE 28)

1. Signs
2. Cana
3. Wine
4. Believed
5. Temple
6. Three
7. Resurrection

LESSON 3 - MULTIPLE CHOICE (PAGE 28)

1. What is a sign?

A. Something that points to something else

2. Where did Jesus turn water into wine?

C. Cana

3. What did Jesus' first sign show?

B. That Jesus had power that only God has

LESSON 3 – MULTIPLE CHOICE (CONTINUED) (PAGE 29)

4. Why were the religious leaders upset when Jesus cleansed the Temple?

C. They questioned His authority

5. What was the greatest sign Jesus pointed to?

D. His death and resurrection

LESSON 3 – FIX THE MISTAKE

1. John called Jesus' miracles "signs."
2. Jesus turned water into wine at the wedding in Cana.
3. The disciples believed in Jesus after seeing His first sign.
4. Jesus said the Temple was His Father's house.
5. Jesus said He would raise the Temple in three days.
6. The signs of Jesus pointed people to the truth about who He is.

LESSON 4 – CRACK THE CODE

Code: Jesus was both fully man and fully God.

LESSON 4 – FILL IN THE BLANKS (PAGE 32)

1. Bethesda
2. Sabbath
3. Five, Two
4. Water
5. Bread of Life
6. Believe

LESSON 4 – CORRECT ORDER (PAGE 32)

1. Jesus healed the man who could not walk.

2. The religious leaders complained about the Sabbath.

3. The crowd became hungry.

4. Jesus fed the crowd with five loaves and two fish.

5. Jesus walked on the water toward His disciples.

6. Jesus said He is the Bread of Life.

LESSON 5 – FILL IN THE BLANKS (PAGE 40)

1. Faith
2. Sift
3. Peter
4. Brothers
5. Pharisees
6. Eternal life

LESSON 5 – TRUE OR FALSE (PAGE 40)

False – 1. Faith means trusting God because He has given us enough to believe, even when we do not understand everything.

True – 2. Some people stopped following Jesus because His teaching was difficult.

False – 3. Peter said Jesus had the words of eternal life.

False – 4. Jesus' brothers did not believe in Him at first.

False – 5. Some believed, some doubted, and some argued.

True – 6. Jesus showed justice, love and mercy when the Pharisees brought the sinful woman to Him.

LESSON 6 – FOLLOWING THE SHEPHERD'S VOICE



LESSON 6 – FILL IN THE BLANKS (PAGE 45)

1. Blind
2. Mud
3. Pharisees
4. Believe
5. Shepherd
6. Voice
7. Life

LESSON 6 – MATCHING (PAGE 45)

Blind man — Obeyed Jesus, was healed, believed, and worshiped Him

Pharisees — Refused to believe even after seeing proof

Good Shepherd — Jesus, who cares for and gives His life for His sheep

Sheep — People who listen to Jesus and follow Him

Sheepfold — A safe place for sheep

Parable — A simple story used to teach a spiritual lesson

LESSON 6 – FIX THE MISTAKE

1. Jesus healed a man who had been blind since birth.
2. The blind man was healed because of Jesus' power.
3. The Pharisees refused to believe in Jesus after they questioned the healed man.
4. Jesus said, "I am the good shepherd."
5. Jesus' sheep listen to His voice and follow Him.
6. Jesus said the Good Shepherd gives His life for the sheep.

LESSON 7 – FILL IN THE BLANKS (PAGE 52)

1. Lazarus
2. Mary, Martha
3. Three
4. Life
5. Wept
6. Believed

LESSON 7 – MULTIPLE CHOICE (PAGE 52)

1. Why did Jesus wait before going to Lazarus?

C. He wanted to show God's power and help people believe

2. What were the apostles afraid of?

B. Going back to Judea where leaders wanted to harm Jesus

3. What does resignation mean?

A. Accepting something you cannot change

4. What did Jesus do when He saw Mary crying?

C. He wept

LESSON 7 – MULTIPLE CHOICE (CONTINUED) (PAGE 53)

5. What did Jesus say to call Lazarus out of the tomb?

A. "Lazarus, come forth!"

6. What did the miracle show about Jesus?

B. He has power over death

LESSON 7 – FIX THE MISTAKE

1. Lazarus had been dead for four days when Jesus arrived.
2. Martha felt it was too late at first, but Jesus helped her have deeper faith.
3. Jesus wept because He cared about their sorrow, but He still had power over death.
4. Jesus raised Lazarus with His words.
5. After Lazarus was raised, some believed, but others refused and reported Him to the leaders.

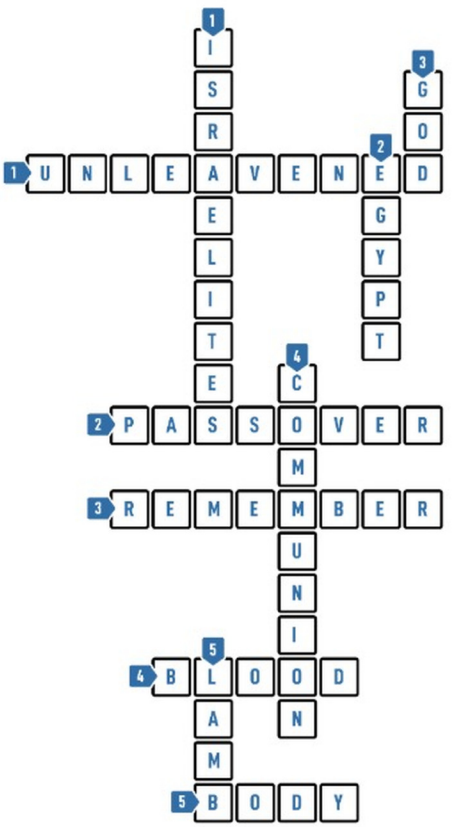

LESSON 8 – CROSSWORD

LESSON 8 – FILL IN THE BLANKS (PAGE 56)

1. Passover
2. Commemorate
3. Feet
4. Servant
5. Peter
6. Betray
7. Judas

LESSON 8 – TRUE OR FALSE (PAGE 56)

False – 1. Jesus knew He would soon die and return to the Father.

True – 2. The blood on the doorpost showed that God would pass over that house.

False – 3. No one was willing to lower himself to serve the others.

False – 4. Jesus knew Judas would betray Him and said it ahead of time.

False – 5. Judas was responsible because he chose sin instead of listening to Jesus.

LESSON 8 – MULTIPLE CHOICE (PAGE 57)

1. What does the Passover commemorate?

B. God freeing Israel from Egyptian slavery

2. What does hospitality mean?

A. Being friendly, warm, and generous to guests

3. Why was washing feet considered humble service?

B. It was a job usually done by a servant

4. What did Jesus use to show who would betray Him?

C. A piece of bread

5. What does free will mean?

B. We get to choose what we will do

LESSON 9 – FILL IN THE BLANKS (PAGE 58)

1. Love
2. Peter
3. Way
4. Father
5. Holy Spirit
6. Peace
7. Obey

LESSON 9 – MULTIPLE CHOICE (PAGE 58)

1. What did Jesus tell Peter would happen before the night was over?

C. Peter would deny Him three times

2. What did Thomas ask Jesus about?

A. How to know the way

LESSON 9 – MULTIPLE CHOICE (CONTINUED) (PAGE 59)

3. What did Jesus say to Thomas?

C. "I am the way, and the truth, and the life."

4. What kind of peace did Jesus promise?

C. Peace that comes from trusting God

5. Why would the Holy Spirit help the apostles remember Jesus' teaching?

A. So they could teach the truth to others

LESSON 10 – FILL IN THE BLANKS (PAGE 66)

1. Reject
2. Holy Spirit
3. Joy
4. Prayers
5. Shaken
6. Overcome



LESSON 10 – TRUE OR FALSE (PAGE 66)

False – 1. Jesus warned them that some people would reject them and treat them badly.
True – 2. Some people would think they were doing the right thing by hurting Jesus' followers.
False – 3. Jesus promised that the Holy Spirit would help them.
False – 4. Tribulation means having great trouble or hardship
False – 5. People are still persecuted and rejected for their faith in Jesus.

LESSON 10 – MULTIPLE CHOICE (PAGE 70)

1. Why did Jesus warn His apostles ahead of time?

A. So they would be prepared

2. Why would some people reject Jesus' followers?

A. They did not truly know God

3. Who did Jesus promise to send after He went away?

B. The Helper

4. What did Jesus say their sadness would become?

C. Joy

5. How do we often end a prayer?

B. "In Jesus' name"

6. What does tribulation mean?

LESSON 10 – FIX THE MISTAKE

1. Jesus said it was to their advantage that He went away because He would send the Helper.
2. The Holy Spirit would teach what comes from Jesus and God.
3. Jesus said God would hear their prayers.
4. Jesus said, "Take courage, I have overcome the world."

LESSON 11 – WORD SEARCH



LESSON 11 – FILL IN THE BLANKS (PAGE 73)

1. Judas
2. Peter
3. Three
4. Kingdom
5. Calm
6. Pilate

LESSON 11 – TRUE OR FALSE (PAGE 73)

False – 1. Jesus knew what was going to happen.

True – 2. Jesus stepped forward and spoke to the guards first.

False – 3. Peter denied Jesus three times.

True – 4. Jesus taught openly and had done nothing wrong.

False – 5. Pilate asked, "What is truth?" and did not wait for an answer.

LESSON 11 – MULTIPLE CHOICE (PAGE 71)

1. What did Jesus tell Peter after Peter used the sword?

C. Stop, because Jesus was choosing God's plan

2. Why did the Jewish leaders take Jesus to Pilate?

B. To have Jesus put to death

3. What kind of kingdom did Jesus say He had?

C. A kingdom not of this world

LESSON 11 – WORD UNSCRAMBLE (PAGE 71)

1. Kingdom
2. Sword
3. Peter
4. Leaders
5. Denial
6. Trial

LESSON 11 – CORRECT ORDER (PAGE 71)

1. Judas led the guards to Jesus in the Garden of Gethsemane.
2. Peter cut off a guard's ear.
3. Jesus was arrested.
4. Peter denied knowing Jesus three times.
5. The rooster crowed.
6. Pilate questioned Jesus.

LESSON 12 – FILL IN THE BLANKS (PAGE 84)

1. Purpose
2. Messiah
3. Finished
4. Spirit
5. Joseph
6. Nicodemus
7. Mary Magdalene

LESSON 12 – TRUE OR FALSE (PAGE 84)

True – 1. Everything Jesus did had a purpose.
False – 2. Jesus' death was part of God's perfect plan.
True – 3. When Jesus died, He was still in control.
True – 4. Joseph and Nicodemus showed courage by helping bury Jesus.
False – 5. They found the tomb empty and Jesus' body was gone.
False – 6. She first thought He was the gardener, but recognized Him when He said her name.
True – 7. Jesus' resurrection showed that everything He said was true.

LESSON 12 – CORRECT ORDER (PAGE 85)

1. Jesus said, "It is finished," and gave up His spirit.
2. Joseph and Nicodemus helped bury Jesus.
3. Peter and John ran to the tomb and saw it was empty.
4. Mary saw Jesus but thought He was the gardener.
5. Jesus said, "Mary," and she recognized Him.
6. Mary Magdalene told the disciples, "I have seen the Lord!"

LESSON 13 – FILL IN THE BLANKS (PAGE 90)

1. Mary Magdalene
2. Peace
3. Holy Spirit
4. Gospel
5. Thomas
6. Peter
7. Forgiven

LESSON 13 – TRUE OR FALSE (PAGE 90)

True – 1. The Bible records at least eleven appearances of Jesus after His resurrection.
False – 2. John describes four of the recorded appearances.
True – 3. The apostles were in a locked room because they were afraid.
False – 4. Thomas wanted to see proof for himself.
True – 5. Jesus said there is a special blessing for those who believe without seeing Him.
False – 6. Jesus showed Peter he was forgiven and gave him the job of caring for His people.

LESSON 13 – MULTIPLE CHOICE (PAGE 91)

1. Why were the apostles hiding in a locked room?

B. They were afraid of the people who killed Jesus

2. What did Jesus show the apostles so they would know it was really Him?

B. His scars

3. What did Jesus send the apostles out to do?

A. Continue His work

4. What did Thomas say he needed before he would believe?

C. Proof that he could see and touch

5. Where did Jesus appear to the apostles in John 21?

B. By the Sea of Galilee

6. What did Jesus tell Peter to do?

A. Feed and care for His sheep