


MARK

FOR KIDS

TEACHER'S GUIDE



DOWNLOAD OUR APP
bibletalk.tv/apps



Copyright 2025 BibleTalk.kids

All our material is licensed under the Creative Commons
Attribution-NonCommercial-ShareAlike License.
This means you can use it almost however you need.
The only thing you can't do is re-sell it.

Download it. Print it. Teach it. Share it.

MARK FOR KIDS

Mark's gospel is a rapid-fire account of Jesus' ministry focusing primarily on His many miracles. This eyewitness account presents the boldest and clearest witness of Jesus' identity as the Son of God with power!

Based on the series Mark for Beginners by Mike Mazzalongo
Adapted for children by Julia Cienfuegos

RESOURCE LINKS

MARK FOR KIDS

bibletalk.kids/mark

MARK FOR BEGINNERS

bibletalk.tv/mark

TABLE OF CONTENTS – SUNDAY LESSONS

LESSON 1: FOUNDATIONS: BIBLE, GOSPELS, CANON AND MARK	10
LESSON 2: JESUS: INTRODUCTION AND EARLY MINISTRY MARK 1:1-45	18
LESSON 3: ENCOUNTERS AND PARABLES MARK 2:1-4:29	28
LESSON 4: JESUS: LORD OF ALL MARK 4:34-5:43	36
LESSON 5: EXPANSION OF JESUS' MINISTRY MARK 6:1-56	44
LESSON 6: APOSTLES' EYES AND EARS OPENED MARK 7:31-8:35	52
LESSON 7: ADVANCED TRAINING MARK 9:1-10:45	58
LESSON 8: TRIUMPHAL ENTRY; CLEANSING OF THE TEMPLE MARK 11:1-18	68
LESSON 9: CHALLENGES MARK 11:27-12:27	76
LESSON 10: FINAL TEACHINGS & WARNINGS MARK 12:28-14:25	86
LESSON 11: BETRAYAL MARK 14:10-72	96
LESSON 12: JESUS BEFORE PILATE, CRUCIFIXION, BURIAL MARK 15:1-47	106
LESSON 13: RESURRECTION, FINAL APPEARANCE MARK 16:1-20	114
ADDITIONAL RESOURCES	122

TABLE OF CONTENTS – WEDNESDAY LESSONS

LESSON 1: FOUNDATIONS: BIBLE, GOSPELS, CANON AND MARK	16
LESSON 2: JESUS: INTRODUCTION AND EARLY MINISTRY MARK 1:1-45	24
LESSON 3: ENCOUNTERS AND PARABLES MARK 2:1-4:29	33
LESSON 4: JESUS: LORD OF ALL MARK 4:34-5:43	41
LESSON 5: EXPANSION OF JESUS' MINISTRY MARK 6:1-56	49
LESSON 6: APOSTLES' EYES AND EARS OPENED MARK 7:31-8:35	56
LESSON 7: ADVANCED TRAINING MARK 9:1-10:45	64
LESSON 8: TRIUMPHAL ENTRY; CLEANSING OF THE TEMPLE MARK 11:1-18	73
LESSON 9: CHALLENGES MARK 11:27-12:27	82
LESSON 10: FINAL TEACHINGS & WARNINGS MARK 12:28-14:25	92
LESSON 11: BETRAYAL MARK 14:10-72	102
LESSON 12: JESUS BEFORE PILATE, CRUCIFIXION, BURIAL MARK 15:1-47	111
LESSON 13: RESURRECTION, FINAL APPEARANCE MARK 16:1-20	119

TEACHING LESSON GUIDE

Welcome to *Mark for Kids*. The content for the following lessons is primarily taken from the series *Mark for Beginners* produced by Mike Mazzalongo through BibleTalk.tv.

The lessons correspond with the adult version and include a review designed for Wednesday evening Bible class. Some material from the adult version is not covered in order to give sufficient time for discussion and activities.

The target audience for this material is children between the ages of nine to twelve years old (4th-6th grade), however, it can be adapted for a wider age-range. We have created Student Workbooks with a variety of activities to help reinforce lessons. These are only suggestions. Teachers are encouraged to create activities they feel will work best for their students.

To prepare for each week's lesson, we encourage teachers to watch/read the corresponding adult lesson. These are available for free at BibleTalk.tv. Doing so will allow the teacher to have more background knowledge and understanding of the material.

While this guide does not contain classroom/bulletin board decoration ideas, we do encourage teachers to create an inviting space for their students. If possible, it is helpful to have a classroom set of Bibles. Most scripture references in this guide are taken from the NASB1995 version.

Please note, we have included teaching scripts that teachers may find helpful in presenting the lessons to their students. These are bolded throughout the Teacher Guide.

Wednesday night review quizzes include questions that can be answered either with a written answer or class discussion. Teachers should look at the quizzes (Student Workbook) before class to review the discussion questions and determine which works best for their students.

Teachers are encouraged to save many of the review games created throughout the quarter as they can be used for a final review of the material during the last lesson of the series.

MATERIALS NEEDED

Student Workbooks : One workbook (or printed copy) per student is needed.

Timeline : In *Matthew for Kids*, students created a timeline of Jesus' life. In this series, they will add a few new items. Place the *Mark for Kids* timeline pieces above or below the existing ones, using the provided placement suggestions.

PowerPoint Presentation (optional): Accompanying slides are available.

Jesus is Divine Poster:

A key part of this series is reinforcing that Jesus is Divine. The teacher should prepare the *Jesus is Divine* poster ahead of time using a poster board/paper large enough to include all the "proofs".

Attach the provided *Jesus is Divine* cutout to the center of the poster. At the end of each lesson, students will add new "proofs" to the poster. These items are found in the *Additional Resources*.

Items to have on hand for use throughout the quarter (available online in various sizes and included in the Teacher Guide):

- Old Testament Books of the Bible Poster
- New Testament Books of the Bible Poster
- Timeline Overview
- Timeline Events
- Bible Times Map



BIBLE VERSES FOR MEMORIZATION

Have students take home their *Bible Verse Memory Work* worksheets from their Student Workbooks to review between classes.

LESSONS 1-4

For even the Son of Man did not come to be served, but to serve, and to give His life a ransom for many.

– **Mark 10:45**

LESSONS 5-8

"And you shall love the Lord your God with all your heart, and with all your soul, and with all your mind, and with all your strength. The second is this, 'You shall love your neighbor as yourself.' There is no other commandment greater than these."

–**Mark 12:30-31**

LESSONS 9-13

And He said to them, "Go into all the world and preach the gospel to all creation. He who has believed and has been baptized shall be saved; but he who has disbelieved shall be condemned."

– **Mark 16:15-16**

BIBLE VERSE MEMORY GAMES

Introduce new Bible verses during lessons 1, 5, and 9. Take a few minutes at the beginning of each class to review the verse, incorporating different review games.

1. **Verse Variety Challenge** – Students take turns drawing a popsicle stick which contains a fun challenge – like saying the verse in a British accent, whispering, standing on one foot, or speaking like a robot – and recite the memory verse accordingly. Shuffle sticks each round so everyone gets a turn with different challenges.

2. **Say It with a Motion** – Assign simple motions to keywords. Repeat the verse with motions until students can say it with ease.

3. **Scavenger Hunt** – Write the verse out on strips of paper (1-3 words per strip). Place the strips around the room. Have students “hunt” for the pieces and then work together to put the verse in order. (Save these for a review game during lesson 13)

4. **Fill-in-the-blank** worksheet pages (Included in the Student Workbook).

Create a poster/chart with this quarter’s three Bible verses and the students’ names. Allow students to mark when they have completed reciting each verse from memory.

LESSON 1

FOUNDATIONS: BIBLE, GOSPELS, CANON AND MARK

ADULT LESSON 1



OBJECTIVES

Students will...

- Understand the Bible’s structure—66 books divided between the Old and New Testaments
- Know that the Bible is inspired by God, not written from human ideas
- Recognize the difference between the Old and New Testaments in reference to BC and AD
- Understand that the Gospels tell the story of Jesus’ life, death, and resurrection
- Look at what “canon” means and the standards used to compile the Bible
- Learn that Mark’s Gospel highlights Jesus as God’s Son; John Mark wrote it as Peter’s scribe
- See how God gave Mark a second chance, reminding us that God can use anyone—even those who have failed



KEY TERMS (WRITE OUT AHEAD OF CLASS FOR COPYING)

- BC—Before Christ (the time before Jesus was born)
- AD—Anno Domini, Latin for "The year of our Lord" (the time after Jesus' birth)
- Canon—To measure
- Gospel—The Good News



MAP WORK

- Rome
- Mark’s Missionary Journeys (Wed.)
- Cyprus (Wed.)



MATERIALS

- Bible for each student
- OT and NT Books of the Bible posters
- Jesus is Divine Poster/ Proof(s)
- Timeline Overview
- Bible Times Map
- Student Workbooks
- Coloring pencils, scissors, glue
- Items for Opening Activity



NOTE TO TEACHER

Write out a variety of sentences ahead of time to use for the Opening Activity (don't make them too easy).

Use of the enclosed *Timeline Overview* throughout the lesson may be helpful in introducing the idea of events occurring before Christ’s birth (BC) and after Christ’s birth (AD).

Be sure to reinforce the idea that Jesus has always existed as part of the trinity; BC and AD simply refer to the time periods that He lived on earth as a human.

CLASS TIME



1. PRAYER



2. INTRODUCE BIBLE VERSE #1

For even the Son of Man did not come to be served, but to serve, and to give His life a ransom for many.

– Mark 10:45



3. OPENING ACTIVITY: BEING A SCRIBE

Today we're going to practice being scribes. A scribe is sometimes also called a secretary. A scribe takes down the information that another person dictates (speaks).

Instructions:

- Hand out a few of the pre-written sentences to each student

Pair Up Students:

- One student will be the speaker (reading the sentence).
- The other student will be the scribe (writing down exactly what they hear).

The Speaker's Task:

- The speaker will read the sentence.
- They should read it only once, so the scribe must listen carefully!

The Scribe's Task:

- The scribe must write down exactly what they hear without asking for it to be repeated.
- Allow each students to have several rounds as both the scribe and the speaker.

Compare Notes:

- Have students read back what they wrote to see if it matches what the speaker originally said.

In today's lesson we'll learn about a man in the Bible who was a scribe.



4. LESSON



THE BIBLE'S COMPOSITION

The Bible is God's word. It is made up of 66 books and is divided into the Old Testament, 39 books, and the New Testament, 27 books. It was written by over 40 different men over the span of 1,600 years. Even though it was written by many different people over a long period of time it does not have any mistakes or teachings that go against each other.

When people say, "It was written by different men," it doesn't mean they wrote down their own ideas. They were all inspired (guided) by the Holy Spirit in what they should write. The writers of the Bible even tell us they were inspired:

All Scripture is inspired by God and profitable for teaching, for reproof, for correction, for training in righteousness;

– II Timothy 3:16



The Old Testament was all written in the BC time period, which means *before Christ*. All the stories in the Old Testament took place before Jesus was born on the earth. The time period from Jesus' birth until now is known as AD, *Anno Domini*, which is Latin for *the year of our Lord*.

Use Timeline Overview to help explain this concept.



BIBLICAL CANON

During the first century, which is when Jesus and the Apostles lived, the Bible did not look like it does nowadays. There was the Old Testament, but it was called the *Hebrew Bible*.

During the first century, the New Testament was still being written. Its books were shared as individual letters, passed from one person or church to another, this included the Gospel books – Matthew, Mark, Luke, and John.


At the right time, God, through the Holy Spirit, gave men the wisdom they needed to apply certain rules to different books in order to correctly include everything that came from God into one collection called the *Biblical Canon*.

Canon means 'to measure.' They used certain rules to *measure* whether or not a book would be included in the New Testament:

1. The book had to be written by an Apostle or someone closely associated with the Apostles.
2. It had to make sense spiritually and match what other books said.
3. It had to have been seen as inspired by the early church and be one of the writings that had been used a lot.



THE GOSPELS, MARK

 Does anyone know what the word 'Gospel' means?

Answer: Good News

The Gospels (Matthew, Mark, Luke, John) provide different perspectives on Jesus' life. They were each written with a different group of people in mind and they each focus on different parts of Jesus' ministry.



Mark is the second book and comes after Matthew. It is the shortest of the four gospel books and is believed to have been the first of the four written.

For the next few months we will be taking a closer look at the book of Mark. It was written between AD 60-70. It was written by a man named John Mark, but he was not writing about his own life. He was writing everything down for a man named Peter who was living in Rome and working with Roman Christians.

Connect this information to the Opening Activity (being a scribe).

Mark's Gospel tells the story of Jesus' life, death and resurrection from Peter's perspective.

It was written for people who were not Jewish or were not familiar with Jewish history.

The main point of the book of Mark is to prove to its readers that Jesus is Divine, or is God.



One of the ways it does this is by telling about all of the miracles that Jesus performed. Throughout the Gospels we read about 35 different miracles that Jesus did, 18 of those 35 miracles are recorded for us in the book of Mark.

Have students open their Bibles to Mark 1:1 and read together.

Do you see how Mark doesn't waste any time, he gets right to the point: Jesus is the Son of God. This is something that Mark will do throughout the whole book. He will always show how Jesus is Divine.

As we go through the book of Mark, after each new lesson we will add something new to our *Jesus is Divine* poster. This will help us learn all the ways that Jesus' life on earth proved that He is God.

Learning how Mark proves that Jesus is Divine helps us feel more confident when we share our faith with others.



5. STUDENT WORKBOOK

Have students open their Student Workbooks to their *Key Terms*, copy definition(s).

Have students open their Student Workbooks to their *Bible Times Map*.

- **Rome** – shade purple

ACTIVITY SHEETS:

EXTRA! EXTRA!

Students will pretend to be journalists writing a story for the *Good News Chronicle*.

- Write a newspaper article letting the world know about the Good News of Jesus Christ.
- Be creative and include an image with your article.

WHAT BELONGS IN THE BIBLE?

Have students cut out the individual images of books.

Read each book and compare it to what you know is true from the Bible.

Using the same rules applied to creating the *Biblical Canon*, determine if the book "belongs" or "doesn't belong" in the Bible.

Review rules or write them on the board:

1. The book had to be written by an Apostle or someone closely associated with the Apostles.
2. It had to make sense spiritually and match what other books said.
3. It had to have been seen as inspired by the early church and be one of the writings that had been used a lot.



6. REINFORCEMENT ACTIVITIES

JESUS IS DIVINE PROOF

- Mark makes the claim that Jesus is the Son of God. Mark 1:1

TIMELINE

Mark writes his gospel based on Peter's account.

*Place above *Matthew's gospel* is written



LESSON 1

FOUNDATIONS: BIBLE, GOSPELS, CANON AND MARK**CLASS TIME**

**1. PRAYER****2. BIBLE VERSE**

Have students fill out their *Bible Verse Fill-in-the-Blank* Worksheet.

**3. OPENING ACTIVITY**

Have students fill out their *Lesson 1 Review Sheet*. Go over answers and review Sunday's lesson.

**4. FOLLOW-UP QUESTIONS**

1. Why is the Bible considered God's Word even though it was written by many different people over a long period of time?
2. What is the main purpose of the book of Mark?

**5. LESSON SPOTLIGHT**

We learned in our last lesson that John Mark was the scribe for Peter.

John Mark was not one of Jesus' twelve apostles, but he played a very important role in the early church. Mark knew and worked with the apostles for over 30 years.

His life shows us that even if we make mistakes or struggle in our faith, God can still use us for great things!

**1. John Mark's Early Life (AD 30–40)**

John Mark and his mother were some of the first believers in Jesus. In 1 Peter 5:13, we learn that Mark was like a spiritual son to Peter. His home was used as a gathering place for the apostles and early Christians (Acts 12:12), which means he grew up surrounded by the leaders of the church. Some people believe that Mark was the young man who ran away when Jesus was arrested (Mark 14:51–52), suggesting he may have witnessed important moments in Jesus' life.



Discussion: What do you think it would have been like to grow up surrounded by the apostles and early Christians? How might that have helped Mark learn about Jesus?



2. John Mark's Missionary Work (AD 40-50)

As Mark got older, he had the opportunity to travel with Paul and Barnabas (his cousin) on a missionary journey to share the gospel (Acts 13:4-6a). However, at some point, Mark decided to leave the trip early and return home (Acts 13:13). This upset Paul, and later, when planning another trip, Paul refused to take Mark with him because he had abandoned the first journey (Acts 15:36-39a). This caused a disagreement between Paul and Barnabas, and they went separate ways – Barnabas took Mark with him to Cyprus, while Paul continued on his own mission.

Even though Mark had failed, Barnabas still believed in him.

Sometimes we might struggle in our faith or feel like we've let God or others down, but that doesn't mean God is done with us. He still has a plan!

 Discussion: Have you ever given up on something too soon? How do you think Mark felt when Paul didn't want him to come along on the next journey?



3. John Mark's Restoration (AD 50-70)

Over time, Mark grew in maturity and faith. Eventually, Paul changed his mind about him. In Colossians 4:10 and Philemon 1:23-24, Paul calls Mark a faithful servant and a fellow worker in Christ. Later, when Paul was in prison and nearing the end of his life, he specifically asked for Mark to come and help him (2 Timothy 4:11). This shows that Mark had proven himself and became a trusted partner in spreading the gospel.



Mark not only regained Paul's trust, but he also worked closely with Peter. Mark eventually wrote down the stories Peter told about Jesus' life, which became the Gospel of Mark (1 Peter 5:13). This means that even though Mark wasn't one of the original twelve apostles, he still played a major role in making sure Jesus' story was told accurately.

Discussion: What do you think Mark learned from his experiences? How does his story show that God gives second chances?



6. REINFORCEMENT ACTIVITIES

Have students open their Student Workbooks to their *Bible Times Map*.

- **Mark's Missionary Journeys** - Have students trace the lines
- **Cyprus** - Shade the area around the word in red

TIMELINE

John Mark goes on missionary journeys. *Place after Jesus gives the great commission.

ACTIVITY SHEETS:

JOHN MARK'S MISSION MAZE

COLORING PAGE: JOHN MARK

LESSON 2

JESUS: INTRODUCTION AND EARLY MINISTRY (MARK 1:1-45)

CORRESPONDS WITH ADULT LESSON 2



OBJECTIVES

Students will...

- Know that Mark begins his gospel by stating that Jesus is the Son of God
- Recognize John the Baptist as the messenger who prepared the way for Jesus
- Understand that Jesus was baptized to show obedience to God; the Father, Son, and Holy Spirit were all present
- Explain that Jesus was tempted in the wilderness and knows how to help us when we struggle
- Identify Jesus' first apostles: Peter, Andrew, James, and John



KEY TERMS (WRITE OUT AHEAD OF CLASS FOR COPYING)

- Divine—From or like God
- Prophecy—A message from God
- Messiah—Savior
- Repent—To be sorry for your sins and choose to turn away from them
- Baptized—Immersed in water
- Kingdom of God—The Kingdom of God on earth is the church



MAP WORK

- Jordan River
- Sea of Galilee



MATERIALS

- Bible for each student
- OT and NT Books of the Bible Poster
- Jesus is Divine Poster/ Proof(s)
- Bible Times Map
- Student Workbooks
- Coloring pencils, scissors, glue
- Cardstock (Wed. night)



NOTE TO TEACHER

The teacher should complete Wednesday night's drawing activity beforehand to have a finished example to show the students.

Both the Teacher Guide and Student Workbook include *Apostle Trading Cards*. Teachers can copy this page onto cardstock for students to color and cut, or have students color the page first, then glue it to cardstock before cutting out the cards.

CLASS TIME



1. PRAYER

2. BIBLE VERSE REVIEW

For even the Son of Man did not come to be served, but to serve, and to give His life a ransom for many.

– Mark 10:45

3. OPENING ACTIVITY

INTRODUCING SOMEONE IMPORTANT

1. Have students imagine someone very important (Parent, Politician, Celebrity).
2. Tell them their job is to introduce this person to everyone else.
3. How would they introduce them? What are the most important things people should know about them right away?
4. Take turns letting students share their ideas.

Now imagine you were introducing Jesus. What is one of the first things you would tell others about Him?



4. LESSON



Read/have students read Mark 1:1-3

Mark begins his Gospel by introducing Jesus in a way that makes it clear who He is: the Son of God. Unlike Matthew, who starts with a long genealogy (family history), Mark jumps right in, declaring Jesus' Divine identity from the very first verse.

What does 'Divine' mean?

Answer: from or like God

Mark wants everyone who reads his gospel to know that Jesus is God.

JOHN THE BAPTIST



Next, Mark introduces John the Baptist, the messenger sent by God to prepare the way for the Messiah. His coming was prophesied hundreds of years earlier.

What is a prophecy?


Answer: A message from God

 What does Messiah mean?

Answer: Savior



Mark goes on to describe John as one who lived in the wilderness, dressed in camel's hair, ate locusts and wild honey, and baptized people in the Jordan River. John's message to the people was to repent and be baptized for the forgiveness of their sins.

 What does it mean to repent?

Answer: To be sorry for your sins and choose to turn away from them.

 What does it mean to be baptized?

Answer: Being baptized means to be immersed (completely put under the water) and brought back up again. It is something a person does when they choose to follow Jesus, showing that they want their sins forgiven and want to live a new life with Him.

John's mission was to prepare hearts for Jesus. He knew his role was important, but he also recognized that Jesus was far greater.

And he was preaching, and saying, "After me One is coming who is mightier than I, and I am not fit to stoop down and untie the thong of His sandals. I baptized you with water; but He will baptize you with the Holy Spirit.

– Mark 1:7-8



John baptized with water, but Jesus would baptize with the Holy Spirit. This means that while John's baptism was a sign of repentance (or being sorry for your sins), the baptism that Jesus would bring would also include the gift of the Holy Spirit living in us.

JESUS IS BAPTIZED



Jesus came to John to be baptized, even though he had no sins. John felt unworthy, but Jesus explained that it was the right thing to do—to "fulfill all righteousness," meaning to do what is right.



After Jesus was baptized, something amazing happened: the heavens opened, the Holy Spirit descended like a dove, and God spoke from heaven, saying,

"You are My beloved Son, in You I am well-pleased."

– Mark 1:11

This is the only place in the Bible where we see all three persons of God – Father, Son, and Holy Spirit – present together in a physical way (hearing, seeing).

 Why do you think God spoke from heaven at Jesus' baptism? Why was that important?

Answer: Answer: He was letting the people know that Jesus was His Son. He was the chosen Messiah (savior).

Jesus' baptism showed all the people who had been baptized by John that they were making the right choice. His baptism was also the beginning of his public life and ministry.

TESTED IN THE WILDERNESS



Immediately after His baptism, Jesus was led into the wilderness to be tempted by Satan. For 40 days, Jesus was alone in the desert, facing hunger, evil spirits, and attacks from the devil. Satan tried to tempt Jesus to disobey God, but Jesus resisted every temptation by relying on God's Word.

 Why do you think Jesus went through these difficult tests?

Answer: So that we could know that He truly understands our struggles.

For we do not have a high priest who cannot sympathize with our weaknesses, but One who has been tempted in all things as we are, yet without sin.

– Hebrews 4:15

Because Jesus experienced temptation and hardship, we can trust Him when we face difficulties.

JESUS BEGINS HIS MINISTRY



Jesus was now beginning His public ministry—teaching the people—and His message to the people was that the Kingdom of God had arrived.

John the Baptist's message had been, "Prepare, the time is coming." But once Jesus began His ministry His message was, "The time is now."

He was the One they had been waiting for. He was the One Who was going to save them.

 What is the Kingdom of God? Does it still exist today?

Answer: The Kingdom of God on earth is the church. Yes, it still exists today and if you are in the church, you are a part of the Kingdom of God!

Read/have students read Mark 1:14-15

Not everyone was happy with the message John was sharing. Around this time, he was arrested and put in prison because there were certain rulers who were angry with him.

JESUS CALLS PETER



Also during this time, Jesus called His first apostles.

Remember from our first lesson, we said the book of Mark was John Mark writing down things for Peter. Here, Peter shares his memories of being called – along with some others – to become an apostle.

Read/have students read Mark 1:16-20



Simon, Andrew, James and John were the first four men called by Jesus to become Apostles. Wait a minute! I didn't hear the name Peter! That's because Simon is the birth name given to Peter. And Peter is the Greek form of the nickname Jesus gave him, which was Cephas.

Peter means “small stone”.

It might seem confusing, but it is kind of like nowadays when someone is called by their middle name or nickname. Just remember that Peter was also known as Simon and Cephas.

Jesus could have called other men to follow Him had these men not been prepared. Thankfully for Peter, Andrew, James and John they were prepared to follow when they were called.



Jesus told them He would make them "fishers of men." Instead of catching fish, they would be “catching” people, meaning they would help bring people to God.

Let's think about our own lives today. Are we ready to be called by Jesus to do something for the Kingdom? What are some ways we can prepare ourselves?

Answer: Will vary. Read our Bibles, obey God, ask God to show us what He wants us to do, come to church, talk to our friends about Jesus.

5. STUDENT WORKBOOK

Have students open their Student Workbooks to their *Key Terms*, copy definition(s).

Have students open their Student Workbooks to their *Bible Times Map*.

- **Jordan River** – Shade in blue
- **Sea of Galilee** – Shade in blue

ACTIVITY SHEET: MY NAME IN GREEK

6. REINFORCEMENT ACTIVITIES

JESUS IS DIVINE PROOF

- Jesus is the One everyone was waiting for, our Savior (Mark 1:14-15).

TIMELINE

- Jesus calls Peter

* Place above *Jesus calls His 12 Apostles*

GAME: CATCHING FISH

Materials:

- Paper fish (about 10–20)
- 2 baskets or buckets
- Tape to mark start and finish lines

Setup:

Scatter the paper fish across the opposite side of the room. Place a basket at the starting line for each team.

How to Play:

1. Divide the class into two teams.
2. When the teacher says “Follow Me!”, the first player from each team runs to the fish area.
3. Each player picks up **one fish** and runs back, placing it in their team’s basket.
4. Before the next player goes, the returning player must tag them and say, “Come follow Jesus!”
5. Continue until all fish have been collected or time is up.
6. The team with the most fish wins.

Explain that just like the disciples followed Jesus and invited others to follow Him, we can also encourage people to know Jesus.



LESSON 2

JESUS: INTRODUCTION AND EARLY MINISTRY (MARK 1:1-45)**CLASS TIME**

**1. PRAYER****2. BIBLE VERSE**

Play a Bible Verse Memory Review Game.

**3. OPENING ACTIVITY**

Have students fill out their *Lesson 2 Review Sheet*. Go over answers and review Sunday's lesson.

**4. FOLLOW-UP QUESTIONS**

1. Why do you think John the Baptist said Jesus was mightier than him, and why is it important for us to know that Jesus is God?
2. Jesus called His disciples to be "fishers of men." How can we help bring people to God in our own lives today?

**5. LESSON SPOTLIGHT**

Read or have students read Mark 1:21-22

Jesus spoke with power and authority and helped to prove His identity with miracles.

What is a miracle?

Answer: An amazing event which shows Divine power

How did performing miracles show Jesus' Divine power and authority (Power and authority from God)?

Answer: Because Jesus is God He has Divine power (power like God) and can do things that an ordinary man could never do. Performing miracles helped show the people that He had the right—the authority—to say the things He was saying, because He is God.



Let's take a look at some miracles in this part of Mark's gospel:

Read to class Mark 1:23-28

An unclean spirit is a demon. Jesus told it to be quiet because He did not want to confuse the people about who He was. He is not the leader of the demons.

The people were all amazed, just like when they heard His teaching. They were amazed because He taught with power and now He had defeated a demon with only a command.

Have students open their Bibles, assign verses and read Mark 1:40-45



Leprosy was a miserable disease. Lepers were not allowed in the temple and had to live away from people.

This leper had great faith in Jesus' power and came to Jesus to be healed. Jesus touched him (which was not allowed) and the man was healed.

Jesus told him to go have his healing confirmed by the priests, so that he would be allowed back around people and into the temple. The man was so excited that instead he ran and told the people of the city.

These miracles and others helped to establish Jesus as One who had power and authority and people started to come to Him to hear Him teach and for His ability to perform miracles.

? Do you think Jesus had to touch the leper in order to heal him? Why does the Bible say He did so?

Answer: No. To show compassion

? What does it mean to have compassion?

Answer: Showing kindness and care for others

? Can you think of any ways we can be like Jesus and show compassion to others?

Answer: Will vary.

JESUS CHOOSES HIS APOSTLES



Read or have students read Mark 3:13-19

The 12 Apostles were to be His special helpers. He chose them so they could be with Him, learn from Him, and then go out to tell others about God's kingdom. Jesus also gave them power to heal and cast out demons.



These twelve weren't famous or important by the world's standards – they were regular people like fishermen and a tax collector. But Jesus chose them because He had a special purpose for their lives.

Just like the Apostles, Jesus calls us to follow Him, spend time with Him, and share His love with others.



6. REINFORCEMENT ACTIVITIES

JESUS IS DIVINE PROOF

Teaches and performs miracles with power and authority. Mark 1:22

APOSTLE CROSSWORD PUZZLE

THE BOOKS OF THE BIBLE

If your students are familiar with the books of the Bible, use the *Books of the Bible* cards (Additional Resources) to create a review game.

If your students are not familiar with the books of the Bible, work together as a class to place the cards in the correct order under the correct Old Testament or New Testament heading (use the OT & NT posters if needed).

LESSON 3 ENCOUNTERS AND PARABLES (MARK 2:1-4:29)

CORRESPONDS WITH ADULT LESSON 3



OBJECTIVES

Students will...

- Understand that Jesus' miracles amazed many people but also caused opposition
- Identify the Pharisees as leaders who opposed Jesus' teaching and actions
- Explain that Jesus showed God's power by forgiving sins, healing, and casting out demons
- Recognize that Jesus obeyed God's will even when people didn't understand Him
- Understand that Jesus said His true family are those who obey God
- Define a parable as a story that uses everyday objects to teach about God's kingdom



KEY TERMS (WRITE OUT AHEAD OF CLASS FOR COPYING)

- Oppose—To disagree with someone or try to stop what they are doing
- Parable—To lay beside; to compare
- Blasphemy (Wed.)—Speaking disrespectfully towards God
- Immoral (Wed.)—Going against God's rules



MAP WORK

- Capernaum (Wed.)



MATERIALS

- Bible for each student
- OT and NT books of the Bible posters
- Jesus is Divine Poster/ Proof(s)
- Bible Times Map
- Student Workbooks
- Coloring pencils, scissors, glue
- Fruit of the Spirit game items
- String, tape (Wed.)



NOTE TO TEACHER

There is no note to teacher for this lesson.



CLASS TIME



1. PRAYER



2. BIBLE VERSE REVIEW

For even the Son of Man did not come to be served, but to serve, and to give His life a ransom for many.

– Mark 10:45



3. OPENING ACTIVITY: HIDDEN OBJECTS

Materials:

- A few mystery objects hidden in bags or boxes (e.g. a flashlight, a seed packet, a small plant, etc.)
- Index cards with clues written about each object
- (Optional) A timer for excitement

How to Play:

1. Show the kids a mystery bag or box but don't open it yet.
2. Read 2 – 3 simple clues aloud about what's inside (for example, for a flashlight: "I'm not the sun, but I shine bright. You need me when it's dark at night.")
3. Let them guess what the object might be.
4. Once they guess it, open the bag and show them the item.

These mystery objects had clues to help us figure them out. Jesus often taught using stories called *parables*. They sounded like regular stories, but they actually had special meanings (clues) about God's kingdom.



4. LESSON

In our last lesson we learned about John the Baptist, Jesus being baptized and tested, and how Jesus began His ministry by teaching that the Kingdom of God had come.

NEGATIVE ENCOUNTERS



When Jesus began His public ministry the people were amazed at His teaching and His miracles, but not everyone was happy. There were some who began to oppose Him.

? What does it mean to oppose someone?

Answer: To disagree with someone or try to stop what they are doing



Some religious leaders called Pharisees were upset because Jesus forgave sins, healed people, and didn't always follow their strict religious rules. The Pharisees were known for adding extra rules to God's laws and expecting everyone to obey them.



Jesus showed them that He had God's power, because He was God's Son – He could forgive sins, heal the sick, and even tell demons to leave people.



He didn't come to the earth to be popular or follow the traditions that people had added to God's laws – He came to help those who were hurting and to teach the truth about God.



Even when people said He was doing wrong – or when His own family didn't understand what He was doing – Jesus stayed focused on doing God's will.

He said His true family is made up of those who follow God, not just the people related to Him.

Through all these encounters, we learn that following God means doing what's right according to Him, even when others don't understand.

PARABLES



Jesus did not let negative encounters stop Him from teaching others. However, He sometimes taught in a unique way so that those who were opposing Him would not be able to understand what He was teaching.

He did this through parables – short stories that had hidden clues about how the kingdom of God works. He told these stories so that His followers would understand, but those who didn't really believe wouldn't get it.

The word 'parable' means 'to compare' – Jesus used things from everyday life, like seeds or lamps, to compare things about God's kingdom.

Let's read some of the parables Jesus told:

1. Have students open their Bibles, assign verses and read Mark 4:1-9

THE PARABLE OF THE SOWER AND THE SEED



Jesus told this parable to show how different people grow in the Kingdom of God. The seed is the Word of God/gospel. Some will hear the gospel but keep on sinning; some will hear the gospel but will be too busy with things in the world – sports, work, different activities – to grow in their faith; some will hear and obey and grow in their faith.

Jesus said that those who hear the word and accept it will bear fruit (Mark 4:20).

 What 'fruit' is Jesus talking about?

Answer: He's talking about the Fruit of the Spirit:

But the fruit of the Spirit is love, joy, peace, patience, kindness, goodness, faithfulness, gentleness, self-control;
– Galatians 5:22-23a

2. Read/have students read Mark 4:21-22

THE PARABLE OF THE LAMP



The world is a dark place because many people don't follow Jesus. But God's kingdom is a kingdom of light. Our actions, when we do what God wants us to do, are what produce the light that the world needs.

3. Read/have students read Mark 4:26-29

THE PARABLE OF THE SEED (NORMAL GROWTH IN THE KINGDOM)



This parable also talks about seed, which represents the Word of God. Once it is planted in the heart and grows within us, it will begin to produce spiritual fruit: love, joy, peace, patience, kindness, goodness, faithfulness, gentleness, self-control.

A person cannot produce the fruit of the Spirit on their own. God's Word is what produces those characteristics within us.



5. STUDENT WORKBOOK

Have students open their Student Workbooks to their *Key Terms*, copy definition(s).

Jesus told stories called parables which had hidden meanings. Let's see if you can find the hidden objects in this picture.

ACTIVITY SHEET: HIDDEN OBJECTS



6. REINFORCEMENT ACTIVITIES

JESUS IS DIVINE PROOF

Jesus has Divine knowledge about the Kingdom of God. Mark 4:1-9; Mark 4:21-22;
Mark 4:26-29

GAME:

FRUIT OF THE SPIRIT RACE

Materials:

- 2 sets of the *Fruit of the Spirit* (Additional Resources)
- 2 "trees"
- 2 trash bins / boxes labeled "Bad Fruit"
- Tape

Setup:

1. Before class, cut out two sets of the *Fruit of the Spirit*.
2. Create two piles with the *Fruit* placed face down on the ground on the opposite side of the room from where the teams will start.
3. Create simple "trees" from paper or drawn on a board.
4. Place one trash bin and tape by each team.

How to Play:

1. Divide the class into two teams
2. When the teacher says "Go!", one player from each team runs to their team's respective area and picks up **one fruit** and runs back.
3. Teams must then decide if the *Fruit* is "good" (Fruit of the Spirit) or "bad" (not Fruit of the Spirit).
4. If the fruit is good, the player will tape it to their team's tree. If the fruit is "bad", the student will discard it in the trash bin and tag the next player to go.
5. Play continues until all fruit has been gathered and all nine *Fruit of the Spirit* are attached to the tree.
6. The team that finishes first, with all correct fruit, wins.



LESSON 3

ENCOUNTERS AND PARABLES (MARK 2:1-4:29)**CLASS TIME**

**1. PRAYER****2. BIBLE VERSE**

Play a Bible Verse Memory Review Game.

**3. OPENING ACTIVITY**

Have students fill out their *Lesson 3 Review Sheet*. Go over answers and review Sunday's lesson.

**4. FOLLOW-UP QUESTIONS**

1. Have you ever been accused of something that was not true?
2. How did you respond?

**5. LESSON SPOTLIGHT**

On Sunday we talked about Jesus sometimes having difficult encounters with people. They accused Him of all kinds of things that weren't true.

Mark's gospel talks about some of these encounters. We're going to look through them and see if we can figure out what Jesus was being accused of and how He responded.

**1. Jesus Forgives and Heals a Paralyzed Man**

Read/have students read Mark 2:1-12.



What were the religious leaders, Scribes, accusing Jesus of?

Answer: Blasphemy, which means speaking disrespectfully towards God



What did Jesus do that caused them to say this?

Answer: Told the man his sins were forgiven.

They knew that only God could forgive sins. They did not accept Jesus as God.

 **How did Jesus respond?**

Answer: He told them that He was God



2. Jesus Calls Levi (Matthew) and Eats with Sinners

Read/have students read Mark 2:13-17.

 **What were the religious leaders, Scribes, accusing Jesus of?**

Answer: Being immoral by spending time with sinners

Being immoral means going against God's rules.

 **What did Jesus do that caused them to say this?**

Answer: He was spending time and eating with people that they considered to be sinners.

Everyone is a sinner. Even the religious leaders were sinners.

 **How did Jesus respond?**

Answer: He answered by saying that He came to minister to sinners—to take care of their needs. He was not saying their immoral behavior was okay. But He needed to be with them in order to share the gospel with them.



3. Jesus Heals on the Sabbath

Read/have students read Mark 3:1-6.

 **What were the religious leaders, Pharisees, accusing Jesus of?**

Answer: Disobeying laws in their religion, working on the Sabbath day

The Pharisees were religious leaders who created a lot of new rules to go along with God's laws.

 **What did Jesus do that caused them to say this?**

Answer: He healed a man on the Sabbath, which was supposed to be a day of rest and worship. But the Pharisees had invented rules that said you couldn't do any kind of work on this day.

 **How did Jesus respond?**

Answer: He asked them if it is ever wrong to do good? He was showing them that doing God's work (healing) was always more important than keeping man-made laws.

6. STUDENT WORKBOOK

Have students open their Student Workbooks to their *Bible Times Map*.

- **Capernaum** – Shade around the word in green

7. REINFORCEMENT ACTIVITIES

JESUS IS DIVINE PROOF

Power to forgive sins, heal, cast out demons. Mark 2:1-12; Mark 3:1-6

MAN LOWERED THROUGH ROOF

SCENARIOS: REACTING TO NEGATIVE ENCOUNTERS

Directions:

- Divide students into pairs.
- Each pair creates a short skit showing a negative encounter.
- Pairs act out the skit twice: first with a negative reaction, then again with a response that reflects how Jesus would want us to respond.

LESSON 4 JESUS: LORD OF ALL (MARK 4:34-5:43)

CORRESPONDS WITH ADULT LESSON 4



OBJECTIVES

Students will...

- Recognize that some people believed in Jesus while others rejected Him
- Give examples of how Jesus is Lord over all—nature, sickness, evil spirits, and even death
- See that Jesus cared for people who felt hopeless, giving them healing and peace
- Know that nothing is too big or small for Jesus to handle
- Remember to go to Jesus in prayer, trusting His power and love



KEY TERMS (WRITE OUT AHEAD OF CLASS FOR COPYING)

This lesson does not have any key terms.



MAP WORK

- Lake Tiberias (Sea of Tiberias)
- Region of the Geransenes



MATERIALS

- Bible for each student
- OT and NT books of the Bible posters
- Jesus is Divine Poster/ Proof(s)
- Bible Times Map
- Student Workbooks
- Coloring pencils, scissors, glue



NOTE TO TEACHER

Plan ahead for Wednesday night's skit.



CLASS TIME



1. PRAYER



2. BIBLE VERSE

This is the last week for this verse.

For even the Son of Man did not come to be served, but to serve, and to give His life a ransom for many.

Mark 10:45



3. OPENING ACTIVITY

HOPELESS OR HOPEFUL?

Materials Needed:

- Small slips of paper
- Two labeled containers (or headings on the board): “Hopeless” and “Hopeful”

Instructions:

1. Before class, prepare 8 – 10 simple scenarios – some that feel *hopeless* and some that are *hopeful*. Examples:
 - “A boat stuck in a big storm” (Hopeless)
 - “Finding a lost puppy” (Hopeful)
 - “Someone really sick with no medicine” (Hopeless)
 - “Getting help from a friend” (Hopeful)

Read each scenario aloud and ask students to decide:

Does this feel hopeless or hopeful?

Place the slip into the correct container (or tape it under the correct heading on the board).

Today we’ll see how even the most hopeless situations – storms, sickness, demons, and even death – are not too big for Jesus, because He is Lord over everything. He gives people hope when it feels like there is none.



4. LESSON

In our study of Mark's gospel, we've seen that Jesus is using His teaching and miracles to show people who He really is. He is Divine – He is from God and is God. Some people believed what He said and others didn't believe Him. They argued with Him and accused Him of things that weren't true. So Jesus began teaching with parables. This helped Him share truths with those who believed, while avoiding constant arguments with those who refused to believe.

Today we're going to look at Jesus' interactions with different groups of people who witnessed His power and responded with belief.

He helped these people with their situations which seemed hopeless to them, but were not hopeless to Jesus because He truly is Lord over everything.


LORD OVER NATURE



Read/have students read Mark 4:35-41

Jesus had been teaching and performing miracles and decided that He and His apostles were going to go across Lake Tiberias (also called the Sea of Galilee) to the other side. He was tired and fell asleep. A storm then came upon them and all the Apostles were frightened. They woke up Jesus – not to ask for help but to warn Him about the storm. They felt hopeless and thought they were going to die!

In a moment, with only a few words, Jesus calmed the storm which left the Apostles astonished. They knew that only God can control the weather.

 If only God can control the weather, what do you think the Apostles began to believe about Jesus?

Answer: That Jesus is God, which also makes Him Lord over nature

LORD OVER THE SPIRIT WORLD



Read Mark 5:1-13

Jesus helped a man who was filled with many unclean spirits (demons). This man had been possessed for many years. No one in the town was able to help him. It seemed like a hopeless situation. Jesus spoke to the demons to show the man and the Apostles that He understood what was happening – and that He was not afraid.

Jesus sent the demons into a nearby herd of pigs that ended up rushing towards a steep bank into the sea. The man was then at peace and able to return to town and tell all the people about his experience – how Jesus had saved him.

Jesus could control nature – the wind and storms. And He could control demons. Those are big, scary things! But He also helped people with smaller, everyday things – like illness.

LORD OVER ILLNESS



If we continue reading in Mark we see a story of a man, a synagogue official, who came to Jesus feeling hopeless because his little daughter was very sick. As Jesus was going with the man to see his daughter, we read about a woman who had been sick for many years and felt hopeless but knew that if she could only touch Jesus' cloak as He passed by, then she would be healed.

After the woman touched His cloak, Jesus turned to the woman and said, "Daughter, your faith has made you well; go in peace and be healed of your affliction."

Jesus was able to heal the woman because He is the Lord over illness.

Let's read together the story of the Synagogue official and see how Jesus is Lord over every situation, no matter how hopeless it may seem.

LORD OVER DEATH



Read/have students read Mark 5:35-43

Jesus brought the little girl back to life!



In all of these stories we see people that are hopeless before they come into contact with Jesus. But Jesus, because He loves us all so much, rescues these people and gives them back their hope.

These stories included in the gospel of Mark demonstrate that Jesus is Lord over nature, Lord over the spirit world, Lord over illness, and Lord over death.



? If Jesus is Lord over all these things, then is there anything in our lives that He is not able to deal with? When we are afraid or nervous, what should we do?

Answer: Go to Jesus in prayer. Go to the Lord Who is over EVERYTHING!

5. STUDENT WORKBOOK

Have students open their Student Workbooks to their *Bible Times Map*.

- **Lake Tiberias** (Sea of Tiberias/Sea of Galilee) – Add dark blue dots
- **Region of the Geransenes** (eastern bank of Sea of Galilee/Lake Tiberias) – Shade yellow

ACTIVITY SHEET:

DECODE THE MESSAGE

6. REINFORCEMENT ACTIVITIES

JESUS IS DIVINE PROOF

Jesus is Lord over ALL: Nature, Spirit World, Illness, Death. Mark 4:35-41; 5:1-13; 5:25-43

SKIT:

JESUS RAISES JAIRUS'S DAUGHTER



LESSON 4

JESUS: LORD OF ALL (MARK 4:34-5:43)**1. PRAYER****2. BIBLE VERSE**

Play a Bible Verse Memory Review Game

3. OPENING ACTIVITY

Have students fill out their *Lesson 4 Review Sheet*. Go over answers and review Sunday's lesson.

**4. FOLLOW-UP QUESTIONS**

1. When the storm scared the apostles, why did Jesus calming the wind and waves help them understand who He really is?
2. The woman believed touching Jesus' cloak would heal her. What does that show us about her faith, even before Jesus spoke to her?

**5. LESSON SPOTLIGHT**

Sunday's lesson was full of examples of people who went from being hopeless to filled with hope after Jesus came into their lives.

Today, I want us to look more at this idea of 'hope'.

We use the word 'hope' in a number of different ways: I hope I do good on my test; I hope I get the toy I want for Christmas, etc. Sometimes we say these things not really expecting them to happen.



But the hope found in Jesus is different. The English word 'hope' in the New Testament comes from the Greek word, shown below, pronounced (elpis) which means 'confident expectation'.

ἐλπίς



The hope that we have in Jesus is something we can fully depend on. If our life is in His hands we can be completely confident that He will take care of us. Not maybe, not 'cross your fingers', but fully and without any doubts.



"But honor Christ as Lord in your hearts. Always be ready to explain to others why you have hope, but do it gently and respectfully."

– I Peter 3:15 (paraphrased)



Peter tells us:

Honor Jesus in your heart: Love Him and put Him first.

Be ready to explain your hope: Sometimes people will ask why you believe in Jesus or why you're happy even when things are hard.

Do it gently and respectfully: You don't have to argue or be mean – just share your hope in a kind way.



This verse teaches that as Christians, we should always be prepared to talk about Jesus and why He gives us hope. But it's not about winning an argument – it's about showing love, respect, and calmness while sharing the good news. People notice how we act just as much as what we say.



6. REINFORCEMENT ACTIVITIES

ACTIVITY SHEET:

OFFERING HOPE

LESSON 5 EXPANSION OF JESUS' MINISTRY (MARK 6:1-56)

CORRESPONDS WITH ADULT LESSON 4



OBJECTIVES

Students will...

- Recall that some people, even in Jesus' hometown, did not believe in Him
- Explain that Jesus sent His Apostles in pairs to teach, heal, and trust God for their needs
- Summarize the Feeding of the 5,000 as a miracle showing Jesus cares for both physical and spiritual needs
- Describe how Jesus walked on water and helped His disciples trust Him even when afraid
- Apply the lesson that Jesus provides for all our needs and is always with us, even in fear



KEY TERMS (WRITE OUT AHEAD OF CLASS FOR COPYING)

This lesson does not have any key terms.



MAP WORK

- Nazareth



MATERIALS

- Bible for each student
- OT and NT books of the Bible posters
- Jesus is Divine Poster/ Proof(s)
- Bible Times Map
- Student Workbooks
- Coloring pencils, scissors, glue
- Items for the Multiplying activity
- Items for 'Float/No Float' (Wed.)



NOTE TO TEACHER

Items needed for Wed. night Opening Activity: 1 bucket/tub for water, a variety of items that will both float and not float, towels.



CLASS TIME



1. PRAYER



2. INTRODUCE BIBLE VERSE

"And you shall love the Lord your God with all your heart, and with all your soul, and with all your mind, and with all your strength. The second is this, 'You shall love your neighbor as yourself.' There is no other commandment greater than these."

Mark 12:30-31



3. OPENING ACTIVITY

HOMETOWN HERO STORY

Hector had always dreamed of becoming a singer, but growing up in a small town where opportunities were limited, he never thought his dream would come true. However, with determination and hard work, he finally got his big break when he won a national singing contest.

Excited to share his success with his hometown, Hector returned to a hero's welcome. The entire town came out to celebrate his victory, throwing a parade in his honor. Hector was overwhelmed with gratitude as he walked down the street, greeted by cheering fans and well-wishers.

The mayor declared it "Hector Day" in the town, and a special ceremony was held in his honor at the town square. Hector was presented with a key to the city and a plaque recognizing his talent and achievement. But the most touching moment came when the mayor announced that a street in the town would be named after Hector, ensuring that his legacy would live on for generations to come.

Hector felt overwhelmed as he looked out at the crowd of supporters who had always believed in him. It was a moment he would never forget. With his new street sign proudly displaying his name, Hector knew that he truly had come home.

Imagine someone from your town wins a big singing contest. There's a parade, a special day named after them, and even a street sign! Everyone's proud because they're 'one of us.' Now imagine how proud people must have been of Jesus – after all His amazing miracles and teachings!

Let's read and find out how they felt:



4. LESSON

HOMETOWN MINISTRY



Read/have students read Mark 6:1-6

Well, that was not what I expected. It doesn't sound like they were too sure or excited about Jesus. They had a hard time believing that someone from their hometown could really do all these miracles and teach the things Jesus taught. He certainly wasn't seen as a *hero*. Sadly for them, their disbelief caused Jesus to not perform many miracles in His hometown.



The fact that the people of His hometown did not believe what He was teaching did not slow Jesus down, however. He didn't let rejection stop Him. He knew there were many others who needed to hear the truth. He had a lot of work to accomplish so He sent His Apostles out in pairs to continue spreading the gospel message.



He gave them the ability to do miracles and told them to go out and preach. He instructed them not to bring any food or money on their journey. Jesus wanted them to learn to fully rely on Him for all their needs.



JESUS FEEDS 5,000

Jesus, Himself, continued to teach the people and perform miracles. On one occasion over 5,000 people were following Him and listening to Him teach.

Read/have students read Mark 6:33-44


In the verses we just read we see how Jesus had compassion on these people. The Apostles wanted to send them away, but Jesus told them to find some food. They came back with five loaves of bread and two fish. After looking up to heaven and blessing the food Jesus broke the bread and divided up the fish and miraculously there was enough for all the people. There was so much that afterwards the Apostles collected 12 baskets of leftovers!



This story shows us that Jesus took care of the people in two different ways. As humans we have both physical needs and spiritual needs.

 What are some physical needs that humans have?

Answer: food, water, clothes, shelter, etc.

 Because each person has a soul, we also have spiritual needs. What are some spiritual needs that humans have?

Answer: A relationship with God, peace, hope, etc.



JESUS WALKS ON WATER

Another important need that everyone has in common is to feel safe.

Has there ever been a time when you were scared?

Let's read about another supernatural event that happened which scared the Apostles.

Read/have students read Mark 6:45-52

Later that night when the Apostles were in a boat rowing across to the other shore they saw what they thought was a ghost walking on the water and they were terrified! As Jesus approached them He said, "Take courage; it is I, do not be afraid." And Jesus got into the boat with them.

Mark tells us that even though they witnessed Jesus using His miraculous powers over and over, and had heard His teachings, the Apostles still did not understand what all these things really meant. They didn't yet understand that He was not just a man with special abilities to perform miracles, He is the Divine Son of God. But they were slowly getting closer to understanding this.

We can apply this lesson to our own lives. When we're afraid of a situation, we should pray to God and imagine Him telling us, "Take courage...do not be afraid."



Sometimes it might feel like the things that happened in the Bible happened so long ago that they don't really apply to our lives today. But just like the Apostles needed to learn the lesson that Jesus would provide for all their needs. We also need to remember this and always rely on God/Jesus to take care of all our needs.



5. STUDENT WORKBOOK

Have students open their Student Workbooks to their *Bible Times Map*.

- **Nazareth** - Shade the area around the word in purple

ACTIVITY SHEETS:

JESUS TAKES CARE OF MY NEEDS

We're going to try a math activity and see how many fish and loaves combinations you can come up with.

FIVE LOAVES & TWO FISH



6. REINFORCEMENT ACTIVITIES

JESUS IS DIVINE PROOF

- Jesus possesses supernatural powers. Mark 6:33-44; Mark 6:45-52



LESSON 5

EXPANSION OF JESUS' MINISTRY (MARK 6:1-56)**CLASS TIME**

**1. PRAYER****2. BIBLE VERSE**

Have students fill out their *Bible Verse Fill-in-the-blank* Worksheet.

**3. OPENING ACTIVITY**

Have students fill out their *Lesson 3 Review Sheet*. Go over answers and review Sunday's lesson.


**4. FOLLOW-UP QUESTIONS**

1. Why do you think some people had a hard time believing in Jesus, even when they saw miracles – and what can we learn from their example?
2. When you feel scared or unsure, what's one way you can remind yourself to trust Jesus to take care of your needs, just like He took care of the Apostles?

**5. LESSON SPOTLIGHT**

Activity: "Float or Not Float" – Lay a tub of water over a towel to avoid wetting the floor or the tub slipping. Have additional towels on hand so the students can dry their feet. Go through the different items brought to class and have the students vote before placing them in the water – will they float or not float? Ask if anyone has ever tried to 'walk on water'. If able and willing have students stand in the water to see if they will float? Dry feet and return to the table.

Discuss with students that probably no one really thought they could float but it was funny to try.

-  Well, I think it's safe to say that no human can walk on water. So how was Jesus able to do so?

Answer: He is God.

? Does anyone remember any other amazing miracles that Jesus performed that we have talked about?

Answer: Will vary. Feeding the 5,000, casting out demons, raising little girl from the dead, etc.

Looking back on different stories in the Bible it may feel strange or frustrating to us that people of Jesus' time saw miracles and heard His teachings but still did not believe Him.

SPEAKING THE TRUTH

Has anyone ever been in a situation where you were telling the truth but others did not believe you?

We can't always control how other people will react to what we're saying, but we can have the type of character that makes it easier for people to believe us.

Read/have students read Matthew 5:37; James 5:12.

Jesus teaches us to be honest all the time. We should say "yes" when we mean yes and "no" when we mean no. God wants us to tell the truth without making promises or swearing to prove it. When we are truthful and trustworthy, people know they can believe what we say.

DISCUSSION

How do you think you would have reacted to witnessing the miracles?

Do you think you would have understood who Jesus was faster than the Apostles did?

Are there things nowadays that show God working in your life?



6. REINFORCEMENT ACTIVITIES

ACTIVITY SHEET:

MIRACLE WORD SEARCH

GAME:

OLD TESTAMENT OR NEW TESTAMENT

Directions:

1. Divide the students into two teams.
2. Places *Books of the Bible* cards face down.
3. Flip over a card.
4. A student from Team 1 has 3 seconds to say whether the book is from the Old Testament or the New Testament.
5. If Team 1 answers correctly, they earn 1 point.
6. If Team 1 answers incorrectly, Team 2 gets a chance to steal the point by answering correctly.
7. Teams take turns sending a student to answer.
8. Continue until all cards have been used or time runs out.
9. The team with the most points at the end wins.

LESSON 6 APOSTLES' EYES AND EARS OPENED (MARK 7:31-8:35)

CORRESPONDS WITH ADULT LESSON 5



OBJECTIVES

Students will...

- Understand that Jesus did miracles to show He is God's Son
- See that His miracles helped the Apostles understand God's truth
- Know that Jesus taught who He is and that He would die and raise to life again
- Understand that Jesus corrected His Apostles when they were thinking in the wrong way
- Tell what Peter said about Jesus being the Messiah and how he didn't fully understand at first
- Learn that following Jesus might be hard sometimes, but trusting Him leads to eternal life



KEY TERMS (WRITE OUT AHEAD OF CLASS FOR COPYING)

- Rebuke—To say someone is wrong in a strong way



MAP WORK

- Tyre & Sidon
- Bethsaida



MATERIALS

- Bible for each student
- OT and NT books of the Bible posters
- Jesus is Divine Poster/ Proof(s)
- Bible Times Map
- Student Workbooks
- Coloring pencils, scissors, glue
- Items for Opening Activity



NOTE TO TEACHER

Set up "course" for Opening Activity before class.



CLASS TIME



1. PRAYER



2. BIBLE VERSE REVIEW

"And you shall love the Lord your God with all your heart, and with all your soul, and with all your mind, and with all your strength. The second is this, 'You shall love your neighbor as yourself.' There is no other commandment greater than these."

– Mark 12:30-31



3. OPENING ACTIVITY

USING OUR SENSES

MUTE – "No-Voice Challenge". Tell students that for this game, no one is allowed to use their voice. They must find some way to communicate to figure out each other's birth month and then line up in birth month order (Jan.- Dec.).

DEAF – "What Did You Say?" Pair up students and have them take turns. One student covers their ears while the other student silently mouths words/phrases. The student whose ears are covered tries to read their lips. OR All students cover their ears and the teacher silently mouths something and the students take turns guessing what the teacher said.

BLIND – "Follow My Voice" Have students take turns directing another student who is blindfolded/has their eyes closed across the classroom with a few obstacles in their way. (It may be necessary for the teacher to walk alongside the blindfolded student in order to avoid any accident/injury.)



4. LESSON



We have learned about many miracles Jesus performed. He did not perform miracles to show off, He did them to help support His teaching and to prove that He is the Divine Son of God.

During our games this morning we had to rely on our eyes and ears. Going forward we will see how Jesus' miracles helped to open the eyes and ears of the Apostles to see and understand the truth about Himself.



He also began to focus on preparing His disciples to understand and accept two things:

1. His true identity: Son of God and Messiah
2. His true mission: the cross

EYES AND EARS OPENED



Jesus went to the region of Tyre and Sidon and there He performed miracles that not only affected the people He cured but also helped to open the eyes and ears of the Apostles.

The people in this area had heard the stories about Jesus because this is where the man who Jesus cured from the demons lived. Remember, we talked about him several weeks ago.

The demon-possessed man had gone back to his town and told the people what Jesus had done for him. And they could see with their own eyes that he really was free from all the demons.

The people learned that Jesus had returned to this area and brought to Him a man that was deaf and mute – that means he could not hear or speak. They asked Jesus to lay His hands on the man.

Read/have students read Mark 7:33-35

Since the man couldn't hear Jesus speak, Jesus used actions to communicate. He touched the man's ears and tongue to show him, 'I understand you can't hear or talk.' Then Jesus looked up to heaven so the man would know where the healing was coming from: God.



After this, Jesus and His apostles traveled to Bethsaida. There the people brought a blind man to Jesus for healing. Again, Jesus healed the man's blindness.

Read/have students read Mark 8:22-25

PETER'S CONFESSION



Read/have students read Mark 8:27-30

Remember at the beginning of the lesson I said that Jesus was trying to get His apostles to understand and believe two main ideas:

1. His true identity: Son of God and Messiah
2. His true mission: the cross

Do you think Jesus healing people's eyes and ears also helped the Apostles open their spiritual eyes and ears – to finally see and understand who He really is?

Jesus now asked them who they think He is, and Peter says the thing that all the miracles and teachings point to: that Jesus is the Messiah.



With Peter saying this, Jesus' first goal with His apostles was reached. They believed the teachings and miracles and accepted what it all meant: Jesus is the Son of God; Jesus is the Messiah; He is Divine!

PETER REBUKED



Read/have students read Mark 8:31–33

Jesus told His apostles the purpose of His ministry, His true mission: to die and then to be raised from the dead three days later.

Peter showed that he did not completely understand the meaning of what Jesus said to them. He had the right idea about Jesus being the Messiah, but he didn't understand the whole plan. He thought Jesus would become a powerful king and save them from their enemies – not die on a cross.

Peter was reacting to the news of Jesus' death based on how he felt at that moment. He saw the death of Jesus as a failure and tried to talk Him out of it. And Jesus rebuked him sharply for this.

What does it mean to 'rebuke' someone?

Answer: To express strong disapproval



What did Jesus tell Peter he was focused on – instead of God's plan?

Answer: The plans that men have. Peter was reacting to the news of Jesus' death based on how he felt at that moment. He was not thinking about or didn't understand that Jesus' death was part of God's plan to save all people—those alive during Peter's time and all the people that would live on the earth in the future.

Aren't we glad that God's plan included all people in the future? That's us!



5. STUDENT WORKBOOK

Have students open their Student Workbooks to their *Key Terms*, copy definition(s).

Have students open their Student Workbooks to their *Bible Times Map*.

- **Tyre & Sidon** – Shade around both words in brown
- **Bethsaida** – Shade around the word in pink

ACTIVITY SHEET:

NAMES OF JESUS CROSS



6. REINFORCEMENT ACTIVITIES

JESUS IS DIVINE PROOF

- Others say that Jesus is the Messiah, the Divine Son of God. Mark 8:29

TIMELINE

Peter confesses that Jesus is the Christ, the Messiah.

**Place below Jesus shows compassion to the Gentile woman.*



LESSON 6

APOSTLES' EYES AND EARS OPENED (MARK 7:31-8:35)**CLASS TIME**

**1. PRAYER****2. BIBLE VERSE**

Play a Bible Verse Memory Review Game.

**3. OPENING ACTIVITY**

Have students fill out their *Lesson 6 Review Sheet*. Go over answers and review Sunday's lesson.

**4. FOLLOW-UP QUESTIONS**

1. Why do you think Jesus used miracles to help His Apostles understand who He really is?
2. Peter believed Jesus was the Messiah, but he didn't understand God's full plan. What should we do when God's way is different from what we expect or want?

**5. LESSON SPOTLIGHT**

Until this time it had not been too difficult to be a follower of Jesus: He was a great teacher; the Apostles were witnessing amazing miracles; Jesus stood up to the Pharisees, who had tried to control the people for so long; and Jesus was the One who was mostly criticized and attacked for His teachings.



Going forward, things were going to start to change and become more difficult for those who followed Jesus. It would cost a higher price than what they were used to. It would cost them their safety and comfort.

Read/have students read Mark 8:34-35

If they chose to follow Him, even if it cost them their lives, He would save them.



If they chose not to follow Him, there would be no one else that could save them.

The decision to follow Jesus was not just for the Apostles. We have the same decision to make nowadays. Do we follow Jesus or do we not follow Him?



? What does it mean to “follow Jesus”?

Answer: Will vary. Learning and obeying God’s will. Trusting in Him whether things are going well or not going well. Going to church. Praying. Reading our Bibles.

? Can you give some examples of the “cost” of following Jesus?

Answer: Will vary. Losing friends. Not being able to watch certain movies or listen to certain music. Missing events/sports because I choose to go to church. Trusting in Jesus instead of myself. etc.

? Can you give some examples of the “cost” of NOT following Jesus?

Answer: Will vary. No true peace, hope, joy. Not going to heaven. Not having a church family to help you through difficult situations. etc.



6. REINFORCEMENT ACTIVITIES

JESUS IS DIVINE PROOF

- Jesus is the only one that can save us. Mark 8:34-38

ACTIVITY SHEET

DISCIPLESHIP DUFFLEBAG

Teacher Wrap-Up Questions:

- “Was it hard to choose what to take?”
- “Are some good things still hard to carry if they distract us?”
- “What kinds of things does Jesus ask us to leave behind?”
- “What does Jesus promise when we follow Him?”

LESSON 7 ADVANCED TRAINING (MARK 9:1-10:45)

CORRESPONDS WITH ADULT LESSON 6



OBJECTIVES

Students will...

- Understand that Jesus' mission was to bring peace between God and man through His death and resurrection
- Know that spiritual peace is greater than money, possessions, or comfort
- Recognize that true obedience and faith come from a humble heart
- Understand that a hard heart resists God's commands
- Recall that Jesus trained His Apostles to strengthen their faith and understand God's kingdom
- Identify that true greatness in God's kingdom comes from serving others, following Jesus' example



KEY TERMS (WRITE OUT AHEAD OF CLASS FOR COPYING)

- Transfiguration—Transforming into something more beautiful
- Rebellious—When a person resists or breaks the rules



MAP WORK

This lesson does not have any map work.



MATERIALS

- Bible for each student
- OT and NT books of the Bible posters
- Jesus is Divine Poster/ Proof(s)
- Bible Times Map
- Student Workbooks
- Coloring pencils, scissors, glue
- Advanced Training booklets



NOTE TO TEACHER

Assemble 'Advanced Training' booklets before class.



CLASS TIME



1. PRAYER



2. BIBLE VERSE REVIEW

"And you shall love the Lord your God with all your heart, and with all your soul, and with all your mind, and with all your strength. The second is this, 'You shall love your neighbor as yourself.' There is no other commandment greater than these."

Mark 12:30-31



3. OPENING ACTIVITY

READY FOR TRAINING

Discussion:

- Have you ever trained for something – like a sport, a test, or a performance?
- Was the training easy or hard?
- Why do people train harder when they want to do something really important?

In the military, everyone goes through training, but some people go through advanced training. That means it's harder and requires more focus and strength. In today's lesson, we'll see how Jesus gave His Apostles advanced training too – not for their bodies, but for their faith.

TRAINING CHALLENGE GAME (*This is just "Simon Says" with a military twist.*)

Play several rounds.

Let's do a quick training challenge! I'll give you some actions to do – but the trick is, you can only do them if I say 'Drill Instructor says' first. If I don't say it and you do the action, you're out!

Examples:

- Drill Instructor says: "Stand up!"
- Drill Instructor says: "March in place!"
- "Sit down!" ← Don't say "Drill Instructor says" for this one – see who follows carefully.
- Drill Instructor says: "Salute!"
- Drill Instructor says: "Freeze!"
- "Touch your toes!" ← Trick command.

In our game, you had to listen closely and only follow the correct directions. In real life, Jesus trains us to listen to Him and obey only His words, not just what people around us say or what we feel like doing.

The Apostles went through special training because they were going to have a big job: helping to build the Kingdom of God. And today, we'll see how Jesus prepared their hearts – and how He trains ours too.



4. LESSON

In our last lesson we saw how Jesus helped to open the eyes and ears of His apostles. We also learned that following Jesus has a cost.

APOSTLES' ADVANCED TRAINING



Jesus' apostles had chosen to follow Him and were beginning to better understand who He was. He would now help them to grow in their knowledge and their faith by taking them through some advanced training.

1. The first part of their advanced training was learning about some future event through a prophecy made by Jesus:

Read/have students read Mark 9:1



Here Jesus makes a prophecy. The Apostles did not understand it yet, but later they would. The prophecy was that some of them would actually see the Kingdom of God. The word “kingdom” that Jesus uses in this verse means “rule”.

We often picture a kingdom as a place ruled by a king or queen. But God's kingdom on earth is not one specific place. God's kingdom can be found in any place where God's rulership is accepted, which means that people are obeying His will.

What is God's will?

Answer: That we believe and obey the teachings of His Son, Jesus Christ.

The Kingdom of God on earth is the church, because the church is the group of people who believe and obey Jesus Christ.

2. The second part of the advanced training for some of the Apostles was to see Jesus in a way no one ever had before:

Read/have students read Mark 9:2-3



Jesus took three of His Apostles – Peter, James and John – up on a mountain to witness His transfiguration.

What does transfiguration mean?

Answer: Transforming into something more beautiful

The Apostles knew that Jesus was both a man and God, even if they did not completely understand. But they had always just seen Him as a man. When Jesus was transfigured, that means He changed forms and they were given a peek at His Divine form. Jesus was letting them see that He wasn't just a man – He is the Son of God!

In Luke 2:9 the writer says that His face changed, not just that He appeared different but that His actual form changed. They saw His form now as a great light..so bright that they were terrified.

And while He was praying, the appearance of His face became different, and His clothing became white and gleaming.
– Luke 9:29

Normally, Jesus showed that He is Divine through His miracles and teaching. As part of the Apostles' advanced training Jesus allowed them to actually see part of His glorified nature or godly nature.



3. The third part of the Apostles' advanced training was Jesus' teaching on His true identity. The Apostles had said that they believed Jesus was the Messiah but they still did not quite understand what that meant. They were waiting for an earthly ruler who would bring peace on earth between the Jews and the Romans. But Jesus was trying to teach them that He came to bring peace between man and God.

What Jesus was going to do was way better than just bringing peace between the Jews and the Romans. He came to free all people from sin and guilt until the end of time. He was going to create a way for all believers to be in heaven with God forever. And He was going to provide a peace that would last forever.

STUDENT ADVANCED TRAINING



Now it's time for your advanced training, since we all want to be soldiers for Christ. Your training won't involve any physical activity but it will require you to take a look at your heart.

In the military you have to do all kinds of exercise – running, push-ups, pull-ups, etc. And one of the great things about exercise is that it strengthens your heart.

Just like soldiers want to be healthy and have strong hearts, as soldiers in the Kingdom of God we want to have strong hearts for Jesus.

We're going to look at three different stories in Mark where Jesus taught about how to have the right kind of heart by pointing out things that would be bad for your heart.



1. WE DON'T WANT TO HAVE A HARD HEART

Read/have students read Mark 10:3-9

Some of the people of Jesus' time were creating their own rules for marriage and not sticking to God's laws on marriage. They were *sort of* obeying God but made up their own rules to get around *really* obeying.

God had said to marry one woman and stay with her for life. The people were saying that as long as they had the right paperwork they could leave one woman and marry another one for any reason they wanted.

Jesus stepped in and told the people that only God's laws count. Creating their own rules showed that they were not obeying out of love for God. Their hearts were hard.

Jesus said if you want to be in the Kingdom of God you need to obey innocently without being rebellious and having a hard heart.

 What is being rebellious?

Answer: When a person resists or breaks the rules.



2. WE DON'T WANT A HEART THAT RELIES ON EARTHLY TREASURES FOR PEACE

Read/have students read Mark 10:17-22

This story is often referred to as the 'Rich Young Ruler'. In it we see a young man that is very wealthy. He asks Jesus what he needs to do to inherit eternal life. He was already blessed with money and was seen as a good person, but he felt like something was missing in his life. He was not at peace.

When Jesus asked him to give up everything for Him. The young man was not willing to do so. This showed him that his heart depended too much on his money and things of this world for peace.

Sadly, the very thing he thought would bring him peace and a feeling of safety was the thing that stopped him from having real peace and real safety.

Only Jesus can give us real peace and safety.



3. WE SHOULD NOT DESIRE GREATNESS IN OUR HEARTS

Story:

It was the beginning of another soccer season for the Cheetahs. The coach told all the players to cast their votes for who they wanted to be team captain. Katie had been on the team for several seasons, she was one of the top players and felt like she would make a good captain. She was great at taking charge and telling others what to do in order to get things done.

The next day the coach announced that Sophia had received the most votes and would now be team captain. Katie was pretty upset and asked all her teammates why they had not voted for her.

They told her that while she was a great player and was good at being in charge. They voted for Sophia because she was always helping others, encouraging her teammates, and was the first one to volunteer to put the equipment away at the end of each game.

When Katie got home after practice she talked to her mom about what had happened. Katie's mom told her to take out her Bible and read Mark 10:42-45

Read/have students read Mark 10:42-45

Jesus is God. If anyone deserved to be served, it's Him! But what does He say? He came to serve, not to be served. If we love Jesus then we should want to be like Him and serve other people.



5. STUDENT WORKBOOK

Have students open their Student Workbooks to their *Key Terms*, copy definition(s).

ACTIVITY SHEET: ADVANCED TRAINING BOOKLETS

- Hand out Advanced Training Booklets prepared before class.
- Have students color and complete each page as you discuss the 'advanced training' you have learned this morning.



6. REINFORCEMENT ACTIVITIES

JESUS IS DIVINE PROOF

Jesus transformed into His Divine form. Mark 9:2-3, Luke 9:29



LESSON 7

ADVANCED TRAINING (MARK 9:1-10:45)

**CLASS TIME**

1. PRAYER**2. BIBLE VERSE**

Play a Bible Verse Memory Review Game

**3. OPENING ACTIVITY**

Have students fill out their *Lesson 7 Review Sheet*. Go over answers and review Sunday's lesson.

**4. FOLLOW-UP QUESTIONS**

1. Why do you think Jesus wants us to have hearts that serve others instead of always wanting to be the greatest?
2. How can we practice trusting Jesus and relying on Him for real peace instead of trying to find safety in money or things?


**5. LESSON SPOTLIGHT**

In our last class we talked about the advanced training some of the Apostles went through. We also talked about how to train our hearts if we want to be soldiers in God's kingdom: We don't want to have hard hearts or be rebellious; we don't want to rely on earthly treasures for peace in our hearts; and we should not desire greatness in our hearts.

Read:

As in water face *reflects* face,
So the heart of man *reflects* man.
– Proverbs 27:19



 In the Bible verse we just read, the writer of Proverbs says that a man's life reflects the man's heart. What does this mean?

Answer: Will vary. What is in your heart—the things you think about and say, and the things you want will show the type of person you really are.



Let's take a minute to check our own hearts.

Discussion:

1. Is your heart hard? Are you obeying out of love or because you “have to”? If we truly love Jesus we will obey His Word and not try to do the least possible just to get by.
2. If someone looks at your life, what do they see? How do you talk to your friends or siblings? How do you behave towards your parents? Are you grateful for your blessings or do you complain and always want more things?
3. Do you look for ways to serve others? Can you name some examples?
4. What do you think the condition of your heart is?



6. REINFORCEMENT ACTIVITIES

MY HEART REFLECTS ME MIRROR CRAFT


When you look in the mirror, what do you see? God doesn't look at our outside – He sees our hearts. What kind of heart do you want Him to see?

Materials:

- Construction paper cut into a heart with the center removed (large enough to see a person's reflection)
- Markers
- Stickers or decorative supplies

Instructions:

1. On one half of the heart, write words or phrases that describe the condition of a heart that pleases God (e.g., thankful, obedient, kind, humble, servant-minded).
2. On the other half of the heart, have students write the second part of Proverbs 27:19.
3. Tell students to tape their *heart* to a mirror in their home so that when they look through the heart they will see their reflection and remember to have a heart that pleases the Lord.



...the heart of man *reflects* man.
– Proverbs 27:19b

HEART SORTING GAME

Objective: Help students recognize the difference between godly heart attitudes and ungodly ones.

Materials:

- "Heart Scenarios" – cut these out ahead of time.
- Designate two sections on the board/floor

Instructions:

1. Allow students to take turns drawing a card, reading it aloud, and deciding which category it belongs in.
2. Briefly discuss each one as a class.

Note: Two actions are neutral. Have students discuss if they belong in either category. Why/why not?

LESSON 8 TRIUMPHAL ENTRY; CLEANSING OF THE TEMPLE (MARK 11:1-18)

CORRESPONDS WITH ADULT LESSON 7



OBJECTIVES

Students will...

- Recognize that Jesus entered Jerusalem as the Messiah
- Identify that Jesus fulfilled Zechariah 9:9 by riding a donkey and that people shouted “Hosanna”
- Understand that some people welcomed Jesus, but the religious leaders rejected Him
- Explain why Jesus was angry at the merchants in the Temple
- Know that cleansing the Temple showed Jesus’ authority and defended true worship for everyone
- Recognize that after this, the religious leaders wanted to kill Jesus



KEY TERMS (WRITE OUT AHEAD OF CLASS FOR COPYING)

- Hosanna— Save us
- Defile—To make something spiritually unclean



MAP WORK

- Bethany
- Jerusalem
- Temple



MATERIALS

- Bible for each student
- OT and NT books of the Bible posters
- Jesus is Divine Poster/ Proof(s)
- Bible Times Map
- Student Workbooks
- Coloring pencils, scissors, glue
- Arion coloring books assembled (optional)



NOTE TO TEACHER

Bring laptop to class and show students *Arion the Little Donkey* by Mike Mazzalongo:
<https://bibletalk.tv/books/arion>

This book is also available for purchase on Amazon .



CLASS TIME



1. PRAYER

This is the last week with this verse.



2. BIBLE VERSE REVIEW

"And you shall love the Lord your God with all your heart, and with all your soul, and with all your mind, and with all your strength. The second is this, 'You shall love your neighbor as yourself.' There is no other commandment greater than these."

– Mark 12:30-31



3. OPENING ACTIVITY

Today we're going to learn about two major events in Jesus' ministry and see how He showed His Divine nature by fulfilling two prophecies.



Show Arion the Little Donkey



4. LESSON



Until now, Jesus had not made a big public announcement that He is the Messiah. He often called Himself the *Son of Man*. And when His apostles believed and said it out loud – that He is the Messiah – Jesus told them not to share it with everyone... not yet.

Now, however, He was ready to reveal His true identity to all the people and the religious leaders, and He did so by riding into town on a donkey.

TRIUMPHAL ENTRY




Read Zechariah 9:9

This was a prophecy written about Jesus coming hundreds of years in the future. It said that the Messiah would bring peace and salvation. The prophet said that this Savior would come riding on a colt (a young donkey) that had never been ridden.

We just saw that Jesus now fulfilled this prophecy.

Let's see how the people reacted to Jesus riding into the city:

Read/have students read Mark 11:8-11

 The people were shouting, "Hosanna!" What does that mean?

Answer: Save now

They were saying Jesus was the One who had come to save them.

Jesus then continued into the Temple area.

Mark wrote that Jesus' triumphal entry was not greeted by any priests or leaders. They were nowhere around. The people of the town praised the Lord but the leaders purposefully ignored and rejected Jesus.

After His big entrance, Jesus went into the temple area. But it was already late in the day, so He and His apostles left the city and stayed in nearby Bethany, where His friends lived.

CLEANSING OF THE TEMPLE



The next day Jesus and His apostles returned to Jerusalem.

Read/have students read Mark 11:15-18

Show students image of the Temple



The temple had different courtyards around it, and one of them was called the Courtyard of the Gentiles. This area was for people who were not born as Jews but had chosen to believe in and worship the God of the Jews. Even though they followed God, they weren't allowed to go into the other courtyards that were just for Jewish people.

The temple was the place where people brought animals to be sacrificed and where they paid the temple tax. Some people traveled a long way, even from other countries, so they didn't always bring an animal with them, which is why there were merchants who sold animals for sacrifices.



At first, these sellers were set up outside the temple. But over time, the Jewish leaders started letting the sellers and money changers move into the Gentile courtyard. This made the area noisy and messy, and it stopped the Gentiles from being able to worship there.

In the Old Testament, in Malachi 3:1-3, the Messiah is described as One who would cleanse the Temple.

In the passage in Mark we just read, we see how Jesus fulfilled this prophecy: He and His apostles came to Jerusalem where He went into the temple, became angry at what He saw and pointed out the wrongs of the people.

Do you remember what we read about why Jesus was upset?

Answer: Merchants were using the Temple to sell things and exchanging money and limiting the area where the Gentiles could offer their worship.

Jesus said that the temple was, "The house of prayer for all nations." Jesus charged the leaders with not only preventing the Gentiles' worship, but also defiling the temple by permitting dishonest business practices there. Jesus was telling the Jewish leaders, "You are doing things to make the Temple spiritually unclean!"

 What does it mean to 'defile'?

Answer: To make something spiritually unclean



After hearing this from Jesus, the Jewish leaders were fed up! They were beyond angry at Him. Jesus now had a target painted on His back and they wanted to kill Him.

For the regular people, however, this arrival and zealous act was powerful and courageous, especially because Jesus was defending the Gentile courtyard. The Gentiles were not used to having someone stand up for them in this way.

Mark's gospel mentions that after this scene in the temple, Jesus and His Apostles left. Jesus would return the next day and encounter more challenges by the Jewish leaders.

5. STUDENT WORKBOOK

Have students open their Student Workbooks to their *Key Terms*, copy definition(s).

Have students open their Student Workbooks to their *Bible Times Map*.

- **Bethany** – Shade around the word in orange
- **Jerusalem** – Draw a purple Star of David around the word. (draw a regular triangle then an upside down triangle. This should create a Star of David)
- **Temple** – Draw a box next to the word *Jerusalem*, symbolizing the temple

ACTIVITY SHEET:


ARION THE LITTLE DONKEY BOOK

6. REINFORCEMENT ACTIVITIES

JESUS IS DIVINE PROOF

- Fulfills two prophecies: Triumphal Entry, Zechariah 9:9; Cleansing of the Temple, Malachi 3:1-3

Herod's Temple





LESSON 8

TRIUMPHAL ENTRY; CLEANSING OF THE TEMPLE (MARK 11:1-18)**CLASS TIME**

**1. PRAYER****2. BIBLE VERSE**

Play a Bible Verse Memory Game.

**3. OPENING ACTIVITY**

Have students fill out their *Lesson 8 Review Sheet*. Go over answers and review Sunday's lesson.

**4. FOLLOW UP QUESTIONS**

1. Why do you think the religious leaders were angry at Jesus when He cleansed the Temple, but the people praised Him?
2. How can we stand up for what is right, like Jesus did for the Gentiles, in our own lives?

**5. LESSON SPOTLIGHT**

In our last lesson we saw Jesus become very upset and even flip over some tables.

Does anyone remember what it was that made Him so angry?

Answer: He was angry because the people were using the Temple, a place of worship, sort of as a marketplace – they were selling animals for sacrifice. Also, the Jews were not letting the Gentiles use their part of the temple for worship.




Is anger a normal human emotion? Was Jesus a real man?

Answer: Yes. Yes.



We often see Jesus portrayed as a sweet baby in the manger or a gentle, loving man who healed and fed people. And while He was both these things, He is also the Divine Son of God who was without sin and when He saw His Father's house being used in a sinful way He knew He had to call out those who were doing wrong and get the people's attention.

His actions were not sinful because He was speaking out against sinfulness and disobedience.

 **Is it ever okay for us to feel angry and upset?**

Answer: Yes. Just like Jesus experienced anger, we sometimes do too because we are human.

 **What are some things that make you angry?**

Answer: Will vary.



The difficult part about anger is controlling it, controlling our actions and our words when we feel this way.



6. REINFORCEMENT ACTIVITIES

T-CHART: ANGER

Let's look at some examples in the Bible of people who became angry – some lost control and some demonstrated self-control.

Directions:

- Cut out examples from the *Anger* stories (Additional Resources) and mix them up.
- Set up a T-Chart on the board labeled "Anger with Control"/ "Anger without Control".
- Have students draw a slip of paper and read aloud to the class the name and description.
- The student will then write the name under the correct T-Chart heading.

GAMES:

SELF-CONTROL GAMES

Regulating our emotions takes a lot of self-control. Let's play some games that will require a lot of self-control.

1. Silent Ball

Directions:

1. Students toss a ball without showing any emotion.
2. If someone talks, laughs, or has any reaction, they're "out".
3. Continue until there is only one student left.

2. Emotional Control Race

Directions:

1. Students race from one side of a room to another while holding something awkward that will probably fall (ball on a plate, book on head).
2. If the object falls, the student must hurry back to the "start" and begin again.
3. Students must control their emotions and frustrations.
4. If a student stomps, speaks, laughs, or indicates any anger, they have to begin again.
5. The student who crosses first, wins.

3. Emotion-Free Jenga

1. Play Jenga with a new rule: no talking or reacting.
2. Students who show any emotion lose their next turn.
3. Play continues until the tower falls.

LESSON 9 CHALLENGES (MARK 11:27-12:27)

CORRESPONDS WITH ADULT LESSON 7



OBJECTIVES

Students will...

- Understand that after cleansing the Temple, the Jewish leaders wanted to kill Jesus
- Know that being “challenged” meant people questioned Jesus’ authority and teachings
- Identify the three groups who challenged Jesus: Priests, Pharisees, and Sadducees
- Understand that all three challenges failed
- Recognize that Jesus showed His heavenly wisdom through teachings about eternal life



KEY TERMS (WRITE OUT AHEAD OF CLASS FOR COPYING)

- Challenge—An objection to the truth of something



MAP WORK

This lesson does not have any map work.



MATERIALS

- Bible for each student
- OT and NT books of the Bible posters
- Jesus is Divine Poster/ Proof(s)
- Bible Times Map
- Student Workbooks
- Coloring pencils, scissors, glue



NOTE TO TEACHER

There is no note to teacher for this lesson.



CLASS TIME



1. PRAYER



2. INTRODUCE NEW BIBLE VERSE

And He said to them, “Go into all the world and preach the gospel to all creation. He who has believed and has been baptized shall be saved; but he who has disbelieved shall be condemned.”

– Mark 16:15-16



3. OPENING ACTIVITY

TRUE OR CHALLENGE

Supplies:

- A set of simple “fact cards” (you can write them on slips of paper or just read them aloud)

How to Play:

1. Have the kids sit in a circle or stay in their seats.
2. Tell them you’ll read a statement, and they need to decide whether it's *true* or if they want to *challenge* it (meaning they think it's not true).
3. If someone says “Challenge!”, ask them to explain why they think it might not be true.
4. Reveal the correct answer

Use the True/False statements on the following page or make your own.

Discussion after all statements have been read:

- What made you want to challenge something?
- How do you know when something is true?
- Why is it important to think carefully before believing something?

Sometimes people challenge what’s true – not just in games, but in real life. In our Bible story today, we’ll see how Jesus responded when people challenged Him about who He really is.

True Statements

- Elephants are the largest land animals.
- The Earth orbits around the sun.
- A triangle has three sides.
- Your heart pumps blood through your body.
- Penguins are birds that cannot fly.
- A leap year has 366 days.
- The Bible has two main parts: the Old Testament and the New Testament.
- Jesus had 12 Apostles.
- You need oxygen to live.
- Rainbows happen when sunlight shines through water droplets.

False Statements (should be challenged!)

- The moon makes its own light. (False – it reflects sunlight)
- Humans only use 10% of their brains. (False – myth, we use all parts)
- Bats are blind. (False – they can see, just not very well)
- The sun is a planet. (False – it's a star)
- Lightning never strikes the same place twice. (False – it often does)
- There are 50 days in a month. (False – never that many!)
- Two men wrote the Bible. (False – Many men who were inspired through the Holy Spirit)
- Frogs are reptiles. (False – they're amphibians)
- You can see the Great Wall of China from space with the naked eye. (False – common myth)
- The sun rises in the west. (False – in the east)



4. LESSON

In our last lesson we learned about Jesus becoming upset at the Temple because of the things He saw going on. He told the people, “You are doing things to make the Temple spiritually unclean!”

 What reaction did the Jewish leaders have when they heard Jesus speak out against them?

*Answer: The chief priests and the scribes heard this, and began seeking how to destroy Him
– Mark 11:18*

Today we’re going to see how these Jewish leaders tried to challenge Jesus.

Now, this wasn’t a challenge like when you challenge your friend to a game of basketball or cards. This kind of challenge meant they were questioning the truth about what Jesus had been teaching and who He claimed to be.



Jesus was challenged by three different groups – the Priests, the Pharisees, and the Sadducees.

PRIEST CHALLENGE



Read/have students read Mark 11:27-28

This passage goes on to describe a conversation between Jesus and the priests. They are saying, “How dare you? Who gives you the right? Who gave you this authority to do and say the things you do and say?”

Jesus could have shown them a powerful miracle right then – but instead, He asked them a question and told a parable describing their attitude of disbelief and the punishment they would eventually receive because of their disbelief. He gave them a chance to think, believe, and understand.

But the priests didn’t answer. Their hearts were too proud.

PHARISEE CHALLENGE



Read/have students read Mark 12:14-17

The next group to challenge Jesus were the Pharisees. They tried to trap Jesus and get Him in trouble with the Roman government.

This question was really tricky! If Jesus said “yes,” the people might say He liked a mean ruler who didn’t follow God. But if He said “no,” the Roman rulers might say He was breaking the law and trying to cause trouble.

But Jesus gave a wise answer. He helped everyone see it the right way: People should give taxes to the government because God lets leaders collect them. But we should give our hearts and worship to God.

SADDUCEES CHALLENGE



Mark 12:18-27 Summarized:

Some men called Sadducees didn't believe people would resurrect (come back to life) after they died. They tried to trick Jesus with a question. They said, "If a woman marries a man and he dies, and then she marries his six brothers one by one and they all die too – who will be her husband in heaven?"

Jesus told them they were wrong because they didn't understand God's power or what the Bible really says. He explained that when people go to heaven to be with God, they won't be married like they are on Earth. They'll be like angels in heaven.

Then Jesus reminded them how God spoke to Moses in the story of the burning bush and said, "I am the God of Abraham, Isaac, and Jacob." Jesus said, "God is not the God of the dead, but of the living." That meant Abraham, Isaac, and Jacob are still alive with God – and the Sadducees were very wrong for not believing in life after death.

Jesus showed them that they didn't really understand, and then He showed who He really was – someone who came from heaven – by telling them what life in heaven is really like, something only someone from heaven could know!



5. STUDENT WORKBOOK

Have students open their Student Workbooks to their *Key Terms*, copy definition(s).

ACTIVITY SHEET:

WORD CHALLENGE



6. REINFORCEMENT ACTIVITIES

JESUS IS DIVINE PROOF

Jesus revealed truths about Heaven that only God could know. Mark 12:18-27

CLASSMATE CHALLENGES

The challenges that Jesus experienced were serious and not fun.

We're going to try some fun challenges:

- **One-Foot Balance** Who can stand on one foot the longest without hopping or touching the ground?
- **Wall Sit (No Hands)** Who can hold a wall sit the longest without using their hands for support?
- **Plank Hold** Who can hold a plank position the longest with a straight back?
- **Freeze Challenge** Who can stay completely still the longest – no talking, blinking, or shifting?
- **Balance Reach** Standing on one foot, who can slowly reach the farthest forward without putting the other foot down?



LESSON 9

CHALLENGES (MARK 11:27-12:27)**CLASS TIME**

**1. PRAYER****2. BIBLE VERSE****3. OPENING ACTIVITY**

Have students fill out their *Lesson 9 Review Sheet*. Go over answers and review Sunday's lesson.

**4. FOLLOW-UP QUESTIONS**

1. Why do you think the Priests, Pharisees, and Sadducees wanted to challenge Jesus, and how did He respond to each group?
2. What can we learn from the way Jesus answered questions about God and life in heaven when people tried to trick Him?

**5. LESSON SPOTLIGHT**

In our lesson on Sunday we saw how Jesus was challenged by different groups of people.

Have you ever had someone tell you you're wrong when you know you're right? Or maybe they laughed at you for believing in God or going to church? It can feel really hard to stand strong when others challenge what we believe.

Today, we're going to learn how people in the Bible stood firm when others tried to shake their faith – and how we can too!



Standing firm means holding onto what you know is true about God, even when others doubt, question, or make fun of you.

BIBLE EXAMPLES OF STANDING FIRM:



1. Shadrach, Meshach, and Abednego

Summary of Daniel 3:

Three young men – Shadrach, Meshach, and Abednego – loved and obeyed God. One day, King Nebuchadnezzar made a huge golden statue and told everyone to bow down and worship it. But these three friends refused, because they knew it was wrong to worship anything but God.

The king got really angry and threw them into a blazing hot furnace. But something amazing happened – God protected them! They didn't get burned, and a fourth person – an angel or even Jesus – was in the fire with them!

When they came out, not even their clothes smelled like smoke. The king was shocked and praised their God. He saw that they had stood firm and trusted God, no matter what.

These three friends refused to bow down to a golden statue, even when threatened with a fiery furnace.

They said, “Our God can save us – but even if He doesn't, we won't bow down.”

God saved them and walked with them in the fire!



2. Esther

Summary of Esther:

Esther was a brave queen who stood firm even when it was scary. Her people, the Jews, were in danger because a man named Haman wanted to get rid of them. Esther was afraid to speak up, because going to the king without being invited could mean death!

But she chose to be brave and stand firm for what was right. She said, “If I die, I die,” and went to the king anyway to ask for help. God gave her courage, and the king listened.

Because she knew it was the right thing to do, she was willing to challenge what was happening in order to save her people. And it worked!



3. Peter and John

Read Acts 4:1-3; 8-10

After Jesus went back to heaven, Peter and John went around telling everyone the good news about Him. One day, they healed a man who couldn't walk, and a big crowd gathered. Peter used the chance to tell them about Jesus.

Some religious leaders didn't like that. They arrested Peter and John and asked them, "Who gave you the power to do this?"

Peter stood firm and boldly said, "We did this by the power of Jesus, the One you crucified, but Whom God raised from the dead!"

Even though they were in trouble, Peter and John didn't back down. They kept telling the truth about Jesus. The leaders warned them to stop talking about Jesus – but Peter and John said, "We can't stop! We have to tell people what we've seen and heard."

The leaders didn't know what to do because everyone saw the healed man and were amazed. So they let them go.



God helps us stay strong when others question our faith.

We can trust that God's truth never changes.

We don't need to be afraid – God is always with us.



6. REINFORCEMENT ACTIVITIES

SPOT THE DIFFERENCE – BIBLE HEROES

STAND FIRM FREEZE GAME

How to Play:

- Kids walk around the room.
- When you say "CHALLENGE!", they must freeze wherever they are.
- If you spot anyone moving, they sit out a round.
- Between rounds, ask quick review questions about this and previous lessons.

LESSON 10

FINAL TEACHINGS & WARNINGS (MARK 12:28-14:25)



OBJECTIVES

Students will...

- Know that the greatest commandment is to love God with all your heart, soul, mind, and strength; the second is to love your neighbor as yourself
- Understand that faith and obedience to Jesus are more important than "following rules"
- Recognize that God looks at our hearts
- Learn that Jesus warned His disciples about judgment and the destruction of Jerusalem
- Remember that Jesus celebrated the Passover with His apostles to prepare them for His death
- Know that Jesus gave new meaning to the bread and wine: the bread represents His body, and the wine represents His blood
- Understand that Jesus commanded His followers to take communion to remember His death and sacrifice



KEY TERMS (WRITE OUT AHEAD OF CLASS FOR COPYING)

- Ascend—To go up or rise
- Persecuted—Treated badly for what you believe
- Desecrate—To disrespect a holy place
- Commemorate—To honor and remember something



MAP WORK

This lesson does not have any map work.



MATERIALS

- Bible for each student
- OT and NT books of the Bible posters
- Jesus is Divine Poster/ Proof(s)
- Bible Times Map
- Student Workbooks
- Coloring pencils, scissors, glue
- Skit items
- Image of Temple (lesson 8)



NOTE TO TEACHER

Prepare items needed for skit and make enough copies of the skit for each student to follow along.

The image of the Temple needed in this lesson can be found in lesson 8.



CLASS TIME



1. PRAYER



2. BIBLE VERSE REVIEW

And He said to them, “Go into all the world and preach the gospel to all creation. He who has believed and has been baptized shall be saved; but he who has disbelieved shall be condemned.”

Mark 16:15-16



3. OPENING ACTIVITY

SAYING GOODBYE

Have you ever been to a goodbye party for a friend or family member? Or have you ever had to move? If you knew you weren't going to see someone you cared about for a long time, what would you want to tell them? What final message(s) would you want to leave them?

Use a dry erase board/blackboard/large sheet of paper to record the student answers.

There will be a follow-up question to this in the next class. Keep record of answers.



4. LESSON

In our last class, we learned that Jesus was upset because people were misusing the Temple. He corrected their behavior, but the religious leaders didn't like it. They tried to challenge and test Jesus by asking Him different questions.

But Jesus is God, and He knew they were trying to trick Him. They were hoping He would say something wrong so they could use it as an excuse to arrest and kill Him.

With every question, though, Jesus showed that He has Divine wisdom and there was nothing they could do to trick Him.


Then one of the Scribes – a type of religious lawyer – asked Jesus a question. Scribes were known for adding many man-made rules to God's Law. He asked Jesus which was the most important Law.

THE GREATEST COMMAND



Read/have students read Mark 12: 28-34

He gave them a lesson on the greatest commandment and we see that with His answer Jesus included all of the commands without making any one command less important than another.

 What did Jesus say was the greatest commandment?

Answer: Love the Lord your God with all your heart and with all your soul and with all your mind and with all your strength.

He then said the second greatest was to love your neighbor as yourself.

One of the scribes was impressed by Jesus' answer. He seemed like he truly wanted to follow God. Jesus told him he was close to God's Kingdom – but not there yet. In order to be in the kingdom the scribe, just like everyone else – even nowadays – had to understand that he could not be saved by keeping God's Law perfectly but could only be saved by faith in Jesus and obedience to Him.

TEACHING: JESUS LOOKS AT THE HEART



Jesus had shared important truths with the religious leaders, but since He knew His time on earth was almost over, He also had some important lessons and warnings for His apostles.

Show students image of the Temple (lesson 8) . Point out 'The Women's Court'.

In the Temple, there was a special area called the Court of the Women where people could give money to God. There were 13 boxes built into the wall, kind of like collection plates, where people dropped their offerings.

Jesus was sitting nearby watching people give. Many rich people came and gave a lot of money. They liked to make a big show about it, and they were allowed to go first in line because they were giving so much.

Then a poor woman came. She didn't have very much money, so she was at the end of the line. All she had were two tiny coins called leptons. Together, they were worth less than a penny.

Most people thought the rich were better because they gave more money. They thought that giving a lot must make God happy. The woman didn't give much, so they didn't think she was important.

But Jesus knew the truth. He told His disciples that the woman actually gave more than everyone else. Why? Because the rich people still had plenty of money left over. Giving didn't really cost them anything. But the poor woman gave everything she had, even though it would make life harder for her. That was a real sacrifice.



Jesus said that God cares more about the heart behind the gift than how big the gift is. The woman gave because she trusted God and wanted to honor Him, even when it was hard. That's the kind of gift that pleases God.

? Is it the same today? Does God still look at our heart/attitude when we give to Him?

Answer: Yes

? Can you think of ways that our outside actions and words do not match our hearts and are not pleasing to God?

Answer: Will vary. Ex: Coming to church every week but then treating our friends/siblings unkindly all week long, etc.



WARNING: JUDGMENT

Jesus also warned His apostles that Israel would face judgment for rejecting Him as the Messiah. This would happen when the city of Jerusalem and the Temple were destroyed.

Read/have students read Mark 13:1-2.

Nowadays, we understand the church building is just a building. The real church is the people. For the Jews and Apostles, however, the Temple represented their religion and the people. It was not just a building to them.

What Jesus was telling them caused them a lot of stress and they wanted to know when this would happen and what signs to look for – that this destruction was happening.

Jesus told them to look out for three things:

Read/have students read Mark 13:5-7

- 1. False prophets who tell the people it is the end of the world**

Even though Jesus knew that He was going to die soon, He also knew He would resurrect and then ascend to heaven.

? What does 'ascend' mean?

Answer: To go up or rise

After Jesus ascended into heaven many people started to say that it was the end of the world. These were 'false prophets' – people who tried to teach things that were not true. Of course, they were wrong. The world did not end.

Read/have students read Mark 13:9

2. The Apostles and other Christians being persecuted


 What does it mean to be ‘persecuted’?

Answer: Treated badly for what you believe

We have read about Jesus being persecuted and He knows He will eventually be killed. Now, He warned the Apostles that they and other Christians would also be persecuted. Some were imprisoned and some were killed because they believed Jesus was the Son of God, the Messiah.

Read/have students read Mark 13:14

3. The temple will be desecrated

 What does ‘desecrate’ mean?

Answer: To disrespect a holy place

Jesus told the Apostles that Jerusalem would be surrounded by the Roman army with their idolatrous (idol worship) shields and that would desecrate the city and Temple. When that happened they were to escape the city because that was the final sign that the city and Temple were soon to be destroyed.

A final teaching Jesus wanted His apostles to remember was Him! Every Lord’s Day.



TEACHING: REMEMBRANCE

Jesus was a Jew, and as a Jew He observed the Passover. The Passover was a time to remember when the angel of death destroyed every firstborn in Egypt but spared the Jews who were in captivity there.

None of the Israelites died during the Passover because they obeyed God's instruction to sprinkle the blood of a lamb on their doorposts and remain in their homes to partake of a special meal.

Since that time, each year (in the Spring) the Jews would offer a sacrificial lamb and share a special meal in order to commemorate their freedom from Egyptian slavery. This was the meal that Jesus was preparing to share with His Apostles.

 What does it mean to ‘commemorate’?

Answer: To honor and remember something

Read/have students read Mark 14:22-24

Near the end of the meal, when there was only some bread and one last portion of wine remaining, Jesus gave new meaning to two of the items that were part of the Passover meal:

The bread would no longer represent their hurry to leave Egypt, but would now represent His body and the pain He would endure on the cross.

The wine would no longer represent the blessings of the Promised Land, but would now represent His blood (or His life) which would be sacrificed for the sins of mankind.

Read/have students read Mark 14:25

In this verse, Jesus is talking about His death. He tells His apostles that the next time He will drink the wine with them will be when the Kingdom of God is established.



? And what did we previously learn about what the Kingdom of God on earth is?

Answer: The church

This was a prophecy that Jesus made. And every time that Christians gather together on the Lord's Day, Sunday, and take part in the communion, we are fulfilling this prophecy.



5. STUDENT WORKBOOK

Have students open their Student Workbooks to their *Key Terms*, copy definition(s).

ACTIVITY SHEET:

MATCH THE INSIDE TO THE OUTSIDE

- Have students draw a line from the "inside" images to the "outside" images.
- Once everyone is finished, reveal answers.



6. REINFORCEMENT ACTIVITIES

JESUS IS DIVINE PROOF

Makes prophecies that later come true: Destruction of Temple; False prophets.

Mark 13:1-2; 5-7

SKIT:

JESUS SHARES THE LORD'S SUPPER



LESSON 10

FINAL TEACHINGS & WARNINGS (MARK 12:28-14:25)**CLASS TIME**

**1. PRAYER****2. BIBLE VERSE**

Play a Bible Verse Memory Game.

**3. OPENING ACTIVITY**

Have students fill out their *Lesson 10 Review Sheet*. Go over answers and review Sunday's lesson.

**4. FOLLOW-UP QUESTIONS**

1. Why did Jesus say the widow's small gift was better than the big gifts?
2. How can we show God our heart even if we don't have much to give?
3. How do we remember Jesus' death when we take communion?

**5. LESSON SPOTLIGHT**

In our last class we learned about some final teachings and warnings that Jesus left for His apostles. He warned about the destruction of Jerusalem and the Temple.



Does anyone remember the signs Jesus told His apostles to watch for in order to know that the destruction of Jerusalem and the Temple were about to take place?

Answer: 1. False prophets would tell the people it was the end of the world
 2. The Apostles and other Christians would be persecuted
 3. The Temple would be desecrated

We do not have to worry about the Temple being destroyed anymore, but the Bible does tell us that the whole world will one day be destroyed and the believers will go to heaven with Jesus.



? Do any of the things that Jesus warned about still happen today? Are there still people who teach false things?

Answer: Yes. This is why we have so many religions.

? If the teachings of Jesus and the Bible are the truth then can other religions that contradict or teach things that are different also be the truth? Are there many gods or just one God?

? What about persecution? Are Christians still persecuted today?

Answer: Will vary. Depending on where you live, there may be different levels of persecution.

Discuss examples of persecution that take place around the world.

? Has anyone ever made fun of you or given you a hard time for being a Christian or not attending an event/sports game because you would not miss church?

We may not be persecuted to the level the Apostles were persecuted, but there still may be times that if we are trying to live our lives according to God's word we will not fit in, we will be left out.

After learning about these warnings that Jesus shared with the Apostles and how serious the warnings were, let's think back to our activity on Sunday morning...



If you had a final message to leave with a friend or family member, is there anyone who would change or add something else to the answers given at the beginning of our last class?

? What would you tell your friend/family member if they/you were going away?

Answer: Will vary. Encourage students to think along the lines of telling others about Jesus: He loves them; there will be a judgment for everyone one day.

Add to the initial student answers with their new answers.

THE GREATEST COMMANDMENT



? On Sunday we talked about the 'Greatest Commandment'. Does anyone remember what Jesus said this was?

Answer: Love the Lord your God with all your heart and with all your soul and with all your mind and with all your strength.

He then said the second greatest was to love your neighbor as yourself.

We're going to look at how the first and second greatest commandments include the whole 10 Commandments without making any one command less important than another.



6. REINFORCEMENT ACTIVITY

SORTING THE TEN COMMANDMENTS

Materials Needed:

- Strips of paper with each of the Ten Commandments (simplified wording)
- Two labeled columns (paper/whiteboard): "Love God", "Love Others"
- Tape or magnets (depending on your surface)

Directions:

- Mix up the *Ten Commandments* cards.
- One by one, read a commandment aloud and ask students where it belongs: under "Love God" or "Love Others."
- Let the students discuss their answers and then place the card under the correct heading.

Simplified Ten Commandments (on cards):

1. Put God first.
2. Worship only God.
3. Respect God's name.
4. Keep God's special day holy.
5. Honor your parents.
6. Don't hurt others.
7. Be faithful in marriage.
8. Don't steal.
9. Don't lie.
10. Don't want what others have.

ANSWERS

"Love God"

Put God first

Worship only God

Respect God's name

Keep God's special day holy

"Love Others"

Honor your parents

Don't hurt others

Be faithful in marriage

Don't steal

Don't lie

Don't want what others have

DISCUSSION

- **Why do you think Jesus said all the commandments can be summed up in just two?**
- **What are some ways we can show love to God this week?**
- **What are some ways we can show love to others?**

THE GREATEST COMMAND BOOKMARK

LESSON 11 BETRAYAL (MARK 14:10-72)

CORRESPONDS WITH ADULT LESSON 8



OBJECTIVES

Students will...

- Know that Judas betrayed Jesus and later regretted it but did not seek forgiveness
- Know that Peter denied Jesus three times, just as Jesus predicted
- Understand that fear and pressure can lead people to make wrong choices, just like Peter
- Learn that Jesus forgave Peter and restored him because Peter turned back to Him
- Understand that when we sin, we can go to Jesus, ask for forgiveness, and be made right again



KEY TERMS (WRITE OUT AHEAD OF CLASS FOR COPYING)

- Betray–To break someone’s trust
- Forgiveness–Choosing to let go of anger, not holding a wrong action against someone



MAP WORK

This lesson does not have any map work.



MATERIALS

- Bible for each student
- OT and NT books of the Bible posters
- Jesus is Divine Poster/Proof(s)
- Bible Times Map
- Student Workbooks
- Coloring pencils, scissors, glue



NOTE TO TEACHER

There is no note to teacher for this lesson.



CLASS TIME



1. PRAYER



2. BIBLE VERSE REVIEW

And He said to them, “Go into all the world and preach the gospel to all creation. He who has believed and has been baptized shall be saved; but he who has disbelieved shall be condemned.”

Mark 16:15-16



3. OPENING ACTIVITY

TRUST LINE

Instructions:

1. Create a line across the room. Designate one side of the room as “Loyal” and the opposite side as “Not Loyal.” (You can tape signs if you’d like.)
2. Tell students: “I’ll read some situations out loud. After each one, go stand on the side of the room that shows what you think – is this action showing loyalty or not loyalty?”
3. Read the scenarios on the following page. After students pick a side, ask a few of them to share why they chose that side.

Scenarios (use these or create your own):

- **Your friend is being blamed for something you did. You let them take the blame because you really don't want to get in trouble and you know they won't get in trouble.**
- **Your teammate misses a shot, and you encourage them instead of getting mad.**
- **You promised to keep a secret, but you told others anyway.**
- **Someone talks badly about your friend, you don't stick up for them but you do walk away instead of joining in.**
- **You stick by your friend even when other people stop talking to them.**
- **You agree with someone just to fit in, even though it's not how you really feel about something.**
- **Your friend is making bad choices. You tell a trusted adult because you're worried about them and they get in trouble.**
- **Someone makes fun of a kid for praying at lunch, you quietly pray too instead of doing it out loud.**
- **Your friends dare you to watch something you know isn't good, and you choose to say no even if they tease you.**
- **A classmate asks why you go to church, and you're embarrassed, so you pretend it's "just something your parents make you do."**

Discussion:

- **Was it ever hard to decide where to stand?**
- **How do these examples help us understand what it means to be loyal or disloyal?**



4. LESSON

In our last class, we learned about Jesus sharing the Passover meal with His closest friends – His apostles. Jesus knew that His death was coming soon and He tried to prepare them for what was to come.

Today we're going to look at two different times that Jesus was betrayed by those closest to Him.

 What does 'betrayed' or 'to betray' mean?

Answer: To break someone's trust



PREDICTION OF JUDAS' BETRAYAL

Read/have students read Mark 14:17-21

Because Jesus is Divine – meaning He is God – He knows everything, even things that haven't happened yet. He knew that one of His apostles was going to betray Him.

 What did Jesus say would have been better for the man who betrayed Him?

Answer: It would have been better for him if he had not been born.

 What do you think Jesus meant by that?

Answer: Because the punishment for betraying Jesus would be very serious and would last forever.

PREDICTION OF PETER'S BETRAYAL



Now let's look at the second betrayal.


Read/have students read Mark 14:27-31

Again we see Jesus predict another betrayal. This time, however, He names who it will be: Peter.

Even though Jesus knew Peter would deny Him, Peter couldn't imagine ever doing such a thing. He insisted he would stay loyal to Jesus – even if it meant dying with Him. But Peter was human, and sometimes people do the wrong thing when they're scared or under pressure.

We've seen Jesus predict two times He was betrayed. Now, let's see how the story plays out.

Read/have students read Mark 14:43-46

 According to what we just read, who betrayed Jesus?

Answer: Judas

Let's go back in our Bibles to Mark 14:10-11.

Read 14:10-11



 How did Judas betray Jesus?

Answer: He made a deal with the chief priests to turn Jesus over to them in exchange for money.



Now let's look at Peter's betrayal. Jesus said he would deny Him three times before the rooster crowed twice.

Read/have students read Mark 14:66-72

 Did Jesus' prediction come true? Did Peter deny knowing Jesus three times before the rooster crowed twice?

Answer: Yes.

These two accounts of betrayal against Jesus have two very different endings.

Mark's gospel does not include further information about what happened to Judas, so we will turn to Matthew's gospel.

Read/have students read Matthew 27:1-5



After Judas betrayed Jesus, he was filled with regret and sadness, and he died [by taking his own life.] *Teacher discretion is advised with this portion.*

How about Peter? We know Peter wept after he realized he had betrayed Jesus. Was there anything he could do to turn the situation around? Could God still use Peter?

After Jesus died and came back to life He went out to meet His disciples who were fishing. Once Peter realized it was Jesus on the shore, he jumped out of the boat and raced to Him.

Jesus then asked Peter some questions.

Read/have students read John 21:15-19

 What did Jesus ask Peter?

Answer: Do you love me?


 Why do you think Jesus asked Peter the same question three times?

Answer: Once for each time Peter denied Jesus.

Peter denied Jesus three times in front of other people and now Jesus was letting Peter confess three times in front of others that he did love Him. He was giving him a chance to make things right again.


Jesus forgave Peter and Peter was again included with the other apostles.

These two different stories of betrayal had two very different endings.

 Could Judas have been forgiven if he had gone to Jesus and asked for it?

Answer: Yes.

But he chose not to seek forgiveness.

 Have you ever done something wrong to someone or disobeyed God? What should we do in those situations?

Answer: Will vary. But should be something about seeking forgiveness and trying to make a better choice the next time.



5. STUDENT WORKBOOK

Have students open their Student Workbooks to their *Key Terms*, copy definition(s).

ACTIVITY SHEET:

PETER'S PATH



6. REINFORCEMENT ACTIVITIES

JESUS IS DIVINE PROOF

Jesus accurately predicts two betrayals: Judas, Peter. Mark 14:18; 14:30

TIMELINE

Judas betrays Jesus

**Place below The Lord's Supper instituted*



LESSON 11

BETRAYAL (MARK 14:10-72)**CLASS TIME**

**1. PRAYER****2. BIBLE VERSE**

Play a Bible Verse Memory Game

**3. OPENING ACTIVITY**

Have students fill out their *Lesson 11 Review Sheet*. Go over answers and review Sunday's lesson.

**4. FOLLOW-UP QUESTIONS**

1. Why do you think Peter's story ended differently from Judas's story, even though they both betrayed Jesus?
2. What can we learn from Peter about what to do when we make a mistake or sin?

**5. LESSON SPOTLIGHT**

In the last class, we learned about two people who betrayed Jesus – Judas and Peter. Both of them did something really wrong. Judas gave Jesus over to His enemies, and Peter pretended he didn't even know Jesus. But their stories ended very differently. Why?

Answer: Because Peter came back to Jesus and was forgiven

That is what today's lesson is all about: forgiveness.

What is forgiveness?

Answer: Choosing to let go of anger, not holding a wrong action against someone.

Discussion:

Have you ever done something wrong and felt really bad about it?

Did you go to God or the person you hurt and ask for forgiveness?

How did it feel to be forgiven?

What does the Bible say about asking for forgiveness?

Read 1 John 1:9

Jesus is always ready to forgive us when we are sorry and want to make things right.

Peter made a big mistake, but Jesus still loved him and wanted him to keep doing good things.

Peter learned about forgiveness from Jesus.

Read Matthew 18:21-22

Jesus was saying, we should keep forgiving, just like God keeps forgiving us.

Jesus told a story to help people understand how important it is to forgive.

Summary Matthew 18:23-35

There was a king who wanted to check if his servants had paid back the money they owed him. One servant owed the king a HUGE amount – way more than he could ever pay back! The servant begged the king for more time. The king felt sorry for him and forgave the whole debt.

But then that same servant went to another man who owed him just a little bit of money. Instead of being kind, he got mad and demanded the money right away. When the king heard about this, he was very upset. He said, “I forgave you a lot – why couldn’t you forgive someone else a little?” And the king punished the servant.

❓ How did the king show forgiveness?

Answer: He forgave the man’s whole debt (what he owed the king)

❓ What did the servant do wrong after being forgiven?

Answer: He did not forgive the debt that someone owed him

❓ What does this teach us about how we should treat others?

Answer: If God forgives us, we should also forgive others.

**Forgive as the Lord forgave you.
Colossians 3:13**

We learned that Judas and Peter both messed up. One gave up, but one came back to Jesus and was forgiven. We all sin, but we can always go to Jesus. He's ready to forgive, every time.



6. REINFORCEMENT ACTIVITIES

TEAR AND REPAIR

Instructions:

1. Give each student a piece of paper and ask them to write or draw on it something they care about (like a pet, favorite toy, family, etc.).
2. Then say: "Now imagine someone did something to hurt you or your feelings. Tear your paper once to show that pain."
3. Ask how it felt to tear something they cared about.
4. Then give them a piece of tape and tell them to carefully tape their paper back together.
5. Ask: Is it the same as before? Can you still see the damage?

Sometimes when we hurt someone, it's like tearing a relationship. Forgiveness is like the tape – it doesn't undo the damage, but it can help to fix what was broken. Even though we can still remember the hurt, we can choose to forgive and love again.

GAME:

BOOKS OF THE BIBLE CIRCLE

Directions:

1. Have students sit or stand in a circle.
2. Give one student an object (ball, beanbag, or Bible).
3. Students pass the object around the circle.
4. Each time a student receives the object, they must say the next book of the Bible in order.
5. If a student hesitates too long or says the wrong book they step out for one round only or do a fun reset (jump once, spin, rejoin).
6. Continue until you reach the end of the Bible or time runs out.

LESSON 12

JESUS BEFORE PILATE, CRUCIFIXION, BURIAL (MARK 15:1-47)

CORRESPONDS WITH ADULT LESSON 9



OBJECTIVES

Students will...

- Know that the final hours of Jesus' life are called the Passion
- Understand that Jesus was unfairly put on trial and crucified, even though He was innocent
- Remember that Jesus was beaten, mocked, and crucified between two criminals
- Know that amazing things happened when Jesus died: the temple curtain tore, a Roman guard said Jesus was God's Son
- Remember that some of Jesus' followers—including women—saw Him die and that Joseph of Arimathea buried His body in a tomb
- Understand that Jesus allowed all this to happen because He loves us and came to take away our sins



KEY TERMS (WRITE OUT AHEAD OF CLASS FOR COPYING)

- Mock—To insult or make fun of



MAP WORK

- Golgotha



MATERIALS

- Bible for each student
- OT and NT books of the Bible posters
- Jesus is Divine Poster/ Proof(s)
- Bible Times Map
- Student Workbooks
- Coloring pencils, scissors, glue
- Items for Passion craft



NOTE TO TEACHER

The teacher may need to cut out the "Passion" word for students ahead of class if determined to be too complicated.



CLASS TIME



1. PRAYER



2. BIBLE VERSE REVIEW

And He said to them, “Go into all the world and preach the gospel to all creation. He who has believed and has been baptized shall be saved; but he who has disbelieved shall be condemned.”

Mark 16:15-16



3. OPENING ACTIVITY

FAIRNESS FREEZE

How to Play:

1. Explain the game: I will say different situations, and you'll move around the room like normal – but when I say something that sounds unfair, you 'Freeze!'
2. Have kids walk or move around freely while you read situations aloud.
3. Situations to call out (feel free to add more):
 - You and your friends all get the same amount of time to play a fun game.
 - Only one kid gets a turn, even though everyone wants to play.
 - You help clean up, and your teacher thanks you.
 - Someone gets blamed for something they didn't do.
 - You do something nice for someone but no one sees you or thanks you for it.
 - Everyone gets the same prize in a competition, even those who lost.
 - Everyone gets a turn picking what game to play at recess.
4. After each freeze, ask a student why they felt the situation was unfair.

Sometimes people are treated unfairly, and it makes them feel sad or hurt. Today, we will learn about a time when Jesus was treated very unfairly, even though He never did anything wrong.



4. LESSON



The last few hours of Jesus' life here on earth are often referred to as The Passion.

Jesus' last day on earth before His death can be divided into three parts: Jesus before Pilate; The Crucifixion; and Jesus' Burial.



1. Jesus Before Pilate:

For a long time, the Jewish religious leaders had been upset with Jesus. They were angry about the things He said and the fact that He claimed to be the Son of God. They wanted to kill Him – but there was a problem:

They were under Roman rule, and only the Roman government could sentence someone to death. They needed permission and a reason that would convince the Roman rulers.

So, after arresting Jesus, they took Him to Pontius Pilate, the Roman governor. They told Pilate that Jesus claimed to be “King of the Jews,” which could sound like Jesus was trying to take power away from Caesar, the Roman emperor.

But Pilate didn’t think Jesus had done anything wrong. He even tried three times to let Him go. Still, the angry crowd kept shouting, “Crucify Him!”

Finally, Pilate gave in and handed Jesus over to be crucified by the Roman soldiers.



2. Crucifixion:

Read/have students read Mark 15:16-20

Before being crucified, Jesus was beaten and mocked.

What does it mean to ‘mock’?

Answer: To insult or make fun of

If we keep reading in Mark we see that Jesus was crucified at 9:00 in the morning. He was hung between two criminals who were being punished for their crimes.

Had Jesus done anything wrong?

Answer: No. He was without any sin.

Even though Jesus was crucified in the morning, He did not die right away and suffered for many hours.


Read/have students read Mark 15:33-34; 15:37-41.

We see Jesus cry out and then take His last breath.

What two things does Mark mention happened when Jesus died?

Answer: The curtain of the temple was torn in two from top to bottom. The centurion, a Roman guard, who was standing at the foot of the cross said, “Surely this man was the Son of God.”

Mark also mentions some faithful women who had been followers of Jesus and who were there that day and witnessed the death of Jesus on the cross.

 Which three women does Mark specifically name?

Answer: Mary Magdalene, Mary the mother of James, and Salome.




3. Burial:


The final scene in *The Passion* is the burial of Jesus' body.

Read/have students read Mark 15:42-47

We see here that a man named Joseph of Arimathea took it upon himself to take care of Jesus' body and burial.


 Where did he bury Jesus' body? How did he seal the entrance?

Answer: In a tomb cut out of rock. Rolled a stone against the entrance.

 After all these events, how do you think Jesus' followers felt?

Answer: Will vary. Sad, scared, unsure, etc.



 Knowing that Jesus died for each of us, how should we feel?

Answer: Will vary. Grateful, loved.



5. STUDENT WORKBOOK

Have students open their Student Workbooks to their *Key Terms*, copy definition(s).

Have students open their Student Workbooks to their *Bible Times Map*.

- **Golgotha** – Draw a cross above the word.

ACTIVITY SHEETS:

THE PASSION

THANK YOU, JESUS

Have students write a thank-you note to Jesus, thanking Him for all He has done for them.

6. REINFORCEMENT ACTIVITIES

JESUS IS DIVINE PROOF

Jesus' death: supernatural events occurred; Roman centurion proclaims Jesus as God's Son.

Mark 15:33-39

TIMELINE

Faithful women witness Jesus' death

Joseph of Arimathea buries Jesus' body

**Place both below Jesus is crucified*



LESSON 12

JESUS BEFORE PILATE, CRUCIFIXION, BURIAL (MARK 15:1-47)**CLASS TIME**

**1. PRAYER****2. BIBLE VERSE**

Play a Bible Verse Memory Game.

**3. OPENING ACTIVITY**

Have students fill out their *Lesson 12 Review Sheet*. Go over answers and review Sunday's lesson.

**4. FOLLOW-UP QUESTION**

1. Why did Jesus let His crucifixion happen even though He did nothing wrong?

**5. LESSON SPOTLIGHT**

In our last lesson we learned about Jesus' arrest and trial before Pilate, the Roman Governor, as well as Jesus' crucifixion and burial.

Where did all these events take place?

Answer: Jerusalem



The Jewish leaders probably thought they had solved their problem of Jesus. They thought they were finally rid of Him.

The Jewish leaders didn't know it but Jesus' death on the cross was all part of God's plan to save mankind. They never had any real power and if God or Jesus had wanted to, all of this pain and suffering could have been avoided.



Do you think any of these terrible things took God or Jesus by surprise?

Answer: No.

Read/have students read John 3:16; John 10:17-18; Romans 5:8

 **Why did Jesus allow His own crucifixion and death to take place?**

*Answer: To fulfill the will of God
Because He loves each one of us
So that Jesus could take away our sins, fix the broken relationship between us and God, and help us be with Him in heaven one day*



Jesus didn't wait for us to be perfect or good. He died for us while we were sinners. That means His love was a gift, not something we earned.

 **How does knowing this help us live differently?**

Answer: Will vary.



It's good to always remember how much Jesus loves us and the sacrifices He made for us.

 **What specific time of the week does Jesus want us to set aside to remember His sacrifice on the cross?**

Answer: Sunday during communion. We take the Lord's Supper to remember His body and His blood, just like He asked.

"Do this in remembrance of Me." — Luke 22:19



6. REINFORCEMENT ACTIVITIES

IN THEIR SHOES – EMOTION CHARADES

Help students connect emotionally with the events of the Passion story and understand how Jesus' followers might have felt.

Instructions:

1. Before class, write one emotion per slip of paper and place them into a plastic cup for students to draw out of (sad, scared, confused, angry, ashamed, surprised, hopeful, etc.).
2. Write the same words on the board in a word bank.
3. One at a time, students pull a slip and silently act out the emotion while the rest of the class guesses.

4. After each round, ask:

- “Do you think anyone in the Passion story felt this way?”
- “Which part of the story might that fit with?” (Examples: Scared – when He was arrested, Sad – when Jesus died.)

STORY SEQUENCE CARDS

Use the *Story Sequence Cards* (Additional Resources), one set for the entire class or make copies for each student to have their own (to save time, cut each set for students before class.)

Instructions:

- Mix up cards and have students work alone or as a group to put them in the correct order.
- Afterward, go through the correct timeline as a class to check answers and reinforce understanding.

LESSON 13 RESURRECTION, FINAL APPEARANCE (MARK 16:1-20)

CORRESPONDS WITH ADULT LESSON 9



OBJECTIVES

Students will...

- Remember that Jesus' followers expected to find His body in the tomb
- Know that the women saw an angel who said Jesus was alive and told them to share the news with the apostles and Peter
- Understand that Peter may have felt left out after denying Jesus, but he was still included
- Remember that Jesus had already said He would rise again, and His followers should have trusted His promise
- Know that at first the apostles didn't believe the good news, but Jesus appeared to them and corrected their unbelief
- Learn that Jesus gave His apostles a mission to tell the whole world about Him
- Know that Jesus said those who believe and are baptized will be saved, and His instructions are for all believers—including us



KEY TERMS (WRITE OUT AHEAD OF CLASS FOR COPYING)

- Resurrection—Coming back to life after being dead



MAP WORK

- Galilee



MATERIALS

- Bible for each student
- OT and NT books of the Bible posters
- Jesus is Divine Poster/ Proof(s)
- Bible Times Map
- Student Workbooks
- Coloring pencils, scissors, glue



NOTE TO TEACHER

While there may not be time to trace and review all of the different languages for the student activity, encourage students to choose one or two languages to trace.

If possible, use google.com/translate (type the message in English first and then choose the translated language from the drop down menu) to play the audio of the different languages so that the students may hear what they sound like.



CLASS TIME



1. PRAYER



2. BIBLE VERSE REVIEW

This is the last week for this verse.

And He said to them, “Go into all the world and preach the gospel to all creation. He who has believed and has been baptized shall be saved; but he who has disbelieved shall be condemned.”

Mark 16:15-16



3. OPENING ACTIVITY

WHAT DID YOU EXPECT?

Purpose: To introduce the idea that we often expect one thing, but reality can surprise us – just like the resurrection surprised Jesus' followers.

Materials:

- 4 small paper bags or boxes (not see-through)
- Everyday objects inside, such as:

A button in a bag labeled “small, round, smooth”

A kiwi in a bag labeled “brown & fuzzy”

A plastic spoon in a bag labeled “mystery tool”

A vegetable in a bag labeled “tasty and delicious”

Instructions:

1. Show the class the labeled bags one at a time.
2. Ask: “What do you expect is inside based on the label?”
3. Let students take turns guessing.
4. Open each bag and reveal the item.
5. After you've gone through all the bags, ask:

“Was that what you expected?”

“Can you think of a time in your life when something happened differently than you expected?”

4. LESSON



We all have expectations – things we think will happen. Sometimes things turn out exactly as we expected, but sometimes they don't.

What are some things you expect to happen later today or tomorrow?

Answer: Will vary.



In our last lesson, we learned about the death of Jesus. Today, we're going to talk about what happened next – His resurrection – and the important instructions He gave before returning to Heaven.

What does 'resurrection' mean?

Answer: Coming back to life after being dead

Read/have students read Mark 16:1-8

What do we read in this passage?

Answer: Will vary. Women went to the tomb fully expecting to see Jesus' dead body. They saw an angel instead who told them to tell the Apostles and Peter to go to Galilee where Jesus had gone on ahead of them.

Why do you think the angel mentioned Peter by name, instead of just saying "the Apostles"? What had Peter done right before Jesus was crucified?

Answer: He had denied knowing or being with Jesus three times. He was probably feeling really bad about himself and maybe he was not hanging out with the Apostles. Jesus wanted him to know that he was still loved and still included.

Read/have students read Mark 16:9-13

When the women told them the good news, what should the Apostles' reactions have been? Should they have expected to see Jesus alive again?

Answer: Will vary. Yes.

Jesus had told His apostles that He would rise again on the third day after His death. They had been with Him for several years, and everything else He said would happen had come true. Why would it be any different now?

Let's look up some passages where Jesus told His apostles that He would resurrect:

Assign verses and have students read:


Mark 8:31

Mark 9:31

Mark 10:33-34

They had every right to expect Jesus to resurrect.

Read/have students read John 11:25-26

 **How did the Apostles actually react to the news that Jesus was alive?**

Answer: They did not believe.



 **Jesus makes the same promise to us...if we believe and obey, what should our expectation after death be?**

Answer: To be resurrected and live with Him forever



Read Mark 16:14-16

We see here that Jesus spent time with His apostles after His resurrection and let them know He was disappointed in them for not believing when others told them of His resurrection.


 **He also left them with some final instructions. What were those?**

Answer: Go into all the world and preach the gospel to all creation.




 **What did Jesus say about people who believed and were baptized?**

Answer: That they would be saved.

 **What do people need to believe in order to be saved?**

Answer: That Jesus is the Son of God. That He died to save everyone and that He rose again and is in Heaven with God.

 **And if people believe that this is true, how does Jesus say He wants them to show their belief?**

Answer: Obeying Him by being baptized

At the very end of Mark's gospel, we see that the apostles did exactly what Jesus told them to do:

So then, when the Lord Jesus had spoken to them, He was received up into heaven and sat down at the right hand of God. And they went out and preached everywhere.
– Mark 16:19-20

 **Were Jesus' final instructions just for His apostles, or are they also for us today?**

Answer: They are for everyone who believes in Jesus—even today—until He comes back again.



5. STUDENT WORKBOOK

Have students open their Student Workbooks to their *Key Terms*, copy definition(s).

Have students open their Student Workbooks to their *Bible Times Map*.

- **Galilee** - Draw green lines throughout the region

ACTIVITY SHEET:

SHARING THE GOOD NEWS

The last instructions that Jesus gave to His disciples were to share the Good News with all nations. We're going to work on how we could share the Good News in many different languages.



6. REINFORCEMENT ACTIVITIES

JESUS IS DIVINE PROOF

An angel testifies to Jesus' resurrection. Mark 16:6

Jesus appears to His disciples after the resurrection. Mark 16:14-16



LESSON 13

RESURRECTION, FINAL APPEARANCE (MARK 16:1-20)**CLASS TIME**

**1. PRAYER****2. BIBLE VERSE**

Play a Bible Verse Memory Game.

**3. OPENING ACTIVITY**

Have students fill out their *Lesson 13 Review Sheet*. Go over answers and review Sunday's lesson.

**4. FOLLOW-UP QUESTIONS**

1. Why did the angel make sure to mention Peter by name when telling the good news?
2. What did Jesus tell His followers to do, and what did He say would happen to those who believe and are baptized?

**5. LESSON SPOTLIGHT**

On Sunday we talked about expectations, how the apostles should have expected to see Jesus alive again.

Another part of the story where God again does something unexpected is by allowing women to be the first to receive the news of the resurrection.

What were the names of the women that went to the tomb on the third day?

Answer: Mary Magdalene, Mary, the mother of James, and Salome



During the first century, women were not seen as very important in society. God, by including them in this historic event in this way, is showing the world that both men and women are equally important, and can both work to share the Good News.



Throughout the gospels, Jesus was always doing the unexpected by including and honoring those seen as the least important: children, crippled, 'sinners', and women.

? What lessons can we learn from Jesus' example, about how we should treat everyone?

Answer: Will vary. Something along the lines of being kind and loving to all people, because we are all made in the image of Christ.

6. REINFORCEMENT ACTIVITIES – SERIES REVIEW

BIBLE VERSE UNSCRAMBLE

- Use the strips of paper previously created for the Bible Verse Scavenger Hunt review game.
- Create three stations—one for each verse, mix up the papers.
- Split up the students into three groups and have them rotate through each station, working as a team to unscramble the verses as fast as they can.

GOSPEL OF MARK JEOPARDY REVIEW GAME

Materials:

- Category & Question cards (Additional Resources)
- Post-it notes/index cards with points written on them
- Buzzers or a way for teams to “buzz in” (optional)

Setup:

1. Cut out category & question cards
2. Arrange category cards in a row with corresponding questions below
3. Cover questions with completed post-it notes
4. Allow students to play as individuals or split into teams

Rules:

1. Choosing a Question:

Teams take turns selecting a category and point value.

- Example: “John Mark for 200 points.”

2. Answering:

The teacher reads the question aloud.

- The first person/team to buzz in (or raise a hand) gets to answer.

3. Scoring:

- Correct answer: Team earns the points.
- Incorrect answer: Points are subtracted (optional) and other teams can try.

4. Next Turn:

The team that answered correctly chooses the next category and point value.

If no team answers correctly, the same team chooses again.

5. Winning:

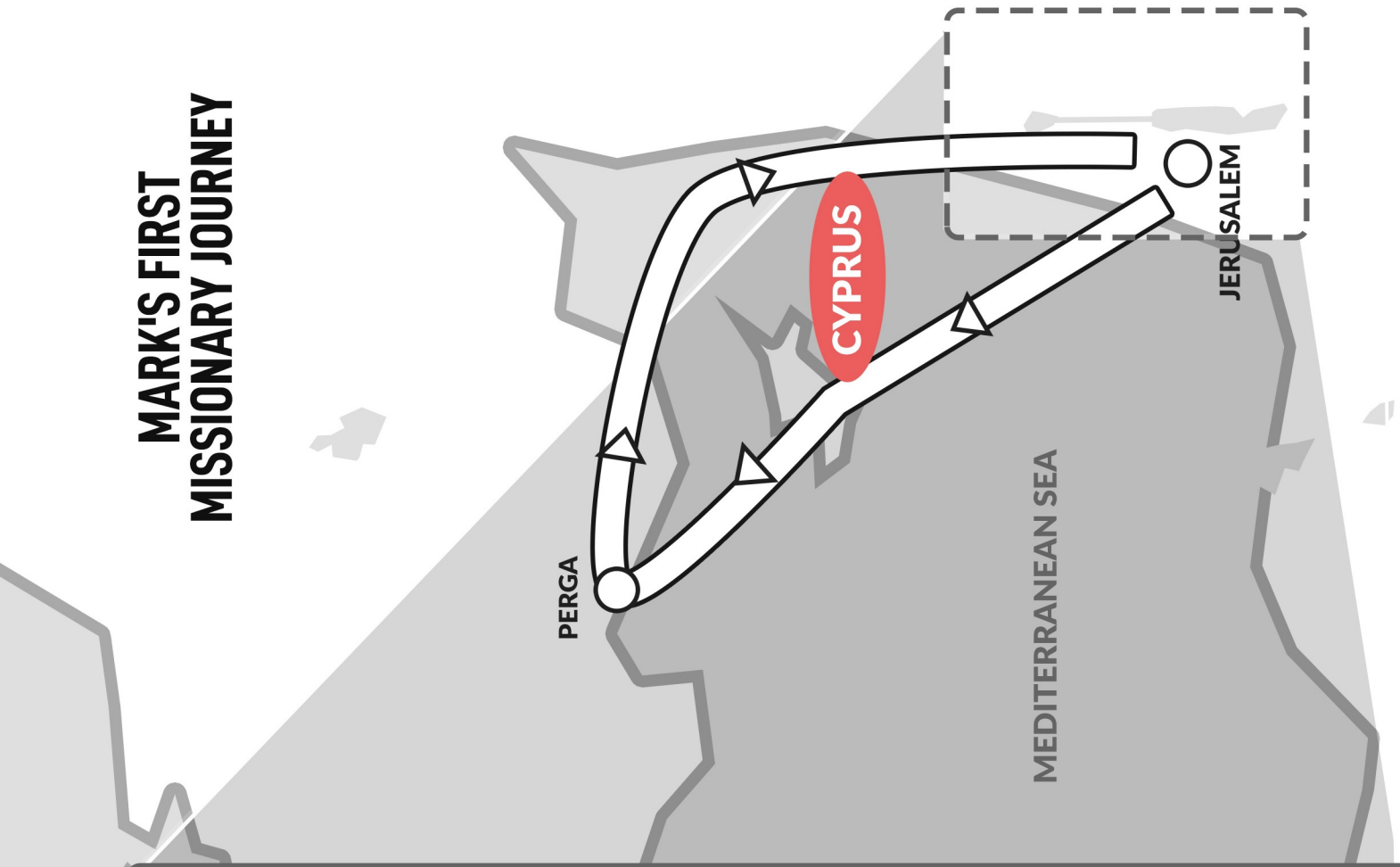
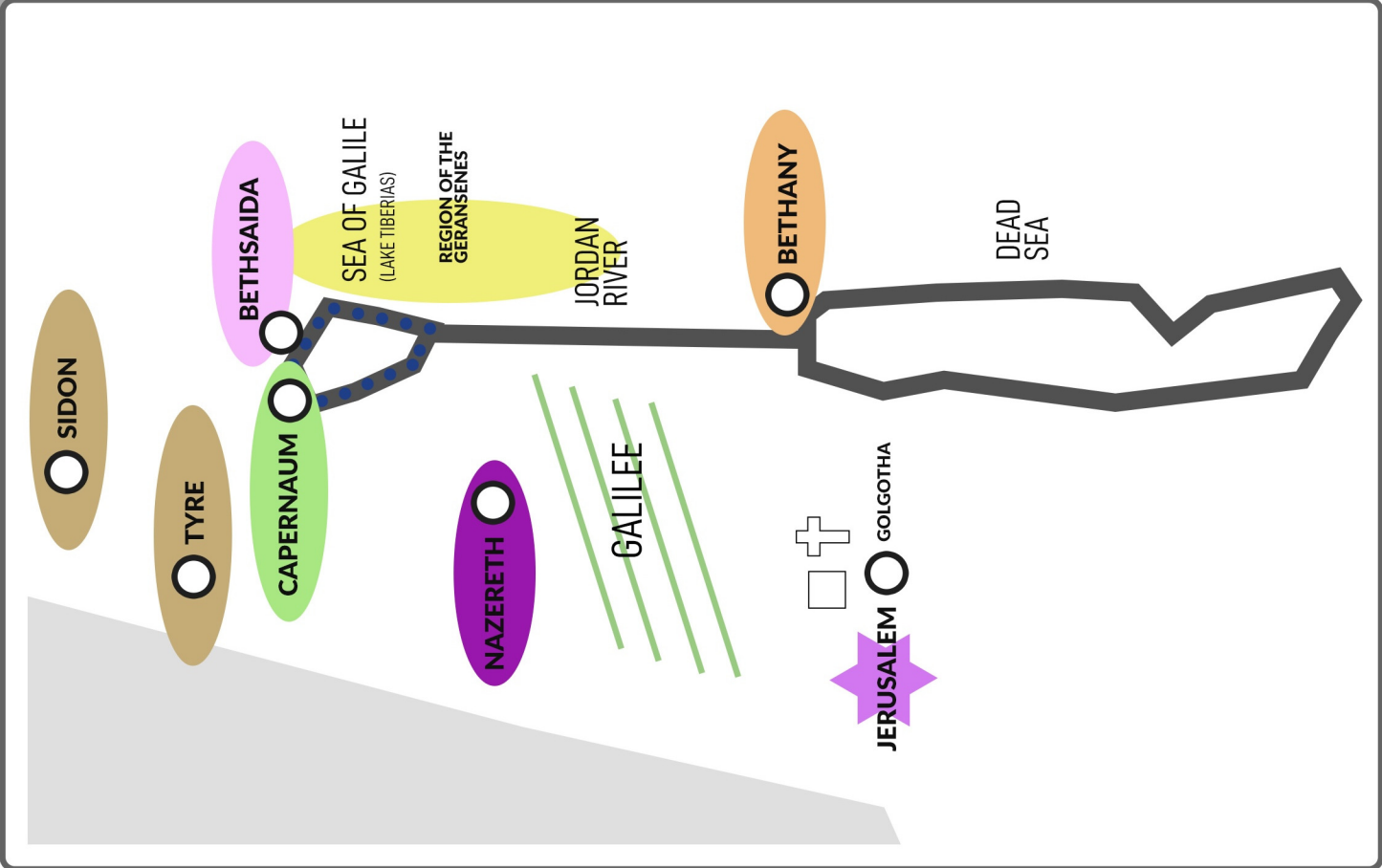
- Continue until all questions are answered or time is up.
- The team with the most points wins.



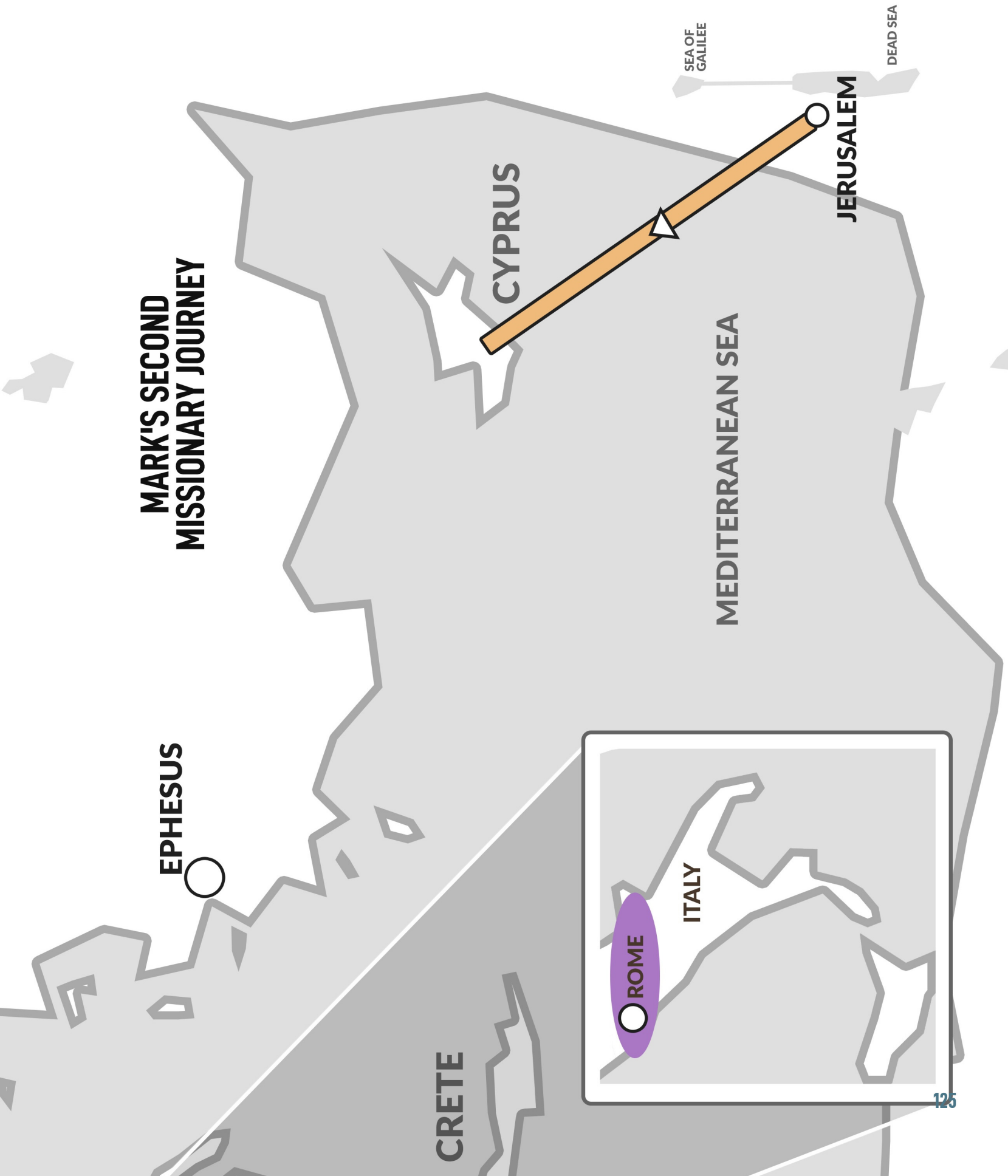
All of the following resources can be downloaded for free at:

BibleTalk.kids/mark

MARK'S FIRST MISSIONARY JOURNEY



MARK'S SECOND MISSIONARY JOURNEY



EPHESUS

CYPRUS

JERUSALEM

SEA OF
GALILEE

DEAD SEA

MEDITERRANEAN SEA

CRETE

ROME

ITALY

ORDER THE
BIBLE BOOKS

OLD
TESTAMENT

Genesis

EXODUS

Leviticus

NUMBERS

DEUTERONOMY

JOSHUA

JUDGES

RUTH

I & II SAMUEL

I & II KINGS

I & II CHRONICLES

EZRA

NEHEMIAH

ESTHER

Ecclesiastes

LAMENTATIONS

Joel

MICAH

PROVERBS

JEREMIAH

Hosea

JONAH

PSALMS

ISAIAH

DANIEL

OBADIAH

JOB

SONG OF SOLOMON

Ezekiel

AMOS

HAGGAI

MATTHEW

ACTS

EPHESIANS

ZEPHANIAH

New
TESTAMENT

JOHN

GALATIANS

HABAKKUK

MALACHI

LUKE

I & II CORINTHIANS

NAHUM

ZECCHARIAH

MARK

ROMANS

PHILIPPIANS

COLOSSIANS

I & II THESSALONIANS

I & II TIMOTHY

TITUS

PHILEMON

HEBREWS


I & II PETER

I, II & III JOHN

JUDE

REVELATION

OLD TESTAMENT



NEW TESTAMENT



TIMELINE OVERVIEW



BC – BEFORE CHRIST



CREATION



THE FLOOD




ABRAHAM



MOSES



KING SAUL



AD – ANNO DOMINI
"THE YEAR OF OUR LORD"



MATTHEW 4-59
MATTHEW'S GOSPEL IS WRITTEN
BASED ON PETER'S ACCOUNT



MATTHEW 1
MARK WRITES HIS GOSPEL
BASED ON PETER'S ACCOUNT



MATTHEW 2
JESUS' BIRTH



MATTHEW 3
JOHN THE BAPTIST BAPTIZES JESUS



MATTHEW 4
JESUS TESTED IN THE WILDERNESS



MATTHEW 5
JESUS' SERMON ON THE MOUNT



MATTHEW 6
JESUS TEACHES HOW TO PRAY



MATTHEW 7
JESUS TELLS US TO LOVE OUR ENEMIES



MATTHEW 8
JESUS PERFORMED MANY MIRACLES



MATTHEW 10
JESUS CALLS HIS 12 APOSTLES



MATTHEW 10
JESUS SENDS OUT THE 12




MATTHEW 11
JESUS DEALS WITH DOUBTS AND CONFLICTS




MATTHEW 13
JESUS TEACHES THROUGH PARABLES



MATTHEW 14
JESUS FEEDS 5,000 PEOPLE



MATTHEW 15
JESUS SHOWS COMPASSION TO THE GENTLE WOMAN



MATTHEW 16
PETER CONFESSES THAT JESUS IS THE CHRIST, THE MESSIAH



MATTHEW 17
THE TRANSFIGURATION




MATTHEW 18
JESUS TEACHES US TO HAVE A CHILD-LIKE FAITH



MATTHEW 18
JESUS TEACHES HOW TO RESOLVE CONFLICTS



MATTHEW 21
JESUS' TRIUMPHAL ENTRY



MATTHEW 21
JESUS CLEANSSES THE TEMPLE



MATTHEW 22
THE GREATEST COMMANDMENT



MATTHEW 23
JESUS CONFRONTS THE PHARISEES



MATTHEW 24
TEACHINGS
DESTRUCTION OF JERUSALEM, TEMPLE



MATTHEW 24
TEACHINGS
BEING PREPARED FOR JESUS' RETURN



MATTHEW 26
JESUS' FINAL PASSOVER MEAL




MATTHEW 26
THE LORD'S SUPPER INSTITUTED




MATTHEW 26
JUDAS BETRAYS JESUS



MATTHEW 26
JESUS IS ARRESTED AND STANDS TRIAL




MATTHEW 26
PETER DENIES JESUS



MATTHEW 27
JESUS IS CRUCIFIED



MATTHEW 27
FAITHFUL WOMEN WITNESS JESUS' DEATH



MATTHEW 27
JOSEPH OF ARIMATHEA BURIES JESUS' BODY

TIMELINE CARDS

These cards are used to create a timeline of the events in Mark. Have your students add the appropriate cards for the story at the appointed times.

You can cut them out of this guide or download them at:

bibletalk.kids/mark

Each series includes its own timeline cards. This guide contains the Mark set. Cards from the other series are available in their guides or at:

bibletalk.kids/timeline



MARK WRITES HIS GOSPEL
BASED ON PETER'S ACCOUNT



JOHN MARK GOES ON MISSIONARY JOURNEYS



JESUS CALLS PETER



**PETER CONFESSES THAT JESUS IS THE CHRIST,
THE MESSIAH**



JUDAS BETRAYS JESUS



FAITHFUL WOMEN WITNESS JESUS' DEATH



JOSEPH OF ARIMATHEA BURIES JESUS' BODY

JESUS
IS
DIVINE

JESUS IS DIVINE PROOFS

LESSONS 1-8

MARK MAKES THE CLAIM THAT
JESUS IS THE SON OF GOD.

MARK 1:1

JESUS IS THE ONE EVERYONE WAS
WAITING FOR, OUR SAVIOR.

MARK 1:14-15

JESUS HAS DIVINE KNOWLEDGE
ABOUT THE KINGDOM OF GOD.

MARK 4:1-9; MARK 4:21-22;
MARK 4:26-29

POWER TO FORGIVE SINS,
HEAL, CAST OUT DEMONS.

MARK 2:1-12; MARK 3:1-6

JESUS IS LORD OVER ALL: NATURE,
SPIRIT WORLD, ILLNESS, DEATH.

MARK 4:35-41; 5:1-13; 5:25-43

JESUS POSSESSES
SUPERNATURAL POWERS.

MARK 6:33-44; MARK 6:45-52

OTHERS SAY THAT JESUS IS THE
MESSIAH, THE DIVINE SON OF GOD.

MARK 8:29

JESUS IS THE ONLY ONE
THAT CAN SAVE US.

MARK 8:34-38

JESUS TRANSFORMED
INTO HIS DIVINE FORM.

MARK 9:2-3, LUKE 9:29

FULFILLS TWO PROPHECIES:

TRIUMPHAL ENTRY -

ZECHARIAH 9:9

CLEANSING OF THE TEMPLE -

MALACHI 3:1-3

JESUS IS DIVINE PROOFS

LESSONS 9-13

JESUS REVEALED TRUTHS
ABOUT HEAVEN THAT ONLY
GOD COULD KNOW.

MARK 12:18-27

MAKES PROPHECIES THAT LATER
COME TRUE: DESTRUCTION OF
TEMPLE; FALSE PROPHETS.

MARK 13:1-2; 5-7

JESUS ACCURATELY PREDICTS TWO
BETRAYALS: JUDAS, PETER.

MARK 14:18; 14:30

JESUS' DEATH:
SUPERNATURAL EVENTS OCCURRED;
ROMAN CENTURION PROCLAIMS JESUS
AS GOD'S SON.

MARK 15:33-39

AN ANGEL TESTIFIES TO
JESUS' RESURRECTION.

MARK 16:6

JESUS APPEARS TO HIS DISCIPLES
AFTER THE RESURRECTION.

MARK 16:14-16

LESSON 3 – FRUIT OF THE SPIRIT RACE



LESSON 3 – SCENARIO SKITS

Directions:

1. Cut the *Scenario Skits* into individual strips.
2. Pair up students and give them one or several of the strips.
3. Have them work with their partner to act out the skits.

Go through the *skits* a second time, changing the ending to a positive encounter.

Line Cutting

One student cuts in line.
The other student yells, “Hey! That’s not fair!”

Broken Pencil

One student accidentally breaks the other’s pencil.
The other student gets mad and blames them loudly.

Ignored Answer

One student ignores their partner’s idea during a group activity.
The other student crosses their arms and says something rude.

Seat Taken

One student sits in the other’s usual seat.
The other student snaps, “That’s my spot!”

Game Loss

One student wins a game.
The other student complains and accuses them of cheating.

Bumped Accidentally

One student bumps into the other while walking.
The other student shouts, “Watch where you’re going!”

Sharing Refused

One student won’t share supplies.
The other student responds by grabbing and getting angry.

Teasing Comment

One student makes a teasing remark.
The other student fires back with an insult.

Group Project Mess-Up

One student messes up part of a project.
The other student sighs loudly and blames them.

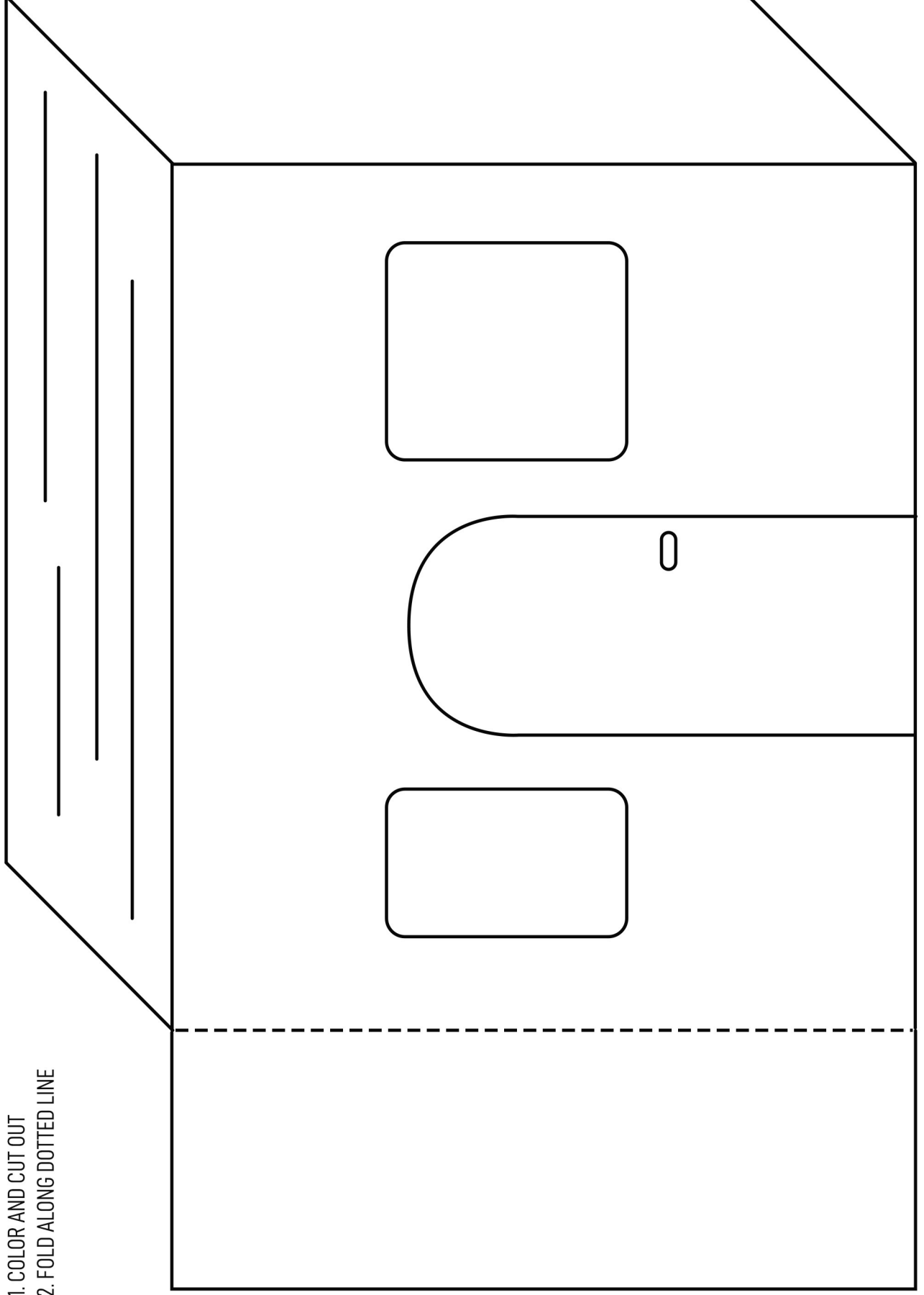
Late Partner

One student arrives late to an activity.
The other student complains and says, “You always do this!”

MAN LOWERED THROUGH ROOF

DIRECTIONS:


1. COLOR AND CUT OUT
2. FOLD ALONG DOTTED LINE





DIRECTIONS:

1. COLOR INSIDE OF HOUSE AND MAN ON BED
2. CUT PIECES OUT AND HOLES ON X'S
3. PULL STRING THROUGH HOLES AND ATTACH TO BED, ALLOWING FOR ADDITIONAL STRING BEHIND IMAGE.



GLUE HERE

LESSON 4 – SKIT: JESUS RAISES JAIRUS'S DAUGHTER

Speaking Characters

- Narrator
- Jesus
- Jairus
- Messenger
- Disciples

(narrator/disciple roles can be assigned to two or just one)

Non-speaking characters

- Little girl
- People in Jairus's house

Props (optional):

- Bible-time costumes/robes
- Small mat or chair for girl to lie on

(Jesus walking with Jairus and His disciples)

Narrator: Jesus was on His way to Jairus's house. Jairus was a synagogue leader, and his little daughter was very sick. While they were walking, something happened.

Messenger: (Hurries in, out of breath) Jairus! I'm so sorry. Your daughter... she's died. You don't need to bring the teacher anymore.

Jairus: (Covers face, crying) No... my daughter... Jesus, what do we do now?

Jesus: (Gently puts a hand on Jairus's shoulder) Don't be afraid. Just believe.

Narrator: And so Jesus kept walking with Jairus toward the house. He brought only a few disciples with Him.

Disciple 1: (Looking around) There are so many people crying and making noise inside.

Jesus: (Steps forward) Why are you crying? The child isn't dead – she's only sleeping.

Narrator: The people laughed at Jesus because they didn't believe Him. Jesus asked everyone to leave the room except Jairus, the girl's mother, and His disciples.

Jairus: (Kneels by the girl) Jesus... please... can You help her?

Jesus: (Takes the girl's hand gently) Little girl, I say to you, get up!

Narrator: Immediately, the girl stood up and began to walk around. Everyone was amazed!

Disciple 2: (Points excitedly) She's alive! Jesus truly has power over life and death!

Jesus: Don't tell everyone what happened. And give her something to eat.

Narrator: And that's how Jesus showed His love and power by raising Jairus's daughter from the dead.

BELONGS IN THE BIBLE

JESUS PERFORMED
MANY MIRACLES.

THE ONLY WAY TO GOD
IS THROUGH JESUS.

MANY WITNESSES SAW JESUS
AFTER HE RESURRECTED.

JESUS' LIFE ON EARTH
PROVED THAT HE IS GOD.

THE WHOLE BIBLE
WAS INSPIRED BY
THE HOLY SPIRIT.

DOESN'T BELONG IN THE BIBLE

THIS BOOK WAS
DISCOVERED 300 YEARS
AFTER JESUS DIED.

THIS AUTHOR DIDN'T KNOW
APOSTLES OR JESUS, BUT WAS
A REALLY NICE PERSON.

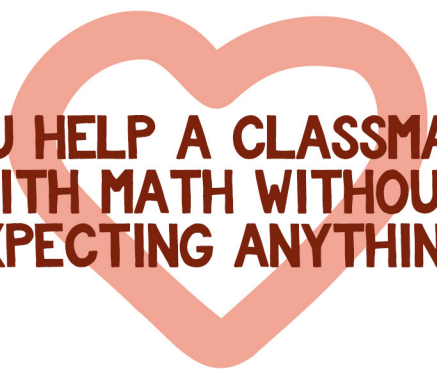
JESUS IS ONE
OF GOD'S SONS.

JESUS WAS NEVER
REALLY A MAN, HE WAS
MORE LIKE A GHOST.

NOT EVERYTHING THAT WAS
SAID IN THE O.T. MATCHES
WHAT WAS SAID IN THE N.T.

A HEART THAT REFLECTS JESUS

A HEART THAT NEEDS TRAINING



**YOU HELP A CLASSMATE
WITH MATH WITHOUT
EXPECTING ANYTHING.**



**YOU COMPLAIN ABOUT
CHORES AND ONLY
DO THEM BECAUSE
YOU HAVE TO.**



**YOU ARGUE TO BE THE
LEADER IN A GAME.**



**YOU THANK YOUR
PARENTS AND HELP
AT HOME WITHOUT
BEING ASKED.**



**YOU GET UPSET WHEN
YOU DON'T GET THE
NEWEST TOY.**



**YOU FORGIVE A FRIEND
AFTER A DISAGREEMENT.**



**YOU SHARE YOUR TOYS
OR MONEY WITH
SOMEONE IN NEED.**



**YOU IGNORE A
CLASSMATE WHO IS
LEFT OUT.**



CAIN

GENESIS 4

Cain became very jealous and angry when God accepted Abel's offering. Instead of calming down, he let his anger control him and killed his brother.



MOSES

NUMBERS 20

Moses was frustrated with the people and angry. He hit the rock instead of doing what God said. Because of this, he was not allowed to enter the Promised Land.



SAUL

1 SAMUEL 18-20

King Saul became jealous of David and let his anger grow. His anger made him try to kill David.



JONAH

JONAH 4

Jonah was very angry when God showed mercy to the people of Nineveh. Instead of being thankful, he complained and became upset, showing he did not control his feelings well.



JOSEPH

GENESIS 45

Joseph's brothers treated him very badly and sold him as a slave. Later, when he had power over them, he chose forgiveness instead of anger and showed them love.



DAVID

1 SAMUEL 24

David had a chance to hurt King Saul, who was trying to kill him. Instead, David showed self-control and chose not to harm Saul because he trusted God.



MARY (JESUS' MOTHER)

JOHN 19

Mary watched her Son suffer on the cross. Even in deep sadness and pain, she stayed faithful and strong, trusting God instead of becoming angry.



PAUL

ACTS 16

Paul was put in prison for following Jesus. Instead of getting angry or giving up, he prayed and praised God, showing great self-control and faith.

LESSON 10 WEDNESDAY

SORTING THE 10 COMMANDMENTS

Materials Needed:

- Printed cards or strips with each of the Ten Commandments (simplified wording on next page)
- Two labeled posters, whiteboards, or large sheets of paper: "Love God", "Love Others"
- Tape or magnets (depending on your surface)

Directions:

- Mix up the Ten Commandments cards.
- One by one, read a commandment aloud and ask students where it belongs: under "Love God" or "Love Others."
- Let the students discuss their answers and then place the card under the correct heading.

PUT GOD FIRST.

WORSHIP ONLY GOD.

RESPECT GOD'S NAME.

KEEP GOD'S SPECIAL DAY HOLY.

HONOR YOUR PARENTS.

DON'T HURT OTHERS.

BE FAITHFUL IN MARRIAGE.

DON'T STEAL.

DON'T LIE.

DON'T WANT WHAT OTHERS HAVE.

LESSON 12 – SKIT: JESUS SHARES THE LORD'S SUPPER

(Based on Mark 14:12–26)

Roles (5):

- Narrator
- Jesus
- Peter
- John
- Disciple(s) (1+ represents the rest of the apostles) optional

Props (optional):

- “Bread”
- Cup
- Bible-times costumes



SCRIPT

Narrator: It was time for the Passover. Jesus and His disciples gathered together to remember how God saved His people long ago.

Peter: Jesus, where do You want us to prepare the Passover meal?

Jesus: Go into the city. You will see a man carrying a jar of water. Follow him.

John: What should we say to him?

Jesus: Tell him, “The Teacher asks: Where is My guest room, where I may eat the Passover with My disciples?”

Narrator: Peter and John did just as Jesus said. Everything happened exactly the way Jesus told them.

(Peter and John act out Jesus’ instructions. Along with the “Disciple(s)” they act out setting the Passover meal).

Peter: The Passover meal is ready.

(All sit at the table)

Narrator: That evening, Jesus sat down with His disciples to eat.

Jesus: I have wanted very much to eat this Passover with you.

Narrator: As they were eating, Jesus took bread.

Jesus: (holds up bread for all to see) Take this. This is My body.

Narrator: Then Jesus took the cup and gave thanks.

Jesus: (holds up cup) This is My blood of the covenant, poured out for many.

Apostle(s): (whispering to another, looking amazed) Jesus is teaching us something very important.

Jesus: I will not drink of the fruit of the vine again until the day I drink it new in the kingdom of God.

Narrator: After they sang a hymn together, Jesus and His disciples went out.

CLOSING LINE FOR THE TEACHER (OPTIONAL)

“The Passover reminded God’s people of rescue long ago. The Lord’s Supper reminds us that Jesus gave His life to rescue us.”

CATEGORY 1: THE BIBLE & THE GOSPEL OF MARK

1.

**HOW MANY
BOOKS ARE IN
THE BIBLE?**

2.

**WHAT DOES IT MEAN
WHEN WE SAY THE
BIBLE IS "INSPIRED
BY GOD"?**

3.

**WHAT DOES THE
WORD "GOSPEL"
MEAN?**

4.

**WHO WROTE THE
GOSPEL OF MARK, AND
WHOSE STORIES DID
HE RECORD?**

5.

**WHAT IS THE CANON,
AND WHY WAS IT
IMPORTANT FOR
EARLY CHRISTIANS?**

CATEGORY 2: WHO JESUS IS

1.

**WHAT DID GOD SAY
FROM HEAVEN AT
JESUS' BAPTISM?**

2.

**WHY COULD JESUS
FORGIVE SINS WHEN
OTHERS COULD NOT?**

3.

**WHAT DID PETER
SAY WHEN JESUS
ASKED, "WHO DO
YOU SAY I AM?"**

4.

**WHAT HAPPENED TO
JESUS ON THE
MOUNTAIN THAT
SHOWED THE APOSTLES
HE WAS DIVINE?**

5.

**WHAT DID JESUS SAY
HIS MISSION WAS, EVEN
THOUGH IT WOULD BE
VERY HARD?**

CATEGORY 3: JESUS' TEACHINGS & PARABLES

1.

**WHAT WERE THE
TWO GREATEST
COMMANDMENTS
JESUS TAUGHT?**

2.

**IN THE PARABLE OF
THE SOWER, WHAT
DOES THE SEED
REPRESENT?**

3.

**WHAT DOES JESUS
TEACH US ABOUT
GREATNESS IN
GOD'S KINGDOM?**

4.

**WHY DID JESUS
PRAISE THE WIDOW'S
SMALL OFFERING?**

5.

**WHY DID JESUS
OFTEN TEACH USING
PARABLES?**

CATEGORY 4: MIRACLES, POWER, AND FAITH

1.

**WHAT HAPPENED TO
THE DEMONS AFTER
JESUS CAST THEM
OUT OF THE
POSSESSED MAN?**

2.

**WHY DID JESUS NOT
DO MANY MIRACLES
IN HIS HOMETOWN?**

3.

**WHAT DID JESUS
SHOW ABOUT
HIMSELF WHEN HE
CALMED THE STORM?**

4.

**WHY DID JESUS HEAL
PEOPLE WHO WERE
BLIND, DEAF, OR
POSSESSED BY DEMONS?**

5.

**WHAT DID THE
FEEDING OF THE 5,000
TEACH THE APOSTLES
ABOUT JESUS?**

CATEGORY 5: THE DEATH, RESURRECTION, AND OUR RESPONSE

1.

**WHAT HAPPENED IN
THE TEMPLE WHEN
JESUS DIED?**

2.

**WHY DID JESUS
ALLOW HIMSELF TO
BE CRUCIFIED EVEN
THOUGH HE WAS
INNOCENT?**

3.

**WHY DID THE ANGEL
TELL THE WOMEN TO
MAKE SURE PETER
WAS INCLUDED?**

4.

**WHY SHOULD THE
APOSTLES HAVE
EXPECTED JESUS TO
RISE FROM THE DEAD?**

5.

**WHAT INSTRUCTIONS
DID JESUS GIVE
AFTER HIS
RESURRECTION?**

ANSWER KEYS

LESSON 1 – BELONGS IN THE BIBLE

Belongs in the Bible:


- Jesus Performed Many Miracles
- The Only Way to God is Through Jesus
- Many Witnesses Saw Jesus After He Resurrected
- The Whole Bible Was Inspired by The Holy Spirit
- Jesus's Life on Earth Proved That He is Good

Doesn't Belong in the Bible:

- This Author Didn't Know Apostles or Jesus, But Was a Really Nice Person
- This Book Was Discovered 300 Years After Jesus Died
- Jesus Was Never Really a Man, He Was More Like a Ghost
- Jesus is One of God's Sons
- Not Everything That Was Said in the O.T. Matches What Was Said in the N.T.

LESSON 1 – FILL IN THE BLANKS (PAGE 16)

1. 66
2. Old Testament, New Testament
3. Matthew
4. Inspired
5. Good News
6. Holy Spirit
7. Peter



ANSWER KEYS

LESSON 1 – TRUE OR FALSE (PAGE 16)

True – 1. The Old Testament was written before Jesus was born.

False – 2. The New Testament was written after Jesus had died, resurrected, and ascended to Heaven.

True – 3. A book had to agree with other Scripture to be included in the Canon.

False – 4. Anno Domini. The year of our Lord.

False – 5. They focus on different parts of Jesus' ministry and are written for different people.

True – 6. Mark wrote his Gospel mainly for people who weren't Jewish.

LESSON 1 – MATCHING (PAGE 17)

Anno Domini — This means in the year of our Lord

New Testament — The part of the Bible written after Jesus came to the earth as a man

BC — Stands for before Christ

Canon — The way people decided which books should be in the Bible

John Mark — Wrote down Peter's stories of Jesus

Hebrew Bible — First Century Christians called the Old Testament this

LESSON 2 – FILL IN THE BLANKS (PAGE 22)

1. Divine

2. Prophecy

3. Repent, Baptized

4. Messiah

5. Temptation

6. Simon

7. Kingdom

LESSON 2 – TRUE OR FALSE (PAGE 22)

False – 1. He begins by declaring that Jesus is Divine.

True – 2. John the Baptist lived in the wilderness and baptized people in the Jordan River.

False – 3. Jesus had no sins; He was baptized to fulfill all righteousness and to set an example.

True – 4. God spoke from heaven at Jesus' baptism.

False – 5. Jesus did not give in to Satan's temptations; He used Scripture to answer Satan's temptations.

True – 6. The Kingdom of God still exists today.

True – 7. Peter, Andrew, James, and John were the first apostles Jesus called.

ANSWER KEYS

LESSON 3 – FILL IN THE BLANKS (PAGE 28)

1. Oppose
2. Pharisees
3. Forgive, God's Son
4. Parables
5. Seed
6. Light
7. Fruit

LESSON 3 – TRUE OR FALSE (PAGE 28)

False – 1. Jesus followed God's laws and knew that compassion is more important than made-made laws.

True – 2. Jesus' true family is made up of people who follow God.

False – 3. Those who had no faith did not understand the parables.

True – 4. Some people hear God's Word but get too busy to grow in faith.

False – 5. The Fruit of the Spirit grows when the word of God is planted in our hearts.

LESSON 4 – DECODE THE MESSAGE

JESUS GIVES US HOPE!

LESSON 4 – FILL IN THE BLANKS (PAGE 36)

1. Sea of Galilee
2. Demons
3. Storm
4. Dead Sea
5. Pigs

ANSWER KEYS

LESSON 4 – MULTIPLE CHOICE (PAGE 37)

1. What did Jesus do when the storm frightened His Apostles?

C. He calmed the storm with a few words

2. Which event shows that Jesus has power over death?

B. Synagogue official's little girl coming back to life

3. Why did Jesus multiply the loaves and fish for the crowd?

D. To take care of the people's physical needs and show compassion

4. Even after seeing many miracles, why didn't the Apostles fully understand Jesus?

A. They didn't realize He was Divine

5. What lesson can we learn from all these examples of Jesus' power?

B. Jesus is Lord over everything, and we can trust Him

ANSWER KEYS

LESSON 4 – OFFERING HOPE

Difficulties

1. Feeling Afraid
2. Feeling Left Out or Lonely
3. Feeling Sad or Hurt
4. Being Treated Unkindly
5. Feeling Weak or Not Good Enough
6. Worrying About the Future
7. Making a Mistake or Sinning

Offering Hope (Christian Peer Actions)

1. Sit with your friend, remind them Jesus is with them, and pray together.
2. Invite them to play, sit with them at lunch, and include them in activities.
3. Listen kindly, give encouragement, and remind them God cares about their feelings.
4. Be kind back, pray for the situation, and encourage them to do what Jesus would do.
5. Encourage them, help them, and remind them God gives strength.
6. Help them focus on today, pray together, and remind them God is in control.
7. Remind them God forgives, encourage saying sorry, and offer a fresh start.

Bible Verses (New Testament)

1. “Do not let your hearts be troubled. Do not be afraid.” – John 14:27
2. “I am with you always, to the very end of the age.” – Matthew 28:20
3. “Blessed are those who mourn, for they will be comforted.” – Matthew 5:4
4. “Love your enemies and pray for those who hurt you.” – Matthew 5:44 (simplified)
5. “With God all things are possible.” – Matthew 19:26
6. “Do not worry about tomorrow.” – Matthew 6:34
7. “If we confess our sins, He will forgive us.” – 1 John 1:9 (simplified)

ANSWER KEYS

LESSON 5 SUNDAY – FIVE FISH & TWO LOAVES (POSSIBLE COMBINATIONS)

(Fish ≤ 5, Loaves ≤ 2, Total ≤ 7)

There are 18 possible combinations:

- 0 loaves

- 0 fish + 0 loaves = 0
- 1 fish + 0 loaves = 1
- 2 fish + 0 loaves = 2
- 3 fish + 0 loaves = 3
- 4 fish + 0 loaves = 4
- 5 fish + 0 loaves = 5

- 1 loaf

- 0 fish + 1 loaf = 1
- 1 fish + 1 loaf = 2
- 2 fish + 1 loaf = 3
- 3 fish + 1 loaf = 4
- 4 fish + 1 loaf = 5
- 5 fish + 1 loaf = 6

- 2 loaves

- 0 fish + 2 loaves = 2
- 1 fish + 2 loaves = 3
- 2 fish + 2 loaves = 4
- 3 fish + 2 loaves = 5
- 4 fish + 2 loaves = 6
- 5 fish + 2 loaves = 7 (the Bible story combination)

LESSON 5 – MIRACLES WORD SEARCH

A E F X F A F E H A A B E H M V E B J Q U K C K I V N P H H
H A L O A V E S L X Y T D V U T F C Q Y F A L S Y C U X E G
E I O B W I F J W N K V H S J A S K A V O H E X R W E R W S
A D C Q R I O K U P Q T B O S E T D R P P B A F W G T T K E
L E M I F Y R B Q F V D U Y I A D R Q V X P N I A O T X S E
P A E T J C G Z C H D W B U E Y E E J Q E Y V L Q I E N K J
B F S J R Z I Z T I N S J C I M S X Q R H D Z L D M T N M K
R Y G J H M V J D R L H J F D H C V E E W R A N V Z A H I Y
J T L D A J E S M P L W S R E S T O R E P O Z E L G L G J S
B O O H H T Q E I A H A I K A K T Y H Z O B B S Z V E D T J
V J I U U I N Y R R D T Q M C I F I V Y D R U S R J P E D L
Y R P G C M X A Y A O E X X Y T K X C G T C G Q I Y E U J I
Z U D L G H Q J E L C R B K E T W E Z I N P X S A X R W Z B
D T F E E D I N G Y I A Y X A Z F J N U S Y A T B R I Y S P
A N I O B O A T A Z F D E M O N S R O R A L X O X P M Y T F
P N Z X R P L Y Z E B C D Z J H V J I M W A D R X I K D H G
O G Z S K A G A D D X L A M I R A C L E S H G M L L J Q V M
Z E R K I T M E M S M F I Z E F S P T B J M S K D X B C X Y
U A X R O N H F O A O N C N U Y F K M P R L T W U F U Q H B
F I S H N X A N R E B H P O D B H U I T N D W J L X L D N C

ANSWER KEYS

LESSON 5 – FILL IN THE BLANKS (PAGE 44)

1. **Miracles, Hometown**
2. **Apostles**
3. **Loaves of bread, Fish**
4. **12**
5. **Physical, Spiritual**
6. **Country**

LESSON 5 – FIX THE MISTAKE

1. few
2. no money
3. Five loaves, two fish
4. afraid
5. Him

LESSON 5 – PUT THE STORY IN ORDER

5. Jesus walks on water and tells the Apostles, “Take courage; it is I, do not be afraid.”
2. Jesus sends His Apostles out in pairs without food or money.
3. Jesus multiplies five loaves and two fish to feed over 5,000 people.
1. The Apostles see Jesus perform miracles in His hometown, but the people do not believe.
4. The Apostles collect 12 baskets of leftovers.

ANSWER KEYS

LESSON 6 SUNDAY – NAMES OF JESUS CROSS

1. Son of God

“You are my Son, whom I love; with you I am well pleased.” – Mark 1:11

2. Messiah / Christ

“You are the Messiah, the Son of the living God.” – Matthew 16:16

3. Lamb of God

“Look, the Lamb of God, who takes away the sin of the world!” – John 1:29

4. Light of the World

“I am the light of the world.” – John 8:12

5. Good Shepherd

“I am the good shepherd.” – John 10:11

6. Savior

“Today in the town of David a Savior has been born to you.” – Luke 2:11

7. King of the Jews

“Where is the one who has been born king of the Jews?” – Matthew 2:2

8. Word (The Word of God)

“In the beginning was the Word... and the Word was God.” – John 1:1

9. Lord

“God has made this Jesus... both Lord and Messiah.” – Acts 2:36

10. Bread of Life

“I am the bread of life.” – John 6:35

ANSWER KEYS

LESSON 6 – FILL IN THE BLANKS (PAGE 50)

1. Miracles, John
2. Son of God
3. Ears
4. Blind, Peter
5. Messiah
6. Cross, Eyes

LESSON 6 – TRUE OR FALSE (PAGE 50)

False – 1. Jesus performed miracles to support His teaching and show He is Divine.

False – 2. Peter did not fully understand and did not want Jesus to die on the cross.

True – 3. Jesus' miracles helped the apostles understand that He is the Son of God.

False – 4. He could hear and talk after Jesus touched (healed) him.

True – 5. Jesus rebuked Peter because he was thinking about human plans instead of God's plan.

LESSON 7 – FILL IN THE BLANKS (PAGE 60)

1. Transfiguration
2. Kingdom of God
3. Loving
4. Hard
5. Peace
6. Riches
7. Intelligence

LESSON 7 – TRUE OR FALSE (PAGE 60)

False – 1. They did not understand at first.

True – 2. The transfiguration showed the Apostles that Jesus was more than just a man; He is Divine.

False – 3. They saw Him as a bright light.

False – 4. Only Jesus can give us real peace and safety

True – 5. True greatness in God's kingdom comes from serving others, not seeking to be served.

ANSWER KEYS

LESSON 7 – CIRCLE THE BEST CHOICE (PAGE 61)

1. When Jesus was transfigured, His clothes became:

B. Bright and shining

2. Who appeared and talked with Jesus during the Transfiguration?

A. Moses and Elijah

3. What did the voice from the cloud say?

C. "This is My beloved Son; listen to Him."

4. Why did Jesus tell the disciples not to talk about what they saw until later?

B. People wouldn't understand until after His resurrection

LESSON 8 – FILL IN THE BLANKS (PAGE 78)

1. Donkey

2. Hosanna

3. Messiah

4. Zechariah

5. Gentiles

6. Stallion

7. Defiled

LESSON 8 – TRUE OR FALSE (PAGE 78)

False – 1. The religious leaders were nowhere to be found.

False – 2. His prophecy said the Savior would bring peace and salvation.

False – 3. Gentiles who had converted also worshipped at the Temple.

True – 4. Jesus became upset because people were treating the Temple like a marketplace.

True – 5. After cleansing the Temple, the religious leaders wanted to kill Jesus.

ANSWER KEYS

LESSON 9 – WORD CHALLENGE

PRIEST

pet, sit, tip, rip, pie, rest,
set, tie

PHARISEE

hear, hair, pea, see, she, her,
air, rise

SADDUCEE

sad, due, use, sea, dad,
cue, add

Short Words (Across All)

a, is, he, we, us, be, do

LESSON 9 – FILL IN THE BLANKS (PAGE 82)

1. Priests

2. Pharisees, Taxes

3. Sadducees

4. Heaven

5. Abraham

6. Authority

LESSON 9 – TRUE OR FALSE (PAGE 82)

False – 1. They all challenged Him.

False – 2. He asked them questions and told parables.

True – 3. The Pharisees' question about taxes was tricky because any answer could get Jesus in trouble.

True – 4. The Sadducees didn't believe in resurrection.

True – 5. Jesus' answers helped show that He came from heaven and knew God's truth.

ANSWER KEYS



LESSON 10 – FILL IN THE BLANKS (PAGE 88)

1. Heart, Soul, Mind, Strength
2. Neighbor
3. Jerusalem
4. False prophets
5. Bread, Wine
6. Church

LESSON 10 – TRUE OR FALSE (PAGE 88)

- False** – 1. Jesus showed that He looks at the heart, not the amount of the offering.
- True** – 2. Jesus told His apostles to remember Him every Lord’s Day by taking communion.
- False** – 3. Jesus praised all those who gave with the right attitude in their heart.
- True** – 4. False prophets might try to trick people about God’s plan.
- True** – 5. The Passover meal Jesus shared with His apostles became a way to remember His death and sacrifice.

LESSON 10 – WORD UNSCRAMBLE CHALLENGE

- | | | |
|-----------------------|-----------------------|-----------------------|
| ephrsaies → Pharisees | mseuralje → Jerusalem | ngtthres → Strength |
| uhcrhc → Church | sptreis → Priests | ecsdasude → Sadducees |
| oslu → Soul | dnmi → Mind | traeh → Heart |
| vehean → Heaven | | |

ANSWER KEYS

LESSON 11 – FILL IN THE BLANKS (PAGE 96)

1. Judas
2. Rooster
3. Forgiveness
4. Included
5. Passover
6. Mark

LESSON 11 – TRUE OR FALSE (PAGE 96)

True – 1. Jesus told His apostles that one of them would betray Him.

False – 2. Judas was filled with regret and sadness.

True – 3. Peter thought he would never deny Jesus.

True – 4. Jesus forgave Peter after the resurrection.

False – 5. Only Peter asked for forgiveness.

LESSON 12 – FILL IN THE BLANKS (PAGE 104)

1. Passion
2. Pilate
3. Mocked
4. Agony
5. Criminals
6. Temple
7. Joseph of Arimathea

LESSON 12 – TRUE OR FALSE (PAGE 104)


False – 1. Pilate did not think Jesus was guilty and tried to release Him.

True – 2. Jesus was crucified even though He had done nothing wrong.

False – 3. The Bible records three different women: Mary Magdalene, Mary the mother of James, and Salome.

False – 4. Jesus was buried in a tomb cut out of a rock.

True – 5. The centurion said, “Surely this man was the Son of God” after Jesus died.



ANSWER KEYS

LESSON 12 – STORY SEQUENCE

1. Jesus enters Jerusalem
2. Jesus clears the temple
3. Jesus teaches in the temple
4. Judas agrees to betray Jesus
5. Jesus eats the Passover with His disciples
6. Jesus prays in the Garden of Gethsemane
7. Judas betrays Jesus
8. Jesus is arrested
9. Peter denies knowing Jesus
10. Jesus is put on trial
11. Jesus is crucified
12. Jesus dies and is buried
13. Jesus rises from the dead

LESSON 13 – FILL IN THE BLANKS (PAGE 116)

1. **Tomb**
2. **Angel**
3. **Apostles, Peter**
4. **Galilee**
5. **Believe, Baptized**
6. **Dead**

LESSON 13 – TRUE OR FALSE (PAGE 116)

- False** – 1. No. They expected to find his dead body.
- False** – 2. The angel may have mentioned Peter by name because Jesus wanted him to know he was still included.
- True** – 3. Jesus told His followers ahead of time that He would rise again.
- False** – 4. No. Mark's gospel says they refused to believe.
- True** – 5. Jesus gave His apostles a mission to preach to the whole world.
- False** – 6. Jesus' final instructions are for all followers of Jesus until the end of time.

LESSON 13 – JEOPARDY-STYLE GAME

Category 1:

1. The Bible has 66 books
2. It means God guided the writers so what they wrote was exactly what He wanted.
3. “Gospel” means “Good News.”
4. John Mark wrote it and recorded what Peter said, saw, and taught.
5. The Canon is the measuring standard used to decide which books truly came from God.

ANSWER KEYS

LESSON 13 – JEOPARDY-STYLE GAME (CONTINUED)

Category 2:

1. “This is My beloved Son.”
2. Because Jesus is the Son of God.
3. Peter said Jesus is the Christ (the Messiah), the Son of God.
4. Jesus was transfigured.
5. To suffer, die on the cross, and rise again.

Category 3:

1. Love God with all your heart, soul, mind, and strength, and love your neighbor as yourself.
2. The seed represents God’s Word.
3. True greatness comes from serving others.
4. Because she gave with a faithful heart, even though the amount was small.
5. To teach important truths about the Kingdom of God, which required faith to understand.

Category 4:

1. Jesus sent the demons into a herd of pigs.
2. Because the people did not believe in Him.
3. That He has power over nature and is Lord over all things.
4. To show He is the Messiah and help people believe in Him.
5. That Jesus has compassion and that they needed to rely on Him.

Category 5:

1. The curtain tore in two.
2. Because it was God’s plan to save people from sin.
3. Because Peter had denied Jesus and needed to know he was still loved and forgiven.
4. Because Jesus had told them many times that He would rise on the third day.
5. To preach the gospel to everyone, and that those who believe and are baptized will be saved.