


MATTHEW

FOR KIDS

TEACHER'S GUIDE



DOWNLOAD OUR APP
bibletalk.tv/apps



Copyright 2025 BibleTalk.kids

All our material is licensed under the Creative Commons
Attribution-NonCommercial-ShareAlike License.
This means you can use it almost however you need.
The only thing you can't do is re-sell it.

Download it. Print it. Teach it. Share it.

MATTHEW FOR KIDS

This series provides an overview of Matthew's gospel record, written using multiple examples of Old Testament prophecy to prove to the Jewish people that Jesus was the promised Messiah and later used by the early church as a primer for new Christians.

Based on the series **Matthew for Beginners** by Mike Mazzalongo
Adapted for children by Julia Cienfuegos

RESOURCE LINKS

MATTHEW FOR KIDS

[bibletalk.kids/matthew](https://www.bibletalk.com/kids/matthew)

MATTHEW FOR BEGINNERS

[bibletalk.tv/matthew](https://www.bibletalk.com/tv/matthew)

TABLE OF CONTENTS – SUNDAY LESSONS

LESSON 1: FOUNDATIONS: BIBLE, GOSPELS, CANON AND MATTHEW	10
LESSON 2: JESUS' BIRTH AND EARLY MINISTRY MATTHEW 1:1-4:11	20
LESSON 3: THE SERMON ON THE MOUNT MATTHEW 5:1-6:15	30
LESSON 4: MIRACLES AND MINISTRY MATTHEW 8:1-9:38	38
LESSON 5: JESUS CALLS AND SENDS HIS APOSTLES MATTHEW 10:1-28	48
LESSON 6: DEALING WITH DOUBTS AND CONFLICTS MATTHEW 11:1-12:50	58
LESSON 7: JESUS USES PARABLES TO TEACH ABOUT THE KINGDOM MATTHEW 13:1-50	72
LESSON 8: MINISTRY TO THE MASSES; FAITH BUILDING FOR THE FEW MATTHEW 13:53-17:20	82
LESSON 9: RELATIONSHIPS IN THE KINGDOM MATTHEW 18:1-35	90
LESSON 10: JESUS' TRIUMPHAL ENTRY, CLEANSING OF THE TEMPLE & GREATEST COMMANDMENT MATTHEW 21:1-17; 22:34-40	98
LESSON 11: REJECTION AND JUDGMENT MATTHEW 23:1-25:30	106
LESSON 12: PASSOVER MEAL TO THE LORD'S SUPPER MATTHEW 26:1-35	118
LESSON 13: CRUCIFIXION AND RESURRECTION; THE GREAT COMMISSION MATTHEW 26, 27, 28	126
ADDITIONAL RESOURCES	134
TIMELINE CARDS	153
ANSWER KEYS	180

TABLE OF CONTENTS – WEDNESDAY LESSONS

LESSON 1: FOUNDATIONS: BIBLE, GOSPELS, CANON AND MATTHEW	18
LESSON 2: JESUS' BIRTH AND EARLY MINISTRY MATTHEW 1:1-4:11	28
LESSON 3: THE SERMON ON THE MOUNT MATTHEW 5:1-6:15	36
LESSON 4: MIRACLES AND MINISTRY MATTHEW 8:1-9:38	46
LESSON 5: JESUS CALLS AND SENDS HIS APOSTLES MATTHEW 10:1-28	54
LESSON 6: DEALING WITH DOUBTS AND CONFLICTS MATTHEW 11:1-12:50	64
LESSON 7: JESUS USES PARABLES TO TEACH ABOUT THE KINGDOM MATTHEW 13:1-17:20	78
LESSON 8: MINISTRY TO THE MASSES; FAITH BUILDING FOR THE FEW MATTHEW 13:53-17:20	88
LESSON 9: RELATIONSHIPS IN THE KINGDOM MATTHEW 18:1-35	96
LESSON 10: JESUS' TRIUMPHAL ENTRY, CLEANSING OF THE TEMPLE & GREATEST COMMANDMENT MATTHEW 21:1-17; 22:34-40	104
LESSON 11: REJECTION AND JUDGMENT MATTHEW 23:1-25:30	114
LESSON 12: PASSOVER MEAL TO THE LORD'S SUPPER MATTHEW 26:1-35	124
LESSON 13: CRUCIFIXION AND RESURRECTION; THE GREAT COMMISSION MATTHEW 26, 27, 28	132

TEACHING LESSON GUIDE

Welcome to *Matthew for Kids*. The content for the following lessons is primarily taken from the series *Matthew for Beginners* produced by Mike Mazzalongo through BibleTalk.tv.

The lessons correspond with the adult version and include a review designed for Wednesday evening Bible class. Some material from the adult version is not covered in order to give sufficient time for discussion and activities.

The target audience for this material is children between the ages of nine to twelve years old (4th-6th grade), however, it can be adapted for a wider age-range. We have created Student Workbooks with a variety of activities to help reinforce lessons. These are only suggestions. Teachers are encouraged to create activities they feel will work best for their students.

To prepare for each week's lesson, we encourage teachers to watch/read the corresponding adult lesson. These are available for free at BibleTalk.tv. Doing so will allow the teacher to have more background knowledge and understanding of the material.

While this guide does not contain classroom/bulletin board decoration ideas, we do encourage teachers to create an inviting space for their students. If possible, it is helpful to have a classroom set of Bibles. Most scripture references in this guide are taken from the NASB1995 version.

Please note, we have included teaching scripts that teachers may find helpful in presenting the lessons to their students. These are bolded throughout the Teacher Guide.

Teachers are encouraged to save many of the review games created throughout the quarter as they can be used for a final review of the material during the last lesson of the series.

MATERIALS NEEDED

Student Workbooks : One workbook (or printed copy) per student is needed.

Timeline : Throughout the quarter the students will have an opportunity to create a timeline of the events they are learning about. Designate wall space that can be used to add timeline items each week. Due to other series also containing timeline items, we suggest placing the timeline in a location that can grow in either direction.

PowerPoint Presentation (optional): Accompanying slides are available.

Items to have on hand for use throughout the quarter (available online in various sizes and included in Teacher Guide):

- Old Testament Books of the Bible Poster
- New Testament Books of the Bible Poster
- Timeline Overview
- Timeline Events
- Bible Times Map

All material may be downloaded for free at BibleTalk.kids/matthew.

BIBLE VERSES FOR MEMORIZATION

Have students take home their *Bible Verse Memory Work* worksheets from their Student Workbooks to review between classes.

LESSONS 1-5

Now all this took place to fulfill what was spoken by the Lord through the prophet: "Behold, the virgin shall be with child and shall bear a Son, and they shall call His name Immanuel," which translated means, "God with us."
- **Matthew 1:22-23**

LESSONS 6-9

Come to Me, all who are weary and heavy-laden, and I will give you rest. Take My yoke upon you and learn from Me, for I am gentle and humble in heart, and you will find rest for your souls.
- **Matthew 11:28-29**

LESSONS 10-13

Go therefore and make disciples of all the nations, baptizing them in the name of the Father and the Son and the Holy Spirit, teaching them to observe all that I commanded you; and lo, I am with you always, even to the end of the age.
- **Matthew 28:19-20**

BIBLE VERSE MEMORY GAMES

Introduce new Bible verses during lessons 1, 6, and 10. Take a few minutes at the beginning of each class to review the verse, incorporating different review games.

1. **Erase-a-Word:** Write out the verse on a dry erase board. After reading over the verse, have students take turns erasing one or two words, reviewing the verse each time with new words missing.
2. **Scavenger Hunt:** Write the verse out on strips of paper (1-3 words per strip). Place the strips around the room. Have students “hunt” for the pieces and then work together to put the verse in order. (Save these for a review game during lesson 13)
3. **Pass-the-Baton:** Make a baton/use any item easily passed. Have students sit in a circle and take turns saying one word each from the Bible verse as they pass the baton to the next student.
4. **Fill-in-the-blank** worksheet pages (Included in the Student Workbook).

Create a poster/chart with this quarter’s three Bible verses and the students’ names. Allow students to mark when they have completed reciting each verse from memory.

LESSON 1

FOUNDATIONS: BIBLE, GOSPELS, CANON AND MATTHEW

CORRESPONDS WITH ADULT LESSONS 1 & 2



OBJECTIVES

Students will...

- Learn the composition and divisions of the Bible
- Explore the meaning and use of BC and AD in history
- Identify the four Gospels and learn their significance
- Learn what “canon” means and how the Bible was compiled
- Learn about Matthew and his background as a tax collector
- Focus on the idea that Jesus sees us differently than the world does



KEY TERMS (WRITE OUT AHEAD OF CLASS FOR COPYING)

- BC (Before Christ) – The time before Jesus was born
- AD (Anno Domini) – Latin for "The year of our Lord" (the time after Jesus' birth)
- Gospel – The "Good News"
- Canon – To measure
- Messiah – Savior
- Prophecy – A message from God



MAP WORK

- Roman Empire



MATERIALS

- Bible for each student
- OT and NT books of the Bible posters
- Timeline Overview/Events
- Bible Times Map
- Student Workbooks
- Coloring pencils
- “Scroll” for game (make before class. Roll up a piece of paper and secure it with string/tape)



NOTE TO TEACHER

Use of the enclosed Timeline Overview throughout the lesson may be helpful in introducing the idea of events occurring before Christ’s birth (BC) and after Christ’s birth (AD).

Be sure to reinforce the idea that Jesus has always existed as part of the trinity; BC and AD simply refer to the time periods that he lived on earth as a human.



CLASS TIME



1. PRAYER



2. INTRODUCE BIBLE VERSE #1

Now all this took place to fulfill what was spoken by the Lord through the prophet:
“Behold, the virgin shall be with child and shall bear a Son, and they shall call
His name Immanuel,” which translated means, “God with us.”
- Matthew 1:22-23



3. OPENING ACTIVITY

BIBLE DISCOVERY

1. Show students a Bible and ask, “What do you know about this book?”
2. Allow them to explore its contents, pointing out:
 - Table of Contents
 - Division into Old Testament and New Testament



4. LESSON

THE BIBLE'S COMPOSITION



The Bible is God’s word. It is made up of 66 books and is divided into the Old Testament, 39 books, and the New Testament, 27 books. It was written by over 40 different men over the span of 1,600 years. Even though it was written by many different people over a long period of time, it does not have any mistakes or teachings that go against each other.

When you hear people say “it was written by different men,” it does not mean that it was their own ideas that they wrote down. They were all inspired (guided) by the Holy Spirit in what they should write. The writers of the Bible even tell us they were inspired:

All Scripture is inspired by God and profitable for teaching,
for reproof, for correction, for training in righteousness;
- II Timothy 3:16



The Old Testament was all written in the BC time period, which means *before Christ*. All the stories in the Old Testament took place before Jesus was born on the earth. The time period from Jesus' birth until now is known as AD, *Anno Domini*, which is Latin for *the year of our Lord*.



THE GOSPELS

❓ Does anyone know what the word 'Gospel' means?

Answer: Good News

The Gospels (Matthew, Mark, Luke, and John) each tell the story of Jesus in a little bit different way. They were written for different people and focus on different parts of Jesus' life and work.



BIBLICAL CANON

During the first century, which is when Jesus and the Apostles lived, the Bible did not look like it does nowadays. There was the Old Testament, but it was called the *Hebrew Bible*.

During the first century, the New Testament was still being written. Its books were shared as individual letters, passed from one person or church to another. This included the Gospel books – Matthew, Mark, Luke, and John.



At the right time, God, through the Holy Spirit, helped men have the wisdom they needed to apply certain rules to different books in order to correctly include everything that came from God into one collection called the *biblical canon*.

Canon means 'to measure.' And they used certain rules to *measure* whether or not a book would be included in the New Testament:

1. The book had to be written by an Apostle or someone closely associated with the Apostles.
2. It had to make sense spiritually and match what other books said.
3. It had to have been seen as inspired by the early church and be one of the writings that had been used a lot.

That's some history about the Bible. Let's look now at some information about the author of the first book in the New Testament – Matthew.



MATTHEW


Jesus and the Apostles were part of the Jewish Nation. They lived during a time when the Jews were being ruled by the Roman Empire.

The Roman leaders had given the job of collecting taxes for the emperor to individual people living in the land. Matthew was one of these people. He was a tax collector for the Roman Empire.

It may be necessary to explain that taxes are money taken from people and given to the government. Taxes are necessary; however, tax collectors often took advantage of their roles and took more money than they were supposed to.


Have students open their Bibles. Assign the following verses for different students to read:

- Matthew 11:19
- Mark 2:15-16 (Mark calls Matthew by his Hebrew name, Levi)
- Luke 15:1-2
- Luke 19:1-7

 How do you think the people of that time felt about tax collectors?

Answer: Will vary. Always associated with sinners. Looked down upon.

Read Matthew 9:9-13

 What do we see in these verses concerning how Jesus feels about tax collectors and sinners?

Answer: Will vary. He doesn't stay away from them. He came to heal and save them.

So, when others looked at Matthew they saw a tax collector, a person to be rejected and despised. But Jesus saw past his job as a tax collector. He saw Matthew differently.

That's why Jesus called Matthew to leave what he was doing and follow Him.

Matthew became one of the twelve Apostles, and he wrote the book of Matthew.

 How did Matthew know what to put down in his gospel?

Answer: Matthew was inspired by the Holy Spirit.

 What does it mean when we say, ‘inspired by the Holy Spirit’?

Answer: The Holy Spirit helped guide and give the right words to the people who wrote the Bible.

Jesus promised the Apostles that the Holy Spirit would come and help them:

But the Helper, the Holy Spirit, whom the Father will send in My name, He will teach you all things and bring to your remembrance all that I said to you.

- John 14:26




Matthew wrote his gospel to help the Jewish people understand that Jesus was the promised Messiah they had been waiting for.

 What does the word “Messiah” mean?

Answer: Savior

The Jewish people had been ruled by other nations for a long time, and they really wanted to be free. So, when they heard that God would send a Savior, they expected someone like a powerful king or soldier who would fight the Romans and make their nation strong again. But Jesus wasn’t that kind of leader – He didn’t come to fight or rule like a king. Because of that, many people had a hard time believing He was the Savior. Some didn’t believe it at all.

In his book, Matthew is continually showing that Jesus fulfills all the Old Testament prophecies, therefore proving that He is the promised Messiah.

 What is a prophecy?

Answer: A message from God



Jesus knew what Matthew could be and gave him a chance. Matthew went on to be an apostle for Jesus, wrote the first book in the New Testament and shared the Good News of Jesus, the promised Messiah, with countless people.



5. STUDENT WORKBOOK



Have students open their Student Workbooks to their *Key Terms*, copy definition(s).



Have students open their Student Workbooks to their *Bible Times Map*.

- **Roman Empire** - shade purple

ACTIVITY SHEET: HOW JESUS SEES ME (PARTS 1-5)

Jesus saw Matthew differently than others saw him. We are all special to Jesus.



6. REINFORCEMENT ACTIVITIES



TIMELINE

Have students add item(s) to the classroom timeline:

- BC – Before Christ
- AD – Anno Domini
- Matthew's Gospel is written between AD 64-69*

* *Matthew's Gospel is written* is the last item for this series' timeline. Make an estimation as to its placement location, understanding that it may need to move again once the final Timeline Events from lesson 13 are in place.

GAMES

Game 1: Scroll Relay

First century Christians circulated the Gospels from church to church. Use the “scroll” made before class to circulate and play **hot potato**.

Directions:

1. Have students sit in a circle.
2. Give one student the scroll to start.
3. As music plays (you can sing a song or play a hymn recording), students pass the scroll to the person on their right.
4. When the music stops, the student holding the scroll is out.
5. Keep playing until only one student is left – the winner!

Game 2: Broken Telephone

The Gospel message was often shared orally during the first century, just as it is today. Have students play **Broken Telephone**.

- Have everyone sit in a line or circle.
- The first person whispers a message (something from the lesson) to the next person **once**.
- Each person whispers what they heard to the next person.
- The last person says the message out loud.
- Compare it to the original message and laugh at the differences!

Emphasize that God preserved the Bible's message perfectly through the Holy Spirit, even when humans might struggle to communicate accurately.



LESSON 1

FOUNDATIONS: BIBLE, GOSPELS, CANON AND MATTHEW**CLASS TIME**

**1. PRAYER****2. BIBLE VERSE**

Have students fill out their Bible Verse Fill-in-the-blank Worksheet.

**3. OPENING ACTIVITY**

Have students fill out their *Lesson 1 Review Sheet*. Go over answers and review Sunday's lesson.

**4. FOLLOW-UP QUESTIONS**

1. What is a difference between the Old and New Testaments?
2. Why do you think it matters that the Bible doesn't have any parts that disagree with each other?
3. How does knowing that Jesus sees us differently than the world does help us to see other people?

**5. LESSON SPOTLIGHT**

In our last lesson we talked about the fact that Matthew wrote his gospel with the Jews in mind. His aim was to show them that Jesus was the promised Messiah.

We're going to work together to discover which New Testament verse fulfills which Old Testament prophecy.

Write verses on strips of paper or on the board. Assign the verses for students to read (mix them up so they don't get the matching scriptures; they are written here in matching form):

Old Testament

Isaiah 7:14

Micah 5:2

Hosea 11:1

Isaiah 40:3

New Testament

Matthew 1:18

Matthew 2:1

Matthew 2:13-14

Matthew 3:3



6. REINFORCEMENT ACTIVITY

MAKE YOUR OWN SCROLL

Materials:

- 1 sheet of paper (white or brown craft paper)
- 2 craft sticks, straws, or pencils (optional for scroll ends)
- Tape or glue
- Crayons, markers, or colored pencils

Directions:

1. Have students write a verse about the Good News of Jesus in the center of their paper.
2. Have students decorate their scrolls with simple borders/symbols (cross, star, fish), or their names.
3. Attach scroll ends (optional):
 - Tape a craft stick, straw, or pencil to the top and bottom edges.
4. Roll the scroll:
 - Roll the top edge down to the middle, and the bottom edge up to the middle.
5. Share:
 - Have students unroll and read their Good News scrolls to a classmate.



GOOD NEWS BIBLE VERSE OPTIONS

1. **John 3:16** – “For God so loved the world that He gave His one and only Son, that whoever believes in Him shall not perish but have eternal life.”
2. **Romans 5:8** – “But God demonstrates His own love for us in this: While we were still sinners, Christ died for us.”
3. **1 John 4:14** – “And we have seen and testify that the Father has sent His Son to be the Savior of the world.”
4. **Luke 19:10** – “For the Son of Man came to seek and to save the lost.”
5. **Matthew 28:6** – “He is not here; He has risen, just as He said.”
6. **Acts 4:12** – “Salvation is found in no one else, for there is no other name under heaven given to mankind by which we must be saved.”
7. **John 14:6** – “Jesus said, ‘I am the way and the truth and the life. No one comes to the Father except through Me.’”

LESSON 2 JESUS' BIRTH AND EARLY MINISTRY (MATTHEW 1:1-4:11)

CORRESPONDS WITH ADULT LESSON 3



OBJECTIVES

Students will...

- Identify God's fulfillment of promises through Jesus' genealogy
- Be introduced to Jesus' earthly parents and His birth story
- Learn about John the Baptist and his important job in preparing the people for the coming Messiah
- Learn about Jesus' time in the desert being tempted/tested by Satan
- Focus on the idea that Jesus used God's word in answer to Satan's tests and that we should always do the same



KEY TERMS (WRITE OUT AHEAD OF CLASS FOR COPYING)

- Genealogy – A person's family history
- Baptism – Immersion in water
- Temptation – Desire to do something, especially something wrong or unwise
- Proudful – Thinking too highly of yourself



MAP WORK

- Bethlehem
- Nazareth
- Egypt
- Jordan River
- Judean Wilderness/Desert



MATERIALS

- Bible for each student
- OT and NT books of the Bible posters
- Timeline Overview/Events
- Bible Times Map
- Student Workbooks
- Coloring pencils
- 'Jesus' Family Tree' printout
- World Map/Globe
- Skit scripts (1 per student)
- 'Books of the Bible' cards (Wed.)



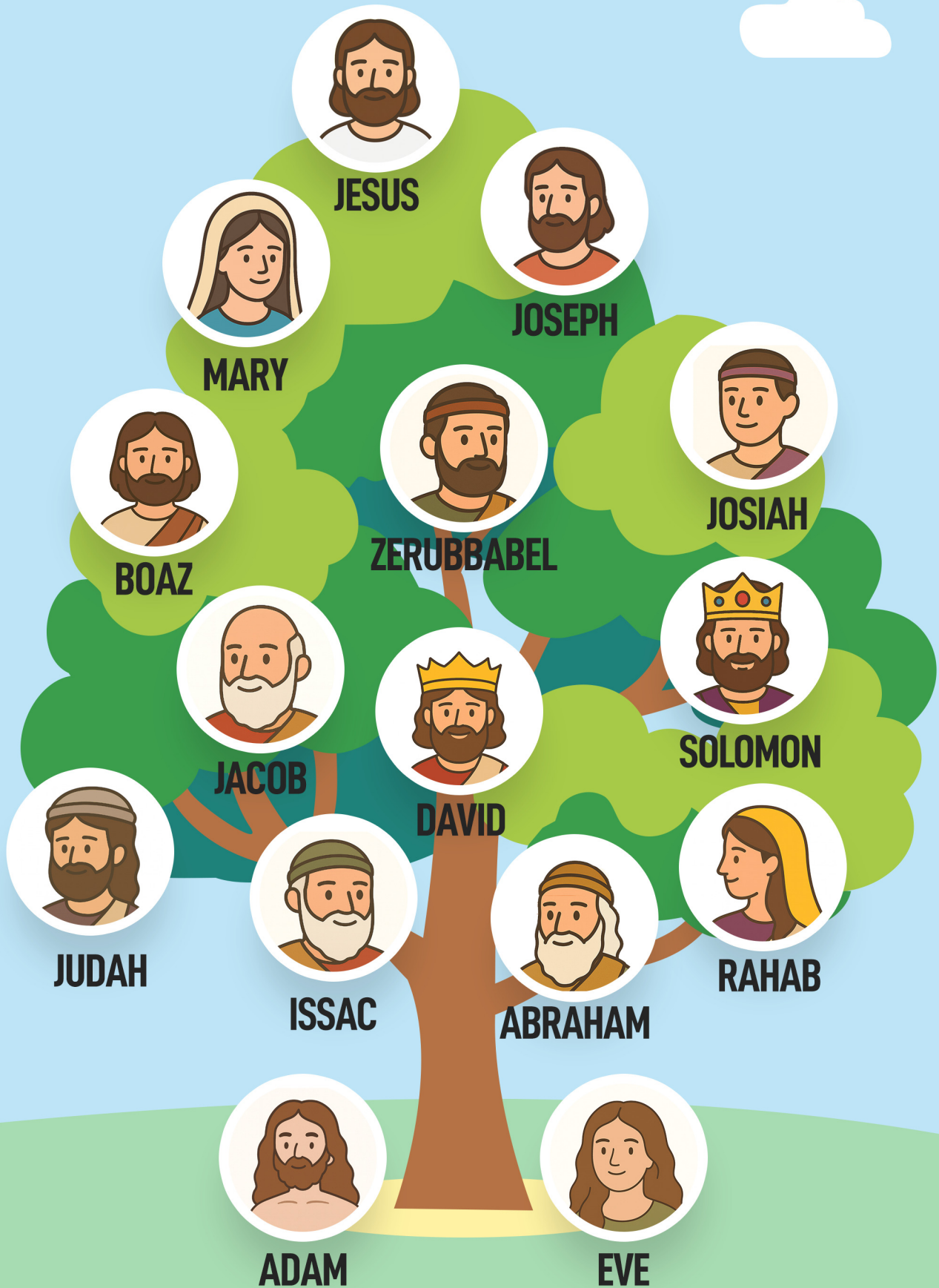
NOTE TO TEACHER

There are several versions of songs for the books of the Bible. A quick online search should help you find one if you are not already familiar with one.

For the opening activity a world map or globe will be helpful to show students where Israel is located in comparison to where they live.

Make enough copies of the skit for each student to follow along.

JESUS' FAMILY TREE





CLASS TIME



1. PRAYER



2. BIBLE VERSE REVIEW

Now all this took place to fulfill what was spoken by the Lord through the prophet:
“Behold, the virgin shall be with child and shall bear a Son, and they shall call
His name Immanuel," which translated means, “God with us.”
- **Matthew 1:22-23**



3. SING SONGS

OT/NT Books of the Bible



4. OPENING ACTIVITY

JESUS' FAMILY TREE

Materials Needed: *Jesus' Family Tree* printout, World Map/Globe.

Activity:

1. Show students *Jesus' Family Tree*. (Note that the images are not in the exact order they appear in Jesus' genealogy, but simply a representation of people named.)
2. Discuss how ‘family trees’ tell us where we come from and why that’s important.
3. Show the map and locate Israel. Explain that Jesus’ story starts here, and His family line is recorded in the Bible to show He fulfilled God’s promises.




5. LESSON

Last class we talked about the book of Matthew proving that Jesus was the promised Messiah Who fulfilled all the prophecies from the Old Testament. We looked at several Old Testament prophecies and how they came true in the New Testament.

JESUS' GENEALOGY & BIRTH



Today we’re going to look at the beginning of Matthew’s gospel. The New Testament starts with Jesus’ family tree, His genealogy.

 What is a ‘Genealogy’?

Answer: A record of a person’s family history.

 **Why does Matthew begin this way?**

Answer: To show that Jesus is the promised Savior.




His family includes King David and Abraham, just like God said it would in the Old Testament.


Have students open their Bibles to Matthew 1.

Have students quickly look over the genealogy and then read Matthew 1:17.



 **After reading the verse, ask the students: How many generations were there between Abraham and King David? King David and the exile to Babylon? And how many generations from the exile until Jesus the Messiah?**

Answer: 14 to all three questions.

 **Why do you think that showing who Jesus was related to was important?**

Answer: To fulfill the Old Testament prophecies which said the Messiah would come from the line of David.



After Matthew shows that Jesus is a descendant from Abraham through King David he jumps right into the story of Jesus' birth and earthly parents.

Read Matthew 1:18

 **Who were Jesus' earthly parents?**

Answer: Joseph & Mary

Mary became pregnant with Jesus before she got married to Joseph through a miracle by the Holy Spirit.

This fulfilled the prophecy found in Isaiah 7:14:

Therefore, the Lord Himself will give you a sign: Behold, a virgin will be with child and bear a son, and she will call His name Immanuel.



SUMMARY OF MATTHEW 2

After Jesus was born in Bethlehem, wise men from the East followed a bright star to find Him. They arrived in Jerusalem, asking, "Where is the King of the Jews?" King Herod, who was worried about losing his throne, asked the chief priests where the Messiah would be born. They told him it would be Bethlehem, as written in prophecy.

The wise men followed the star to Bethlehem and found Jesus with His mother, Mary. They knelt in worship and gave Him gifts of gold, frankincense and myrrh. But God warned them in a dream not to return to Herod, so they went home a different way.

Later, an angel appeared to Joseph in a dream, telling him to take Mary and Jesus to Egypt because Herod wanted to kill the baby. Joseph obeyed and fled with his family during the night. They stayed in Egypt until Herod died.

When Herod realized the wise men had not returned, he became furious and ordered all baby boys in Bethlehem under two years old to be killed. This was a very sad time, just as the prophets had said it would be (Jeremiah 31:15).

After Herod died, an angel told Joseph it was safe to return to Israel. However, because Herod's son was ruling Judea, Joseph was afraid to go there. Instead, he took his family to Nazareth, fulfilling the prophecy that Jesus would be called a Nazarene.

That's the story of Jesus' first few years of life on earth. We're now going to fast forward to when He was about 30 years old and meet someone else who was a part of his family tree: John the Baptist.




JOHN THE BAPTIST

Have students open their Bibles, assign verses and read Matthew 3:1-6.

In these verses we see Matthew quote Isaiah, a prophet who had lived about 700 years earlier. Isaiah was telling the people of his time about John the Baptist, a man who would come 700 years in the future and prepare those people for the coming Messiah.

John the Baptist and Jesus were actually cousins. God had given John the very important job of helping to get the people ready for Jesus. In order to do this, he was baptizing people for the forgiveness of their sins. The Bible says he did this in the Jordan River.

 What does it mean to 'baptize' someone?

Answer: To immerse in water



Have students open their Bibles, assign verses and read Matthew 3:13-17.

We read here that Jesus wanted John to baptize Him. And at the moment Jesus came up out of the water after being baptized, God's voice called from the heavens and said, "You are My beloved Son, in You I am well pleased." At the same time the Holy Spirit appeared as a dove.

This is the only recording in the New Testament of God, Jesus, and the Holy Spirit appearing together at the same time in a physical way!



JESUS TEMPTED IN THE DESERT

After His baptism, Jesus was sent by the Holy Spirit to the desert for 40 days and was tempted/tested by Satan.

What does it mean to be tempted?

Answer: A desire to do something, especially something wrong or unwise.

Because He is God, He is perfect and would not fail these tests, but because He was also a human, He had to experience the suffering that humans experience.

What kind of suffering do you think Jesus went through while He was in the desert by Himself—not eating, and being tested by Satan for 40 days?

Answer: Hungry, thirsty, lonely, weak

Let's read about Jesus' time in the desert being tested by Satan.

Have students open their Bibles, assign verses and read Matthew 4:1-11.

How do we see Jesus respond each time He is tested by Satan?

Answer: He uses the Word of God to reject Satan.



What kind of example do you think that gives us to follow, when we are tempted to make a bad choice?

Answer: Will vary. Look to God (His word) for guidance.

Satan often tries to tempt us when things are going really well or really badly. When we feel strong and confident, we might forget that it's God who gives us our strength. He's the one who gives us all our blessings. It's okay to feel proud when we do something well, but we should always remember to thank God for our abilities. If we don't, we might start thinking we did it all on our own – and that can lead to the sin of pride.

 What does it mean to be 'prideful'?

Answer: Thinking too highly of yourself

Likewise, when we are going through a difficult time it is easy to forget that the Lord will never abandon us. We forget to pray and start to focus on only negative things. We stop seeing all the good things God has done for us.

Whether things are going really well or really badly, we should always rely on God, not ourselves. We should always look to God's word to help us in every situation.



6. STUDENT WORKBOOK



Have students open their Student Workbooks to their *Key Terms*, copy definition(s).



Have students open their Student Workbooks to their *Bible Times Map*.

- **Bethlehem** – Shade the area around the word in brown
- **Nazareth** – Circle the word in green
- **Egypt** – Draw a triangle (to represent a pyramid) around the word 'Egypt' on your map
- **Jordan River** – Shade in blue
- **Judean Wilderness/Desert** – Shade in yellow (where Jesus was tempted)

ACTIVITY SHEETS:

- **JESUS' EARLY LIFE MAZE**
- **MY FAMILY TREE** – Have students remove this page from their workbook and take home for assistance from their parents. (Optional: Ask students to bring the pages back next week and share with the class.)



7. REINFORCEMENT ACTIVITIES



TIMELINE

Have students add item(s) to the classroom timeline:

- Jesus' birth
- John the Baptist baptizes Jesus
- Jesus tested in the wilderness

SKIT

The baptism scene – Matthew 3:13-17:

- Make copies of the *Baptism of Jesus* skit for students
- Gather costumes, a dove (can easily be cut from a piece of paper)
- Students without a speaking part can be Jews who had come to the Jordan River to be baptized by John.



LESSON 2

JESUS' BIRTH AND EARLY MINISTRY (MATTHEW 1:1-4:11)**CLASS TIME**

**1. PRAYER****2. BIBLE VERSE**

Play a Bible Verse Memory Review Game

**3. OPENING ACTIVITY**

Have students fill out their *Lesson 2 Review Sheet*. Go over answers and review Sunday's lesson.

**4. FOLLOW-UP QUESTIONS**

1. What does the story of Jesus' birth show us about God's plan?
2. Why do you think God picked a small town like Bethlehem for Jesus to be born?
3. How can we see that God kept His promises by sending Jesus?


**5. LESSON SPOTLIGHT**

In our last lesson we learned about Jesus being baptized by John the Baptist.

Have students open their Bibles and read Matthew 3:11.

When John says, "I am not fit to untie His sandals." He is saying he is nothing compared to Jesus. Yet, Jesus would later tell John he had to baptize Him to fulfill all righteousness.



-  What happens to our sins and all the things we've done wrong in our lives when we are baptized?

Answer: They are washed away, they are gone.

Our past mistakes and sins are gone and we are now living a new life.

Jesus lived a perfect life and never sinned.



? Since Jesus is divine and had no sin, why did He allow John to baptize Him?

Read Matthew 3:13-15.

- As the signal that He was beginning His public ministry



- As a way of setting the example:

- Jesus was showing His own faith by being baptized, because being baptized brings us into God's kingdom (John 3:5).
- Jesus' baptism also showed that John's baptisms of other people were important and approved by God. It was a way to bless everyone who had been baptized by John.

In our last lesson we also talked about Jesus relying on God's word to help Him when being tested by Satan.

Remember, we said it is important not to rely on ourselves instead of God, so that we do not become prideful. It is dangerous to forget that God is the One who gives us our strengths and abilities. He is the One that gives us all of our blessings.

On a large piece of paper/white board write the following and then work as a class to fill in the columns with various examples:

THINGS THAT CAN LEAD TO BEING PRIDEFUL	THINGS THAT CAN LEAD TO DISCOURAGEMENT	THINGS I CAN DO TO HELP AVOID PRIDEFULNESS OR DISCOURAGEMENT
--	--	--



6. REINFORCEMENT ACTIVITY

BOOK SORTING GAME



Directions:

- Provide students with the *Books of the Bible* cards from the Teacher Guide (cut out ahead of time).
- Create two spaces on a table or the floor. Label one **Old Testament** and the other **New Testament**.
- Have students sort the cards into the **Old Testament** or **New Testament** categories. (Use the *Books of the Bible* posters or their own Bibles if necessary).

LESSON 3 THE SERMON ON THE MOUNT (MATTHEW 5:1-6:15)

CORRESPONDS WITH ADULT LESSON 4



OBJECTIVES

Students will...

- Observe that Jesus teaches us what our behavior should be if we're in the kingdom of God
- Learn that people who are in the kingdom of God should look different than those who are not in the kingdom
- Understand that the kingdom of God on earth is the church
- Learn how we should pray to God
- Recognize that Jesus wants us to love our enemies



KEY TERMS (WRITE OUT AHEAD OF CLASS FOR COPYING)

- Kingdom of God – The kingdom of God on earth is the church.



MAP WORK

- Sea of Galilee
- Capernaum



MATERIALS

- Bible for each student
- OT and NT books of the Bible posters
- Timeline Overview/Events
- Bible Times Map
- Student Workbooks
- Coloring pencils
- Cards with the Beatitudes for opening activity



NOTE TO TEACHER

The Beatitudes from Matthew 5:1-16 can be long to read. Use your judgment as to how you will cover these. It may be best for the teacher to read the majority/all of these.



CLASS TIME



1. PRAYER



2. BIBLE VERSE REVIEW

Now all this took place to fulfill what was spoken by the Lord through the prophet: “Behold, the virgin shall be with child and shall bear a Son, and they shall call His name Immanuel,” which translated means, “God with us.”
- Matthew 1:22-23



3. SING SONGS

OT/NT Books of the Bible



4. OPENING ACTIVITY

BEATITUDE MATCH-UP

1. Write the first part of each Beatitude (e.g., “Blessed are the meek...”) on one card and its second part (e.g., “...for they shall inherit the earth”) on another card.
2. Divide the class into small groups and give each group a set of cards.
3. Challenge them to match the beginning and end of each Beatitude by looking in their Bibles, Matthew 5:3-11.




5. LESSON



Last class we talked about John the Baptist, Jesus’ baptism and His time in the desert being tested by Satan and how He used the word of God to respond to Satan and his attacks.

We also talked about how we are supposed to react when we are tempted—always rely on God. Always look to His word to know what to do.

Jesus’ baptism signaled the start of His public ministry. He now began to teach the people about the kingdom of God.

 What is the ‘kingdom of God’?

Answer: The kingdom of God on earth is the church.



One of His more well-known lessons is called *The Sermon on the Mount*. It is called this because Jesus was on a hillside overlooking the Sea of Galilee during this teaching. This was near the town of Capernaum, where Jesus and the Apostle Peter lived as adults.

The Sermon on the Mount touched on many different topics. One section of this sermon is called 'The Beatitudes.' Let's read it together.

Have students open their Bibles, assign verses and read Matthew 5:1-16.

The Beatitudes talk about how a person should feel or behave if they are part of God's kingdom.

The ideas that Jesus shared with the people seem to contradict or go against the normal reactions a human would have.

Spend some time looking back through the beatitudes and discussing with the students how the teachings of Jesus seem to go against what we see in the world.

For example: "Blessed are the gentle, for they shall inherit the earth." We usually think of strong, forceful people who can fight as those who are rewarded, but Jesus said the gentle will ultimately be rewarded.



Thinking about the Beatitudes, if we are in God's kingdom—the church—how does God want us to behave?

Answer: Will vary. Show mercy and kindness, be peacemakers; Even if we are rejected by others or others are unkind to us because of what we believe when we are acting in a way that pleases God, we should be joyful, etc.



Jesus said we are the salt of the earth and the light of the world. What does that mean?

Answer: Will vary. Our lives, because we're trying to be like Jesus, should have an impact on others, just like salt affects food and light affects darkness.

Should our lives look different from those who are not in God's kingdom? How so?

Answer: Yes. Discuss different answers.

PRAYER

Another teaching that Jesus gave to His followers was how to pray. He gave some examples of what NOT to do and what TO DO.

Jesus taught that when we pray we should not do it in such a way that we are drawing attention to ourselves.

Praying is a time when we speak to God. It's not a time to try to impress other people.

Instead, Jesus taught us to pray in the following way:



Read Matthew 6:9-15.



? Why do you think Jesus taught us to pray in this way?

Answer: The prayer teaches us to honor God, ask for what we need and for His protection, and to forgive others.



LOVE

Jesus taught a lot about love and forgiveness.

Read Matthew 5:43-48 (Note: the word “perfect” in verse 48 comes from the Greek word *teleios*, which means “complete.” God is not expecting perfection but a completeness, being fully developed or having fulfilled one’s purpose.)

Jesus asks His followers to love those they may not like, those they may even see as their enemies.

? What is the hardest part about loving someone you don’t like?

Discuss ways to show love even when it’s difficult.



6. STUDENT WORKBOOK



Have students open their Student Workbooks to their *Key Terms*, copy definition(s).



Have students open their Student Workbooks to their *Bible Times Map*.

- Sea of Galilee – Shade in blue
- Capernaum – Circle the word in orange

ACTIVITY SHEET: JESUS' TEACHINGS

1. Have students open their Student Workbooks to *Jesus' Teachings*.
2. Ask them to choose one of the Beatitudes.
3. Have students draw a picture of how they can live out one of Jesus' teachings during the week.
4. Have students take turns sharing their answers with the class.



7. REINFORCEMENT ACTIVITIES



TIMELINE

Have students add item(s) to the classroom timeline:

- Jesus' Sermon on the Mount
- Jesus teaches how to pray
- Jesus tells us to love our enemies

MINI SKITS

1. Divide the class into groups of two.
2. Assign each group a Beatitude or teaching from the Sermon on the Mount (see 'Beatitudes Simplified').
3. Have them create a short skit showing how they could live out that teaching in their daily lives.
4. Allow each group to perform their skit for the class.

BEATITUDES SIMPLIFIED

1. God blesses those who know they need Him, His kingdom belongs to them.

(Blessed are the poor in spirit, for theirs is the kingdom of heaven.)

2. God blesses those who are sad, He will comfort them.

(Blessed are those who mourn, for they shall be comforted.)

3. God blesses those who are humble, they will be rewarded.

(Blessed are the meek, for they shall inherit the earth.)

4. God blesses those who want to do what is right, He will satisfy them.

(Blessed are those who hunger and thirst for righteousness, for they shall be filled.)

5. God blesses those who are kind and forgiving, He will be kind and forgiving to them.

(Blessed are the merciful, for they shall obtain mercy.)

6. God blesses those who have a pure heart, they will see Him.

(Blessed are the pure in heart, for they shall see God.)

7. God blesses those who bring peace, they will be called His children.

(Blessed are the peacemakers, for they shall be called children of God.)

8. God blesses those who are treated badly for doing what is right, His kingdom belongs to them.

(Blessed are those who are persecuted for righteousness' sake, for theirs is the kingdom of heaven.)



LESSON 3

THE SERMON ON THE MOUNT (MATTHEW 5:1-6:15)**CLASS TIME**

**1. PRAYER****2. BIBLE VERSE**

Play a Bible Verse Memory Review Game.

**3. OPENING ACTIVITY**

Have students fill out their *Lesson 3 Review Sheet*. Go over answers and review Sunday's lesson.

**4. FOLLOW-UP QUESTIONS**

1. Which beatitude stands out to you the most and why?
2. How does the Lord's Prayer teach us to communicate with God?
3. Why is it important to be a "light to the world"?

**5. LESSON SPOTLIGHT**

Living out the Beatitudes can be really hard because they often go against what the world tells us to do. For example, when someone is mean to us, we might want to be mean back, but Jesus says to be merciful and make peace. The world teaches us to focus on being the strongest or most powerful, but Jesus says that the gentle and humble will be blessed.



It can also be tough to do the right thing when others make fun of us for our faith. But even when it's difficult, Jesus promises that when we follow Him, we will be blessed and have a great reward in heaven.

Can anyone share an example of a time you chose to do the right thing, even when it was difficult?



6. REINFORCEMENT ACTIVITIES

SALT AND LIGHT EXPERIMENT

Use salt and light to visually demonstrate how Christians make an impact in the world.

- **Salt:** Any food will work for this. Compare unsalted versus salted and how the salt really makes a difference in the flavor of the food.
- **Light:** Turn the lights out in the classroom (the darker the better). Have students try to draw/color in a simple image such as a stick figure or house. Then turn on the lights and have them repeat the activity on a new sheet of paper. Compare how having the lights on made a difference (improved) in their picture.

Discuss with students that when Christians show Christ's love to others in the world we can have a positive impact in their lives. Christ's love will make things better for them.

Aren't we glad that we know about Jesus' love? Shouldn't we share His love with everyone so they can know the same joy?

LESSON 4 MIRACLES AND MINISTRY (MATTHEW 8:1-9:38)

CORRESPONDS WITH ADULT LESSON 5



OBJECTIVES

Students will...

- Learn what miracles are/are not
- Witness how Jesus demonstrated His authority and compassion through miracles
- Recognize that sharing the Gospel is a mission Jesus wants all of us to take part in
- Learn that Jesus was always busy doing God's will
- Learn that this world can distract us with many things, but it is important to not let busyness get in the way of doing God's will



KEY TERMS (WRITE OUT AHEAD OF CLASS FOR COPYING)

- Miracle – An amazing event which shows Divine power
- Compassion – Showing kindness and care for others



MAP WORK

This lesson does not have any map work.



MATERIALS

- Bible for each student
- OT and NT books of the Bible posters
- Timeline Overview/Events
- Bible Times Map
- Student Workbooks
- Coloring pencils
- 'Three Days in the Life of Jesus' page
- Blank paper for opening activity
- Baskets/boxes, strips of paper for 'Jesus' Busy Days' relay game
- Large sheet of paper for a "Miracle Chart" (Wed.)



NOTE TO TEACHER

There are many miracles and stories in this lesson that could be taught. One from each of the three days is included in the lesson plan but teachers should choose any they feel are most beneficial/relatable for their students.



CLASS TIME



1. PRAYER



2. BIBLE VERSE REVIEW

Now all this took place to fulfill what was spoken by the Lord through the prophet:
“Behold, the virgin shall be with child and shall bear a Son, and they shall call
His name Immanuel,” which translated means, “God with us.”
- Matthew 1:22-23



3. SING SONGS

OT/NT Books of the Bible



4. OPENING ACTIVITY

A DAY IN MY LIFE

1. Have students draw pictures or write out what a busy day for them looks like.
2. Have students take turns telling about their busy day.



5. LESSON



We all have days that are busier than others. In chapters eight and nine of his gospel, Matthew writes about three days in the life of Jesus.

Hold up ‘Three Days in the Life of Jesus’ page as you read through the items. Give students a hint that they should pay special attention, they may need the poster information later.

DAY ONE

- Sermon on the Mount
- Heals leper after finishing lesson
- Goes to Capernaum (hometown)
- Heals Centurion's slave on the way
- Arrives at Peter's house, heals Peter's mother-in-law, she feeds Him
- Variety of healings of those brought to Him there

DAY TWO

- Orders disciples to cross over the Sea of Galilee
- Teaches would-be disciples on the cost of discipleship
- Calms the storm on the lake
- Heals demoniacs upon arriving on the other side
- Returns across the Sea of Galilee to Capernaum
- Heals paralytic brought to Him there
- Calls Matthew

DAY THREE

- Dinner with disciples and Matthew at Matthew's house
- Teaches Pharisees and John's disciples about nature of the kingdom
- Resurrects official's daughter
- Heals woman with hemorrhage (bleeding)
- Heals blind man
- Heals man who is dumb (mute) and demon-possessed

Wow! Jesus was very busy. Let's look in our Bibles at some of the things Jesus did during these three days.

Have students open their Bibles, assign verses and read the following:

Matthew 8:14-17, Healing of Peter's Mother-in-Law

In these verses and in many more we see Jesus perform miracles.



What are miracles?

Answer: Amazing events that happen in the physical world but that can only happen because of Divine (God's) supernatural power.

Why did Jesus perform miracles?

Answer: Jesus did not do miracles to show off or make people think He was important. He did them to show that His teachings were true and that His power came from God.

 **How did the miracles show Jesus' Divine power and authority?**

Answer: Because Jesus is God, He has Divine power (power like God) and can do things that an ordinary man could never do. Performing miracles helped show the people that He had the right—the authority—to say the things He was saying, because He is God.

Point out also that Jesus' miracles were connected to compassion and love. They helped take care of people's needs.



At the end of the verses we read, Matthew quoted the prophet Isaiah,

"He Himself took our infirmities and carried away our diseases."
- Isaiah 53:4

Remember, Matthew is always tying Jesus' actions and words back to Old Testament prophecies to prove that He is the promised Messiah.




Now let's look at an event that happened on Day 2.


Have students open their Bibles, assign verses and read:

Matthew 8:23-27, Jesus Calms the Storm

Here we see Jesus perform another amazing miracle. This time, one that involves nature.

 **Jesus told His Apostles they had 'little faith.' What did He mean by that?**

Answer: That their faith was not strong.

 **Are there ever moments in your life when you feel afraid or unsure? How do you think God wants you to respond in those situations?**

Answer: Pray; Have a stronger faith in Him Who can do all things.




DAY THREE

Have students open their Bibles, assign verses and read:

Matthew 9:35-38, The Workers Are Few

 What do we learn about Jesus in these verses?

Answer: He has compassion for those who are lost spiritually.

 What does it mean to have compassion for someone else?

Answer: Showing kindness and care.

He also lets us know that the mission of sharing the Gospel needs to be taken care of right away and that we should pray to God for more people to help accomplish this mission.



In John 21:25 it says that the world could not hold all the books if everything that Jesus did was written down.

“And there are also many other things which Jesus did, which if they were written in detail, I suppose that even the world itself would not contain the books that would be written.”



 What does that show us about how Jesus used His time while He was on this earth?

Answer: He used it to do God’s will (mission), helping others.

When we’re busy and we wonder if we’re busy doing God’s will, we should think of the example Jesus set for us and His prayer about sending out more workers.

 What are some ways we can be busy working for the kingdom?

Answer: Will vary. Helping others/parents/siblings, teaching our friends about Jesus, reading our Bibles, praying, coming to church.



6. STUDENT WORKBOOK



Have students open their Student Workbooks to their *Key Terms*, copy definition(s).

ACTIVITY SHEET: KINGDOM WORK BRAINSTORM

1. Set a timer for three minutes. Have students write or draw as many ways as they can think of to “work for God’s kingdom” (e.g., helping parents, sharing Jesus’ story, being kind at school).
2. Afterward, have each student share their ideas.



7. REINFORCEMENT ACTIVITIES

TIMELINE



Have students add item(s) to the classroom timeline:

- Jesus performed many miracles

GAME: JESUS' BUSY DAYS RELAY

Set Up:

- Copy onto strips of paper all the events from the *Three Days in the Life of Jesus* poster, place the strips into a basket labeled 'Jesus' Work' at one end of the classroom (one set of events & basket per group).
- At the other end of the classroom, set up three labeled baskets/boxes: Day 1, Day 2 and Day 3 (one set of boxes per group).

Game Rules:

- Divide students into two teams.
- One at a time, a player from each team will grab an event from their “Jesus’ Work” basket.
- They must run to the other end of the room and decide which day (Day 1, Day 2 or Day 3) the event belongs to and place it in the correct basket/box. (Modification to make it easier: Post the *Three Days in the Life of Jesus* page somewhere students can see).
- Then, they run back and tag the next teammate to go.

Winning the Game:

- If not using the poster as an aid: After all the papers have been placed, go through the baskets as a group and check if the events are sorted correctly; The team with the most correctly placed events wins.
- If using the poster as an aid: The team that finishes first and has all their events in the correct baskets wins.

DAY 1

- SERMON ON THE MOUNT
- HEALS LEPER AFTER FINISHING LESSON
- GOES TO CAPERNAUM (HOMETOWN)
- HEALS CENTURION'S SLAVE ON THE WAY
- ARRIVES AT PETER'S HOUSE, HEALS PETER'S MOTHER-IN-LAW, SHE FEEDS HIM
- VARIETY OF HEALINGS OF THOSE BROUGHT TO HIM THERE

DAY 2

- ORDERS DISCIPLES TO CROSS OVER THE SEA OF GALILEE
- TEACHES WOULD-BE DISCIPLES ON THE COST OF DISCIPLESHIP
- CALMS THE STORM ON THE LAKE
- HEALS DEMONIACS UPON ARRIVING ON THE OTHER SIDE
- RETURNS ACROSS THE SEA OF GALILEE TO CAPERNAUM
- HEALS PARALYTIC BROUGHT TO HIM THERE
- CALLS MATTHEW

DAY 3

- DINNER WITH DISCIPLES AND MATTHEW AT MATTHEW'S HOUSE
- TEACHES PHARISEES AND JOHN'S DISCIPLES ABOUT NATURE OF THE KINGDOM
- RESURRECTS OFFICIAL'S DAUGHTER
- HEALS WOMAN WITH HEMORRHAGE (BLEEDING)
- HEALS BLIND MAN
- HEALS MAN WHO IS DUMB (MUTE) AND DEMON-POSSESSED



LESSON 4

MIRACLES AND MINISTRY (MATTHEW 8:1-9:38)**CLASS TIME**

**1. PRAYER****2. BIBLE VERSE**

Play a Bible Verse Memory Review Game.

**3. OPENING ACTIVITY**

Have students fill out their *Lesson 4 Review Sheet*. Go over answers and review Sunday's lesson.

**4. FOLLOW-UP QUESTIONS**

1. In our last class we talked about different miracles that Jesus performed, so many that the apostle John said what about the things Jesus did?
2. Jesus was very busy. But was He busy doing random things?

**5. LESSON SPOTLIGHT**

One of the things we talked about in our last lesson when learning about Jesus' miracles was the fact that He was able to show compassion through His miracles.

Does anyone remember what it means to show compassion?

Answer: Showing kindness and care

We're going to take a closer look at the miracles and teachings of Jesus over these three specific days and discuss how these things showed compassion by taking care of people's physical, emotional and spiritual needs and how His example can help us nowadays.

↶ 6. REINFORCEMENT ACTIVITIES

ACTIVITY: MIRACLE/TEACHING CHART – MATTHEW 8:1-9:38

1. Create a large chart/write on a dry erase board: three columns: “Miracle/Teaching,” “What It Shows About Jesus,” and “How It Helps Us Today.”
2. Teachers should read through the miracles and teachings that took place during the “three days” and have these ready to discuss with the class: Matthew 8:1-9:38.
3. As a class fill in the chart

Example:

MIRACLE/TEACHING	WHAT IT SHOWS ABOUT JESUS	HOW IT HELPS US TODAY
CALMING THE STORM	HELPING HIS FRIENDS WHEN THEY WERE SCARED	WE CAN ALWAYS GO TO JESUS WHEN WE ARE SCARED/UNSURE; HE CAN CALM THE STORMS

ACTIVITY: MIRACLE CHARADES

- Write out the different miracles on strips of paper and place them in a bowl.
- Write out the miracles on the board for students to see their guessing options.
- Have students draw out a piece of paper and then act out miracles for their classmates to guess.

LESSON 5 JESUS CALLS AND SENDS HIS APOSTLES (MATTHEW 10:1-28)

CORRESPONDS WITH ADULT LESSON 6



OBJECTIVES

Students will...

- Recognize the difference between disciples and apostles
- Learn about Jesus sending out His apostles
- Understand that our instructions come from the Bible
- Recognize that Jesus has a mission for us today



KEY TERMS (WRITE OUT AHEAD OF CLASS FOR COPYING)

- Disciple – A follower of Jesus Christ
- Apostle – One who is sent out



MAP WORK

- Galilee



MATERIALS

- Bible for each student
- OT and NT books of the Bible posters
- Timeline Overview/Events
- Bible Times Map
- Student Workbooks
- Coloring pencils
- Strips of paper with “mission scenarios”
- Origami paper/construction paper (Wed.)



NOTE TO TEACHER

Create *Mission Scenario* cards ahead of time for an activity at the end of class.

Find a simple origami design (online) for Wednesday night activity.

Be prepared to sing the **12 Apostles** song with students (same tune as ‘Jesus Loves Me’):

*Jesus called them one by one, Peter, Andrew, James, and John
Next came Philip, Thomas too, Matthew and Bartholomew
James the one they called The Less, Simon also Thaddeus
The twelfth Apostle Judas made, Jesus was by him betrayed*

*Yes, Jesus called them
Yes, Jesus called them
Yes, Jesus called them
And they all followed Him*



CLASS TIME



1. PRAYER



2. BIBLE VERSE REVIEW

This is the last week for this verse.

Now all this took place to fulfill what was spoken by the Lord through the prophet:
“Behold, the virgin shall be with child and shall bear a Son, and they shall call
His name Immanuel," which translated means, “God with us.”
- Matthew 1:22-23



3. SING SONGS

OT/NT Books of the Bible, 12 Apostles



4. OPENING ACTIVITY

ON A MISSION

1. Tell the students that Jesus sent His apostles out on a mission.
2. Show the Bible Times map and point out the area of Galilee, where the apostles were originally sent out to the Jews.
3. Briefly discuss with students what they think they would need to take with them if they were sent on a mission.



5. LESSON

In our last class we looked at three days in the life of Jesus and how busy He was doing God's will.

In chapter 4 of Matthew, Matthew writes about the first four Apostles called by Jesus: Peter, Andrew, James and John. Later, in chapter 9, we read about Matthew's calling to follow Jesus. Now, in chapter 10, we will read about all 12 Apostles and their immediate mission given by Jesus to the people of Galilee.



Many people were disciples of Jesus, but today we're talking specifically about the original 12 Apostles.

(Later, two more apostles were added: Matthias replaced Judas and Paul was called to be an Apostle and bring the Gospel to the Gentiles).

Let's take a closer look at the 12 Apostles.

Have students open their Bibles, assign verses and read Matthew 10:1-4.

A disciple was someone who followed Jesus, but an apostle was someone Jesus sent out to share His message. The twelve apostles were special followers chosen by Jesus.

They all had three things in common:

1. **They saw Jesus during His life, death, and resurrection.**
2. **They helped start the first church.**
3. **Some of them wrote down Jesus' words and taught others about Him.**



Something else that set them apart was that Jesus gave them special powers.

If you could have a special power, what would it be?

Answer: Will vary.

The Apostles' powers involved miraculously healing all kinds of diseases, casting out demons and raising people from the dead!



Along with these special abilities, Jesus also gave His apostles very specific instructions:

1. **They were to go minister to the Jewish people, not the Gentiles.**
2. **They were to tell them that, 'the kingdom of heaven is at hand.'**
3. **They were NOT to bring any luggage, extra clothes or even money.**
4. **They had specific instructions on dealing with people and their homes/towns based on how those people treated them and the message they brought.**

Spend time discussing these instructions with your students:

Who were the Jews/Gentiles?

Answer: The Jews were God's chosen people—the nation of Israel. Gentiles were all other people.

What did Jesus mean by, 'the kingdom of heaven is at hand?'

Answer: The kingdom of God is near because Jesus, the Son of God, has come to Earth.



? Why did Jesus tell His apostles not to bring extra clothes or money?

Answer: To teach them to rely completely on God



Jesus gave the instruction about how to leave a house or town where they were not welcomed because He knew that in the same way that He was not always well-received, not everyone would be happy to hear the message His apostles were bringing.

Jesus prepared them for people's negative reactions.

Have students open their Bibles, assign verses and read Matthew 10:16-20.

Jesus warned His apostles that not only would people not be happy to hear their message, they would treat them unkindly too.

But He also told them not to worry. They would not be alone. The Spirit of the Lord would help them know what to say and do.

It's the same for us today... Jesus tells us that those who hear the gospel and obey will receive the gift of the Holy Spirit, Who will help us know what to do and how to pray.



Further Instructions:

Read Matthew 10:24-25, 28.

Jesus told His followers that those who did not believe He was the Son of God called Him 'Beelzebub', which is another name for the devil.

He told them that if the people called Him that, the One that is God, then they should not be surprised or afraid of what the people would call them or even afraid of death.

'They may kill your bodies, but they cannot destroy your souls.'




Jesus and the apostles had a mission: to seek and save the lost (Luke 19:10).

That's our mission too: to seek and save the lost.

? What does it mean to 'seek and save the lost'? How can we do this?

Answer: To look for others who don't know about Jesus. We can do this by talking to our friends about Jesus and telling them that He died and rose again to save everyone. We can invite them to church or read our Bibles and pray with them.

The Apostles had very specific instructions for their mission, and we have instructions too.

 Where can we find our instructions?

Answer: The Bible

That is why it is so important for everyone to read God's word. In it, we can find all of our instructions for our lives.



6. STUDENT WORKBOOK



Have students open their Student Workbooks to their *Key Terms*, copy definition(s).



Have students open their Student Workbooks to their *Bible Times Map*.

- **Galilee** - Have students draw a rectangle around the word

ACTIVITY SHEET: GOD'S INSTRUCTIONS TO US

1. Have students open their Student Workbooks to *God's Instructions to Us*.
2. Have students look up verses to fill in the blanks and break the code.



7. REINFORCEMENT ACTIVITIES



TIMELINE

Have students add item(s) to the classroom timeline:

- Jesus calls His 12 apostles
- Jesus sends out The Twelve

ACTIVITY: MISSION SCENARIOS

1. Hand out strips of paper with "mission scenarios" (e.g., "You meet someone who is sad and doesn't know about Jesus. What do you do?"; "You see someone at school being unkind to someone else. What do you do?", "You know of a family who does not have the money to buy food. What do you do?", etc.)
2. In pairs, have students discuss how they would handle each scenario if they were working to serve God and His kingdom.
3. Share/act out responses for the rest of the class.



LESSON 5

JESUS CALLS AND SENDS HIS APOSTLES (MATTHEW 10:1-28)**CLASS TIME**

**1. PRAYER****2. BIBLE VERSE**

Play a Bible Verse Memory Review Game.

**3. OPENING ACTIVITY**

Have students fill out their *Lesson 5 Review Sheet*. Go over answers and review Sunday's lesson.

**4. FOLLOW-UP QUESTIONS**

1. Jesus told His Apostles not to bring extra clothes or money on their journey. What do you think that would have been like? How would you feel if you had to go on a trip without packing anything? *Follow-up:* How does this teach us to trust God today?
2. Jesus warned His Apostles that some people wouldn't be happy to hear about Him and might treat them badly. Have you ever felt nervous or scared to talk about Jesus? What can we do when we feel this way? *Follow-up:* How does knowing that God is always with us help when we share our faith?

**5. LESSON SPOTLIGHT**

- In our last lesson we learned about Jesus calling the 12 Apostles. Can anyone remember their names?

Answer: Peter, Andrew, James, John, Philip, Thomas, Matthew, Bartholomew, James, Simon, Thaddeus, Judas


The Apostles were not extraordinary people, they were just regular men who were followers of Jesus; most were fishermen, Matthew was a tax collector.

They were not called by Jesus because they were great leaders, they were called because Jesus knew that with the help of the Holy Spirit He could use these men to help accomplish His mission.

 **How does knowing that the apostles were just regular people help us nowadays?**


Answer: Will vary. It helps us relate to them. We see that they made mistakes and didn't get everything right but that because they were faithful God was able to accomplish great things through them.



 **Does God still call people today to do work for Him? What are some examples of things He calls us to do today?**

Answer: Yes. Share the Gospel, help others in our community, moms and dads teach their children about Jesus, serve the church: preachers, Sunday school teachers, elders, deacons, etc.



 **Does God expect us to just know what to do?**

Answer: No. He gives us the Bible—that's where we find our instructions. He also gives us the Holy Spirit to help guide us.



 **What is our most important mission?**

Answer: To seek and save the lost (sharing the gospel with those who are not Christians).

The Bible and the Holy Spirit help give direction to us nowadays. Even though the mission of 'seeking and saving the lost' can be difficult, it is possible to accomplish our mission with God's help.

What mission can you accomplish for God this week?

LESSON REINFORCEMENTS



THE IMPORTANCE OF INSTRUCTIONS: ORIGAMI

Instructions:

Before class:

- choose an easy origami project for your class. Many examples can be found online.
- Go through the instructions and create a final product.

In class:

- Use the design chosen and completed ahead of time as a model for the class.

1. Round 1: No Instructions

- Hand out paper to each student but do not give them any instructions.
- Ask them to build the origami design by only looking at the example.
- Give them a few minutes to try and then end Round 1.

2. After the time is up:

- Discuss: "What challenges did you face? Was it easy or hard without any instructions? Did your design turn out as expected?"

3. Round 2: With Instructions

- Guide them by demonstrating the proper steps yourself, being sure to show that you are following a set of instructions.
- Give them a few minutes to try again.

4. After the time is up:

- Discuss: "How did it feel to make the design this time? Was it easier or harder? Did the instructions help?"

5. Wrap-Up Discussion:

- Highlight how much smoother the second round was with clear instructions. Compare the results of the two rounds.
- Discuss that even though the mission may still have been difficult it was possible with the help of instructions.
- Connect this to the lesson:

Following Jesus is not always easy, but when we listen to His instructions and do what He says, it helps us along the way. We can feel confident and have more peace in our hearts, knowing we're making good choices.

LESSON 6 DEALING WITH DOUBTS AND CONFLICTS (MATTHEW 11:1-12:50)

CORRESPONDS WITH ADULT LESSON 7



OBJECTIVES

Students will...

- Observe how Jesus responded to doubts and conflicts
- Learn that even John the Baptist had doubts for a moment
- Understand that having doubts is normal but never means we should lose hope
- Learn that Jesus will help us through our doubts and wants us to come to Him
- Be shown that Jesus sees those who do His Father's will as being part of His family



KEY TERMS (WRITE OUT AHEAD OF CLASS FOR COPYING)

- Doubt – To feel unsure about something/someone
- Faith – Believing in something/someone even when you can't see it
- Sabbath – Seventh day of the week, a holy day of rest for the Jews
- Pharisees – Jewish men who saw themselves as keepers of the Law, but created new man-made rules



MAP WORK

This lesson does not have any map work.



MATERIALS

- Bible for each student
- OT and NT books of the Bible posters
- Timeline Overview/Events
- Bible Times Map
- Student Workbooks
- Coloring pencils, tape/magnets
- Items for obstacle course
- Conflict Strips
- 'Faith & Doubt' scenarios (Wed.)



NOTE TO TEACHER

Set up obstacle course ahead of time to save time during class.



CLASS TIME



1. PRAYER



2. INTRODUCE BIBLE VERSE #2

Come to Me, all who are weary and heavy-laden, and I will give you rest. Take My yoke upon you and learn from Me, for I am gentle and humble in heart, and you will find rest for your souls.

- Matthew 11:28-29



3. SING SONGS

OT/NT Books of the Bible, 12 Apostles



4. OPENING ACTIVITY

TRUST WALK

Materials Needed:

- A blindfold (or have students close their eyes)
- A simple obstacle course (can be chairs, books, or just a path around the room)

Directions:

1. Choose one student to be the "Walker" and another student to be the "Guide."
2. The "Walker" is blindfolded or keeps their eyes closed.
3. The "Guide" gives verbal directions (not touching the Walker) to help them move safely through the obstacle course.
4. After reaching the end, switch roles so multiple students get a chance to experience both parts.

Discussion:

How did it feel not being able to see where you were going? Was it hard to give good directions?

Did we doubt the person leading us was going to keep us safe?

Today we're going to learn more about trusting Jesus, even when we have doubts.



5. LESSON



DEALING WITH DOUBT

Let's look at a time when someone who was very close to Jesus had doubts.

What does it mean to doubt?

Answer: To feel unsure about something/someone

Have students open their Bibles, assign verses and read Matthew 11:2-6.

It seems strange that someone like John the Baptist would have doubts. After all, he was God's special messenger who came to prepare the people for Jesus' arrival. He saw Jesus with his own eyes, he grew up with Him and witnessed His miracles.

But when John was thrown in prison and things were very difficult he had a moment of doubt. He needed to be reassured that Jesus was the promised Messiah.

In response to John's questions, we see Jesus point to things said by the Old Testament prophet Isaiah (Isaiah 35:6; Isaiah 61:1). He did this to show that He had already fulfilled some of the Old Testament prophecies (healings, gospel preached) even though He had not yet fulfilled them all.

Then the lame will leap like a deer,
And the tongue of the mute will shout for joy.
For waters will break forth in the wilderness
And streams in the Arabah.
- Isaiah 35:6

The Spirit of the Lord God is upon me, Because the Lord has anointed me to bring
good news to the afflicted; He has sent me to bind up the brokenhearted, to proclaim
liberty to captives and freedom to prisoners;
- Isaiah 61:1

Jesus was giving John the reassurance that he needed.

In what gospel book do we see the author pointing to Old Testament prophecy to reassure the people that Jesus is the promised Messiah?

Answer: Matthew



Part of John's message in preparing the people for Jesus was about a judgment to come on the nation of Israel. He had not seen that happen yet. John thought that all things would happen within a certain time and when everything he expected to happen did not happen right away, he doubted.

We'll learn in a later lesson about the judgment on Israel that John was talking about.

John could only see a small part of God's whole, big picture.

Sometimes, that's what happens to us. We think God isn't listening or what is going on doesn't make sense and that causes us to doubt. But if we could see the whole, big picture like God does, then everything would make sense.



During times when we doubt or are unsure, it's important to keep our faith and trust in God.

? What are some ways we can strengthen our faith in God when we're having a hard time?

Answer: Will vary. Pray, read our Bibles, look back on past times when God was faithful to others. Talk with our parents or other people at church.

Let's look at the end of chapter 11 to see what Jesus says.

Have students open their Bibles, assign verses and read Matthew 11:28-30.

Jesus wants everyone to come to Him. He wants us to trust Him with our problems and our doubts.



DEALING WITH CONFLICT


Helping people with their doubts was something Jesus had to deal with. Another thing Jesus dealt with was conflict. Just like we don't always agree or get along with everyone in our lives, Jesus also faced this problem. Let's take a look at some conflicts Jesus dealt with.

Have students open their Bibles, assign verses and read Matthew 12:1-8.

While Jesus was teaching and healing, He often came into contact with a group of Jewish men known as Pharisees.

The Pharisees saw themselves as being in charge of the Law (rules given by God in the Old Testament). They had added many rules to those given by God and they tried to control the people by enforcing those man-made laws.

When Jesus came along He pointed out that they were wrong to add to God's Law. In the verses we read, Jesus responded by showing them that God wanted them to show love and mercy to others over their rules about the Sabbath day.

 What was the Sabbath day?

Answer: It was the seventh day of the week. The Jews were supposed to rest on this day.

The Pharisees tried to trap/test Jesus by asking Him if He thought it was okay to heal someone on the Sabbath. They considered healing a person a type of work, which broke their rules about not working on the Sabbath.

Let's see how Jesus responded...

Have students open their Bibles, assign verses and read Matthew 12:9-14.

 What did Jesus do when He came into contact with someone He could help?

Answer: Showed love and mercy, helped.



Now let's look at how Jesus dealt with a conflict with His own family.

Jesus' family was having a hard time watching Him deal with the crowds and unkind reactions they were sometimes having. They did not really understand what He was doing and were worried for Him. They tried to take Him away from the conflicts.

Have students open their Bibles, assign verses and read Matthew 12:46-50.

How did Jesus answer them? He said His family were His disciples, those who were busy doing the will of God with Him.

 So who is Jesus' family?

Answer: The ones who believe He is the Son of God. The ones who show their faith by doing what He asks them to do—which includes loving one another.



His family didn't know they were causing a conflict. But Jesus was sure of what He was doing, because it was God's will.

When we have conflicts with people, we should look at our actions and ask ourselves if we are doing something against God’s will that is causing the conflict or problem.

And if we are, we should do our best to stop that behavior. After all, God’s will is that we love one another, not fight with each other.



6. STUDENT WORKBOOK



Have students open their Student Workbooks to their *Key Terms*, copy definition(s).

ACTIVITY SHEET: SEEING THE WHOLE PICTURE

1. Have students look at the zoomed-in pictures and write their guesses on the blanks.
2. When they are all done guessing, reveal the true pictures.



7. REINFORCEMENT ACTIVITIES



TIMELINE

Have students add item(s) to the classroom timeline:

- Jesus deals with doubts and conflicts

SKIT: DEALING WITH CONFLICT

1. Have students pair up with a partner.
2. Hand out “Conflicts” (found in Additional Resources section of this Teacher Guide).
3. Give students a few minutes to create a short skit based on their conflict that ends in a negative way.
4. Have students take turns acting out their skits and discussing what they could have done better to resolve the conflict **OR** act out a second time with a different, positive ending.



LESSON 6

DEALING WITH DOUBTS AND CONFLICTS (MATTHEW 11:1-12:50)**CLASS TIME**

**1. PRAYER****2. BIBLE VERSE**

Have students fill out their Bible Verse Fill-in-the-Blank worksheet.

**3. OPENING ACTIVITY**

Have students fill out their *Lesson 6 Review Sheet*. Go over answers and review Sunday's lesson.

**4. FOLLOW-UP QUESTIONS**

1. John the Baptist had moments of doubt, even though he knew Jesus and had seen His miracles. Why do you think people sometimes doubt God, and what can we do to trust Him more when life is hard?

**5. LESSON SPOTLIGHT**

In our last class we learned about doubt and conflict. One of the main groups of people Jesus would have many conflicts with were the Pharisees.

Does anyone remember who the Pharisees were?

Answer: They were a group of Jewish leaders who added many rules to those given by God and they tried to control the people by enforcing those extra rules.

Have students open their Bibles, assign verses and read Matthew 12:38-40.




Most of the Pharisees doubted that Jesus was who He said He was—the Son of God. They asked Him to perform a spectacular miracle, a special sign just for them to prove what He said.

Jesus knew that it did not matter what He did, their hearts were hard and not open to believing in Him.

Jesus told them that the only sign they would get would be that of Jonah in the whale. Jonah was in the whale for three days and then brought out. In the same way, Jesus would be buried for three days and then be brought out (resurrected).

Unlike when John the Baptist had doubts, the Pharisees were not asking questions because they wanted to believe.



 Is it okay to not be sure all the time and to have questions about God and the Bible?

Answer: Yes. But Jesus wants us to keep believing in Him and stay faithful even when it is difficult to do so.



6. LESSON REINFORCEMENTS

FAITH OR DOUBT?

1. Begin by discussing the meaning of 'faith' and 'doubt'.
2. Write two headings on chart paper/dry erase board: Faith and Doubt.
3. Make a copy of the 'faith' and 'doubt' scenarios, cut into individual strips of paper, place in a bowl.
4. Have students take turns drawing out scenarios one at a time and placing their paper under the 'Faith' or "Doubt' heading with a magnet or tape.
5. Discuss with students how they can show faith in their lives.

FAITH AND DOUBT SCENARIOS (USE THESE OR CREATE YOUR OWN):



FAITH:

1. **Praying for Help** – A student is nervous about a big test but prays and trusts that God will help them do their best.

2. **Showing Kindness** – A child sees a lonely student at recess and believes God wants them to be a friend, so they go over to talk.

3. **Helping Others** – A child gives some of their allowance to help buy food for a family in need, trusting that God will take care of them too.

4. **Trusting God's Plan** – A student wants to be on a sports team but doesn't make it. Instead of being upset, they believe God has a different plan for them.

5. **Standing Up for What's Right** – A child sees a classmate being bullied and decides to speak up, trusting that God will give them courage.

6. **Forgiving Others** – A friend hurts their feelings, but they choose to forgive because they believe God wants them to love others.

7. **Believing in God's Love** – Even when things are hard, they remember that God loves them and will never leave them.

8. **Trusting the Bible** – A student reads a Bible story and believes it, even if their friends don't.

9. **Being Brave in New Situations** – A student moves to a new school and is scared, but they pray and trust God to help them make new friends.

10. **Going to Church and Learning About God** – Even when they don't understand everything, they keep learning and believing in Jesus.

DOUBT:

- 1. Worrying Instead of Praying** – A child is scared about a test but doesn't pray because they don't think it will help.
- 2. Afraid to Share Faith** – They want to tell a friend about Jesus but don't because they are scared of being laughed at.
- 3. Thinking God Doesn't Care** – Something bad happens, and they wonder if God has forgotten about them.
- 4. Not Forgiving Someone** – A friend apologizes for hurting them, but they refuse to forgive because they doubt it's the right thing to do.
- 5. Feeling Unloved by God** – They mess up and think that God won't love them anymore.
- 6. Not Believing in Miracles** – They hear a Bible story about Jesus doing a miracle and think, "That's impossible!"
- 7. Doubting God's Plan** – They don't make the soccer team and think, "God doesn't care about what I want."
- 8. Afraid to Stand Up for What's Right** – They see someone cheating on a test but don't say anything because they're afraid of getting in trouble.
- 9. Skipping Prayer or Bible Reading** – They don't pray or read the Bible because they doubt it will make a difference.
- 10. Thinking They Have to Handle Problems Alone** – Instead of trusting God, they try to fix everything by themselves and feel stressed.

LESSON 7 JESUS USES PARABLES TO TEACH ABOUT THE KINGDOM (MATTHEW 13:1-50)

CORRESPONDS WITH ADULT LESSON 8



OBJECTIVES

Students will...

- Recognize why Jesus used parables to teach about God's kingdom
- Understand that parables are not fairy tales or myths
- Learn that parables compare things that are seen with things that are unseen
- Recall that Jesus teaching in parables fulfills Old Testament prophecy and points to Him as the promised Messiah.



KEY TERMS (WRITE OUT AHEAD OF CLASS FOR COPYING)

- Parable – To lay beside/to compare (A simple story used to teach a spiritual lesson)



MAP WORK

This lesson does not have any map work.



MATERIALS

- Bible for each student
- OT and NT books of the Bible posters
- Timeline Overview/Events
- Bible Times Map
- Student Workbooks
- Coloring pencils
- Objects for hiding
- Parables on strips of papers
- Modern parables (Wed.)



NOTE TO TEACHER

If using food treats for the Opening Activity, be sure to check on any food allergies your students may have.



CLASS TIME



1. PRAYER

2. BIBLE VERSE REVIEW

Come to Me, all who are weary and heavy-laden, and I will give you rest. Take My yoke upon you and learn from Me, for I am gentle and humble in heart, and you will find rest for your souls.

- Matthew 11:28-29



3. SING SONGS

OT/NT Books of the Bible, 12 Apostles



4. OPENING ACTIVITY

FINDING THE HIDDEN OBJECT

1. Hide small treats (candy, stickers, pencils, etc.) around the classroom, enough for each student to find one thing.
2. Give students a few minutes to each find an item.
3. Briefly explain: Today we're going to talk about stories Jesus told that had hidden meanings within them.



5. LESSON



In our last class we looked at different situations where people had doubts and created conflict with Jesus. His teachings were not always easy for people to accept or understand.

PARABLES

Today we will learn about Jesus using parables to teach the crowds of people that were following Him. In his gospel, Matthew tells us that Jesus taught using parables in order to teach His disciples things about God's kingdom, things that would be hidden from those people who did not believe in Him.

The word 'parable' means 'to place beside.' Using parables was a way of teaching by placing ideas next to each other to compare them.

Jesus would tell a story about something that could be seen here in this world and compare it to something from the kingdom of God that could not be seen. These weren't fairy tales or myths, just simple stories that those who were looking for the truth, could learn from.

Most of the parables were stories about things that happened in real life that could be used to teach something about our spiritual lives.

Jesus is the only person in the New Testament that taught using parables.



Let's look at three parables from Matthew 13:

Have students open their Bibles, assign verses and read:

1. Matthew 13:31-32 – The Parable of the Mustard Seed

REVIEW MEANING

Jesus said the kingdom of heaven is like a tiny mustard seed. Even though it's one of the smallest seeds, it grows into one of the biggest plants, big enough for birds to rest in its branches.

This parable teaches us that even small things, like a little bit of faith or a small act of kindness, can grow into something amazing and big when God is involved. Just like the mustard seed grows, God's kingdom grows when people love and follow Him.



Emphasize the idea that the two things placed next to each other are: the seen: mustard seed/ the unseen: faith, God's kingdom.



2. Matthew 13:44 – The Parable of the Hidden Treasure

REVIEW MEANING

In the Parable of the Hidden Treasure, Jesus tells a story about a man who finds a treasure hidden in a field. He's so excited and understands how valuable it is, so he sells everything he owns to buy the field and keep the treasure.

This story teaches us that knowing God and being part of His kingdom is the greatest treasure we could ever find. Just like the man in the story gave up everything for the treasure, we should be willing to give our time, energy, and hearts to follow Jesus, because it is worth more than anything else!



Emphasize the idea that the two things placed next to each other are: the seen: treasure/the unseen: knowledge of the truth, God's kingdom.



3. Matthew 13:47-50 – The Parable of the Net

REVIEW MEANING

Jesus said the kingdom of heaven is like a fishing net that catches all kinds of fish. When the net is full, the fishermen pull it to shore and sort the good fish into baskets, but they throw the bad fish away.

This parable teaches us that at the end of time, God will separate those who follow Him from those who don't. It's important to live in a way that pleases God and follow Jesus so we can be part of His kingdom forever.



Emphasize the idea that the two things placed next to each other are: the seen: fishing net/the unseen: God's separation of the believers and the unbelievers.

All of the parables we just read tell us different things about the kingdom of God.

Each parable is a simple story that has a hidden spiritual meaning.



Remember, Jesus used this way of teaching His disciples because many people who didn't like the things He was saying were beginning to cause conflict.

Throughout this study of the book of Matthew we continue to see how Matthew points to Jesus as the promised Messiah by fulfilling Old Testament prophecies.

Read Matthew 13:34-35.



Discuss how even the way in which Jesus would teach was prophesied about hundreds of years before Jesus was alive on the earth (Psalms 78:2).



6. STUDENT WORKBOOK



Have students open their Student Workbooks to their *Key Terms*, copy definition(s).

ACTIVITY SHEET: HIDDEN MEANING

Unscramble the words to find the answers to questions from today's lesson.



7. REINFORCEMENT ACTIVITIES



TIMELINE

Have students add item(s) to the classroom timeline:

- Jesus teaches through parables



ACTIVITY: PARABLE Pictionary

1. Write the names of the parables on the board so the students have a word bank of options to choose from.
2. Write the same names of parables on slips of paper and place them in a bowl.
3. Divide the class into two teams.
4. One student from a team draws a slip of paper with a parable name on it. Without using any words or letters, they draw something that represents the parable.
5. Their teammates have only one chance to guess the parable based on the drawing.
6. Teams receive one point if they guess correctly. If they guess incorrectly, the other team gets a chance to steal the point
7. Alternate teams until all parables are drawn.

A Mustard Seed

Yeast in Dough

Hidden Treasure

A Pearl of Great Price

A Fishing Net

A Farmer Planting Seeds

(The Parable of the Sower)

Weeds Among Wheat

A Great Banquet

Workers in the Vineyard

A King Forgiving a Servant's Debt



LESSON 7

JESUS USES PARABLES TO TEACH ABOUT THE KINGDOM (MATTHEW 7:24-27)**CLASS TIME**

**1. PRAYER****2. BIBLE VERSE**

Play a Bible Verse Memory Review Game.

**3. OPENING ACTIVITY**

Have students fill out their *Lesson 7 Review Sheet*. Go over answers and review Sunday's lesson.

**4. FOLLOW-UP QUESTIONS**

1. The parable of the net says God will separate the good and bad fish. If we want to be one of the 'good fish', how will that affect the choices we make every day?

**5. LESSON SPOTLIGHT**

On Sunday we learned about a teaching method Jesus used called parables. Jesus used parables to teach His followers about the kingdom of God using stories about things in real life.

Now that we've learned some of Jesus' parables, we can use what we've learned to help us live the way God wants us to.



Have students open their Bibles, assign verses and read Matthew 7:24-27.



What do you think it means to build your house on the rock?

Answer: Build your life on a solid foundation: Jesus.



? How can we practice what Jesus taught us in the parables?

Answer: Will vary. Ex: Hidden treasure– value your relationship with God more than anything else (e.g., spend time praying, reading your Bible, or showing kindness). Mustard Seed: Small acts of faith or kindness can grow into something big (e.g., helping a friend, sharing Jesus with someone). Etc.



6. REINFORCEMENT ACTIVITY



MODERN PARABLE

Write or draw a modern-day parable that reflects a lesson about faith or God's kingdom.

(If this activity is too difficult, have students color a picture that represents one of the parables.)

- Make a copy of the parables, cut into individual strips and hand one to each student/or group of students.
- Explain that they will use this information to write or draw their own modern-day parable.
- They will use the main theme of the parable but change the story into something more applicable to today.

Example: Modern-Day Parable: The Hidden Treasure

There was a boy named Ethan who loved exploring the woods near his house. One day, while hiking, he stumbled across an old wooden box buried under some leaves. He opened it and found a beautiful gold coin inside. Ethan could tell it was very valuable, maybe even worth more than anything he'd ever seen.

Ethan wanted to keep the treasure, but he realized the woods belonged to someone else. So, he went home, emptied his piggy bank, and sold his toys and bike to save enough money to buy the land where he found the treasure. It took him a lot of time and effort, but finally, he bought the land – and the treasure became his.

Ethan was so happy because he knew the treasure was worth far more than what he gave up to get it.

Parables to choose from:

A Mustard Seed

- The kingdom of heaven starts small but grows into something big and important (Matthew 13:31-32).

Yeast in Dough

- The kingdom spreads quietly and changes everything it touches (Matthew 13:33).

Hidden Treasure

- The kingdom is worth more than anything else, and finding it is the greatest joy (Matthew 13:44).

A Pearl of Great Price

- It is so valuable that it's worth giving up everything to have it (Matthew 13:45-46).

A Fishing Net

- The kingdom gathers all kinds of people, and God will separate the good from the bad at the right time (Matthew 13:47-50).

A Farmer Planting Seeds (The Parable of the Sower)

- The kingdom grows when people hear and accept God's Word (Matthew 13:3-9, 18-23).

Weeds Among Wheat

- The kingdom is mixed with good and bad for now, but God will sort it out in the end (Matthew 13:24-30, 36-43).

A Great Banquet

- The kingdom is a joyful celebration open to everyone, but we must choose to accept the invitation (Matthew 22:1-14).

Workers in the Vineyard

- In the kingdom, God is generous and treats everyone with fairness and grace, even if it seems surprising (Matthew 20:1-16).

A King Forgiving a Servant's Debt

- The kingdom is about forgiveness, and we must forgive others just as God forgives us (Matthew 18:21-35).

LESSON 8

MINISTRY TO THE MASSES; FAITH BUILDING FOR THE FEW (MATTHEW 13:53-17:20)

CORRESPONDS WITH ADULT LESSON 9



OBJECTIVES

Students will...

- Learn that Jews worshiped God in a synagogue and that Christianity did not exist until after Jesus died and resurrected
- Observe how Jesus was rejected on a personal level and a national level
- Look at the compassionate miracles Jesus performed for the masses
- Learn that Jesus allowed His apostles to witness miracles that were only done for them to help strengthen their faith
- Explore the idea of modeling their behavior on the example set by Jesus, even when others reject them



KEY TERMS (WRITE OUT AHEAD OF CLASS FOR COPYING)

- Synagogue – A Jewish place of worship
- Reject – To refuse to approve or believe in something/someone
- Transfigure – To transform into something more beautiful



MAP WORK

- Tyre
- Sidon



MATERIALS

- Bible for each student
- OT and NT books of the Bible posters
- Timeline Overview/Events
- Bible Times Map
- Student Workbooks
- Coloring pencils, scissors, glue
- Wax paper
- “fish” and “bread”
- Boxes/Envelopes/Sandwich bags (Wed.)



NOTE TO TEACHER

It may be helpful to gather examples of miracles, Bible stories/verses, etc. ahead of time as suggestions for the students for Wednesday night’s activity.



CLASS TIME



1. PRAYER



2. BIBLE VERSE REVIEW

Come to Me, all who are weary and heavy-laden, and I will give you rest. Take My yoke upon you and learn from Me, for I am gentle and humble in heart, and you will find rest for your souls.

- Matthew 11:28-29



3. SING SONGS

OT/NT Books of the Bible, 12 Apostles



4. OPENING ACTIVITY

HELPING OTHERS

1. Discuss with students: “When have you helped someone in need? How did it make you feel?”

Today we’ll see how Jesus showed compassion by helping people through His miracles and teaching His disciples to trust Him more.



5. LESSON


 Last week we learned about parables. Can anyone tell me what a parable is?

Answer: Parable means to “place beside.” It’s a story of a real/seen thing used to teach a deeper meaning about something unseen: the kingdom of God.



MINISTRY TO THE MASSES

After teaching in parables, Jesus returned to His hometown and was teaching in the synagogue.

 What is a synagogue?

Answer: A Jewish place of worship

Remember, Jesus and His apostles were Jewish. Christianity only began after Jesus died and resurrected. Just like we go to church nowadays, in the first century the Jews worshiped God in a synagogue.

Many of the people at the synagogue, however, rejected Jesus and the things He said. Because of this, Matthew tells us “He did not do many miracles there because of their unbelief” (Matthew 13:58).

Instead, Jesus chose to show compassion through miracles to other groups of people. Let’s take a look at some of those.



Have students open their Bibles, assign verses and read Matthew 14:13-21.

Just before the verses we read, Matthew tells us that John the Baptist had been killed by Herod, a government official. John was someone that Jesus was very close to. And Jesus knew that he had been killed because of his faith in Him. Jesus was rejected by people (personal) in His own hometown and now in a bigger way, someone in the government (national): Herod. This hurt Jesus very much and He wanted to be alone.

What does it mean to reject something or someone?

Answer: To refuse to approve or believe in something/someone

He was rejected because people refused to believe what He said. And now, His cousin had been killed. He was sad. At this point, Jesus could have ignored the crowds of people that were coming to Him. But that is not what He chose to do.



Instead, He chose to show compassion for the needs of others. He fed them because He knew they were hungry.

Not only does Jesus care about our spiritual needs, but He also truly cares about our physical needs and provides for those too.

Let’s look at another example of compassion shown by Jesus.



Have students open their Bibles, assign verses and read Matthew 15:21-28.

We have already seen Jesus perform miracles and heal people, but the difference in this miracle is that it was done for a Gentile. (Remind students that Gentiles were all those people who were not Jews.)

Remember, we talked about Jesus being a Jew. His mission was to share the Good News first with the Jews. This woman seemed to understand this even though she was not Jewish. She begged Jesus to help and after seeing her faith, Jesus felt compassion for her and did as she asked—healed her daughter.

FAITH BUILDING FOR THE FEW

The miracles we just talked about were done in front of different kinds of people – not just Jesus' inner circle.



We are now going to look at an incredible moment that took place in front of only a few of Jesus' closest friends.

Have students open their Bibles, assign verses and read Matthew 17:1-8.

? What happened to Jesus on the mountain?

Answer: He was transfigured. His face shone like the sun, His garments became white as light.

? What does it mean to be transfigured?

Answer: To transform into something more beautiful

? Who went with Jesus and witnessed the transfiguration?

Answer: Peter, James, John

? What two other incredible things happened?

*Answer: 1. Moses and Elijah appeared before them too and were talking with Jesus.
2. They heard God's voice.*



? Why do you think Jesus allowed these men to witness such an amazing moment?

Answer: Jesus loved His apostles and knew the difficulties they would face for their faith in Him (They knew John the Baptist had already been killed for his faith). He allowed them to witness countless miracles, especially the transfiguration, in order to build up and strengthen their faith.

Has there ever been a time when you felt rejected? Left out? Unwelcomed? How did that affect your behavior towards others? Were you unkind in return?

? How did Jesus react even though He was often rejected? He still showed compassion and kindness. What do you think that teaches us?

Answer: We should continue to be kind and compassionate even when not treated how we want to be treated.

Our behavior and kindness towards others should not be based on how they treat us, it should be based on the example that Jesus gave us.

We should have faith like the Apostles because of the things we know about Jesus and continue to show kindness and compassion.

? Has Jesus ever done something in your life to help build your faith in Him?

Answer: Will vary. Ex: Gave me a loving home, food, shelter, a chance to read His words–Bible, prayer, etc.



6. STUDENT WORKBOOK



Have students open their Student Workbooks to their *Key Terms*, copy definition(s).



Have students open their Student Workbooks to their *Bible Times Map*.

- **Tyre** - Circle the word in red
- **Sidon** - Circle the word in blue

ACTIVITY SHEET: THE TRANSFIGURATION

Instructions:

1. Have students cut around the oval-shaped frame.
2. Assist students in cutting out the figure of Jesus, taking care to keep the space around the figure in tact. (Gently folding the paper and cutting a slit in the middle will help to get started on cutting out the figure.)
3. Have students color around the figure as if light were radiating from it.
4. Hand each student a piece of wax paper (pre-cut to just bigger than the figure).
5. Turn the paper over and glue/tape the wax paper to the back side of the image, trim any edged that may be sticking out.
6. Hold the completed craft up to a window or shine a flashlight behind it to give the appearance of Jesus shining bright during the transfiguration.





7. REINFORCEMENT ACTIVITIES



TIMELINE

Have students add item(s) to the classroom timeline:

- Jesus feeds 5,000 people
- Jesus shows compassion to the Gentile woman
- The transfiguration

ACTIVITY: FISH-AND-BREAD RELAY

1. Set up a relay race where students carry "fish" (paper cutouts) and "bread" (small items) to a "crowd" (basket) using tongs or other item (something more difficult than just using their hands).
2. Split students into two teams.
3. Split the items (number of items is up to the teacher, just be sure to make it equal for both teams) into two piles with two baskets opposite each team.
4. Have students race one team member at a time to bring one item at a time from the start to their respective baskets.
5. The team that transfers all their items first, wins.





LESSON 8

**MINISTRY TO THE MASSES;
FAITH BUILDING FOR THE FEW (MATTHEW 13:53-17:20)****CLASS TIME**

**1. PRAYER****2. BIBLE VERSE**

Play a Bible Verse Memory Game.

**3. OPENING ACTIVITY**

Have students fill out their *Lesson 8 Review Sheet*. Go over answers and review Sunday's lesson.

**4. FOLLOW-UP QUESTIONS**

1. How can we show compassion for others in our daily lives like Jesus did?
2. Peter, James, and John saw Jesus transfigured on the mountain and heard God's voice. How do you think that experience helped them grow in faith?

**5. LESSON SPOTLIGHT**

In our last lesson we saw different ways that Jesus showed compassion to others and tried to help build the faith of His apostles.



Let's now look at a miracle where He again addresses both of these things.

Have students open their Bibles, assign verses and read Matthew 17:14-20.

How does Jesus show compassion here?

Answer: He cures a man's son who was begging Him for help.

What reason does He give His apostles for why they could not cure the boy?

Answer: The littleness of their faith



Even though the Apostles witnessed many great miracles and even performed miracles, they were still just weak human beings that had to be reminded to keep working on growing their faith.

The only reason they could perform miracles was because they had the power of the Holy Spirit helping them. It wasn't because of anything special they could do on their own.



? Does the Holy Spirit still help believers nowadays? How?

Answer: Yes. Here are a few examples how:

1. Guides Us in Making Good Choices

Bible Verse: *"But when He, the Spirit of truth, comes, He will guide you into all the truth."* – John 16:13

2. Builds Spiritual Fruit in our Lives

Bible Verse: *"But the fruit of the Spirit is love, joy, peace, patience, kindness, goodness, faithfulness, gentleness, self-control..."* – Galatians 5:22-23

3. Teaches Us How to Pray

Bible Verse: *"...the Spirit also helps our weakness; for we do not know how to pray as we should..."* – Romans 8:26



6. REINFORCEMENT ACTIVITIES

It's important for all of us to continually work on building our faith.

ACTIVITY: FAITH BOX/ENVELOPE/BAG

Directions:

- Decorate a box/envelope/bag.
- Hand out slips of paper and have students write as many things they know about Jesus and the things He has done either in the Bible or in their lives (miracles, promises, kind words, etc.) and fill up their "Faith Box/Envelope."

When you're going through a difficult time you can look through all the wonderful things you know about Jesus which will help you to remain faithful.

As time passes, you can continue to add to your 'faith box.'

LESSON 9 RELATIONSHIPS IN THE KINGDOM (MATTHEW 18:1-35)

CORRESPONDS WITH ADULT LESSON 10



OBJECTIVES

Students will...

- Learn how Jesus wants us to treat one another in the kingdom
- Observe that Jesus cares very deeply for children
- Discuss what it means to have a child-like faith
- Explore how God wants us to resolve conflict
- Understand that God forgives us based on how we forgive others
- Discuss what it means to forgive someone



KEY TERMS (WRITE OUT AHEAD OF CLASS FOR COPYING)

- Forgiveness – Letting go of anger towards a person that has done something that hurt you



MAP WORK

This lesson does not have any map work.



MATERIALS

- Bibles for each student
- OT and NT books of the Bible posters
- Timeline Overview/Events
- Bible Times Map
- Student Workbooks
- Coloring pencils
- 2 pitchers, 2 containers, small items for filling containers
- A stuffed animal or cut out image of a sheep
- Reconciliation Role-Play scenarios
- Strips of paper for Forgiveness Chain (Wed.)



NOTE TO TEACHER

This week you will teach the children a new song: *Jesus Loves the Little Children*. Look online if you are unfamiliar with this tune.

Teachers are encouraged to test out the opening activity to find items to fill the containers that will make the most difference in the water levels, which will help to illustrate the point.



CLASS TIME



1. PRAYER



2. BIBLE VERSE REVIEW

This is the last week with this verse.

Come to Me, all who are weary and heavy-laden, and I will give you rest. Take My yoke upon you and learn from Me, for I am gentle and humble in heart, and you will find rest for your souls.

- Matthew 11:28-29



3. TEACH NEW SONG

Jesus Loves the Little Children



4. OPENING ACTIVITY

BE FILLED UP WITH JESUS

Material:

1. Clear container filled with any item you can find...golf balls/rocks/etc.
2. Two pitchers with equal amounts of water labeled "God"

Directions:

1. Fill container containing items with water from pitcher #1, mark on the pitcher how much water was used to fill the container.
2. Pour water back into the first pitcher, then take out all the items and pour in water from the second pitcher until the container is full, mark on the pitcher how much water was used to fill the container.
3. Explain to the students that the items that were removed were "sins"; the container represents our lives and the water is God.
4. The more we empty ourselves of sin (selfishness, pride, our own desires, etc.) the more room we will have for God.



5. LESSON

Remember in the Sermon on the Mount, Jesus spoke about how our attitude and behavior should be if we are in God's kingdom? (Quickly review some of the Beatitudes.)

Today we're going to look at more lessons Jesus taught His followers about attitude and behavior when we are in God's kingdom.



❓ One day we'll get to live with God and Jesus in a heavenly kingdom, but does anyone remember what the Bible says about God's earthly kingdom?

Answer: The church is the kingdom of God on earth.



CHARACTER OF THOSE IN THE KINGDOM

Have students open their Bibles, assign verses and read Matthew 18:1-5

❓ What do Jesus' apostles ask Him?

Answer: Who is the greatest?

The fact that they were worrying about who among them was the greatest suggests that they may have been struggling with pride.

❓ Do you remember what we said in a previous lesson about what being prideful means?

Answer: When someone thinks too highly of themselves

❓ Does God want us to be prideful?

Answer: No



❓ How does Jesus respond to the question of, "Who is the greatest?"

Answer: Will vary. A person who is truly great in the kingdom does not seek glory or praise for themselves but rather glory for God. The more we empty ourselves of pride and our own desires for greatness, the more God can fill us up with His greatness, His wisdom, His love and His power. (Remind students of the opening activity.)

In the verses we read, Jesus mentioned becoming like children. He doesn't mean that adults are going to become children again. What He means is that He wants all people to have a new attitude. He wants us all to have an innocent faith, willing to trust in Him completely, like a child is willing to trust in their parents completely.

Continuing in chapter 18, Jesus talks about how important it is to not do anything that would cause a child or a person with child-like faith to stop believing in God.

Jesus also says that if we have anything in our own life that might cause us to stop believing in Him, we should get rid of it right away! Nothing is more important than our faith in Him.



He then tells a parable about sheep.

Do you remember what a parable is?

Answer: A story about something earthly that has a hidden spiritual meaning

In this parable Jesus is comparing a lost sheep to a “little one” –either a child or someone with an innocent faith—who is found after having been lost due to someone else causing them to fall away or stop believing in God.

He says that bringing the little, lost one back brings God great joy. That’s because God loves all of His children very much!



DEALING WITH CONFLICT

Because God loves all of His children very much, He wants to see us get along. He knows that no one is perfect. There will be times when someone does something either on purpose or by accident that hurts someone else.

Has there ever been a time that you hurt someone’s feelings? Or someone hurt your feelings?

God gave us instructions on what to do when someone hurts us. Some of them apply more to adult situations, but the two basic ideas are:

1. Try to work it out first with that person.

- Sometimes when we’re hurt we want to talk about it with everyone else but the person that hurt us. But God doesn’t want us to do that. He wants us to go directly to the person and talk it out with them.

2. Be ready to forgive over and over again.

- God says that in the way that we forgive others, He will also forgive us. As humans we sin and make mistakes all the time. And just like we want God to forgive us every time we ask for forgiveness, God wants us to forgive others who ask, every time they ask us.



What does forgiveness mean?

Answer: Letting go of anger towards a person that has done something that hurt you.

Once you’ve said you forgive someone, should you stay angry at them? Should you keep bringing up the wrong thing they did? Should you try to get revenge?

Answer: No to all three



6. STUDENT WORKBOOK



Have students open their Student Workbooks to their *Key Terms*, copy definition(s).

ACTIVITY SHEET: HELP THE SHEEP FIND THEIR WAY BACK



7. REINFORCEMENT ACTIVITIES



TIMELINE

Have students add item(s) to the classroom timeline:

- Jesus teaches us to have a child-like faith
- Jesus teaches how to resolve conflicts

ACTIVITY: LOST SHEEP SCAVENGER HUNT

1. Hide a small stuffed sheep or cutout in the classroom.
2. Allow students to search for it, emphasizing the joy of finding what was lost.
3. Allow students to take turns hiding/finding the sheep.
4. Discuss how God rejoices when someone comes back to Him.

REFLECTION ACTIVITY: RECONCILIATION ROLE-PLAY

1. Create index cards with scenarios where forgiveness or reconciliation is needed (e.g., “Your friend broke your favorite toy.”)
2. In pairs, students role-play how to resolve the situation with love and humility.



LESSON 9

RELATIONSHIPS IN THE KINGDOM (MATTHEW 18:1-35)

**CLASS TIME**

**1. PRAYER****2. BIBLE VERSE**

Play a Bible Verse Memory Review Game

**3. OPENING ACTIVITY**

Have students fill out their *Lesson 9 Review Sheet*. Go over answers and review Sunday's lesson.

**4. FOLLOW-UP QUESTIONS**

1. Why does Jesus call us to forgive others?
2. How does the Parable of the Lost Sheep show God's love?
3. What does it mean to have a child-like faith?

**5. LESSON SPOTLIGHT**

In our last lesson we talked about relationships and forgiveness. Jesus taught that we need to be careful with our actions so that we do not cause another person to sin.

Have students open their Bibles and read Matthew 18:6.

 What is Jesus teaching in this verse?


Answer: He's saying the punishment for causing someone to stop believing in Him will be very severe.



 What does that teach us about how important our actions are? Why?

Answer: They are very important. As Christians we are supposed to be a reflection of Jesus to the world.



 What do our actions tell others about Jesus?

Lead students in discussing how a variety of day-to-day actions—both positive and negative—might affect someone's opinion about Jesus and the church.



6. REINFORCEMENT ACTIVITIES


Jesus told His followers to forgive others the way we want to be forgiven.

Can you think of a time you forgave someone else or when you needed someone to forgive you?

We are going to see how big of a forgiveness chain we can build!

FORGIVENESS CHAIN

1. Cut many equal size strips of colored paper ahead of time.
2. Tell students to write about different occasions when they forgave someone else or were themselves forgiven.
3. Use a new strip of paper for each example.
4. After a designated time, connect the strips by looping them together to form a chain with a stapler/tape.
5. Hang the chain in the classroom as a reminder of the importance of forgiveness.



LESSON 10

JESUS' TRIUMPHAL ENTRY, CLEANSING OF THE TEMPLE & GREATEST COMMANDMENT (MATTHEW 21:1-17; 22:34-40)



OBJECTIVES

Students will...

- Learn about Jesus' entry into Jerusalem and the people's warm welcome
- Connect that Jesus riding on a donkey fulfilled Old Testament prophecy
- Learn about Jesus overturning the tables in the temple
- Understand that Jesus was upset because the temple was being used in a dishonorable way
- Discover that the greatest command is to love God with all your heart, soul and mind; and the second is to love your neighbor as yourself



KEY TERMS (WRITE OUT AHEAD OF CLASS FOR COPYING)

- Hosanna – Save us



MAP WORK

- Jerusalem
- Temple



MATERIALS

- Bible for each student
- OT and NT books of the Bible posters
- Timeline Overview/Events
- Bible Times Map
- Student Workbooks
- Coloring pencils, scissors, glue
- Sheets of green paper
- Items for skit
- Colored paper, stickers, etc. for Love Notes (Wed.)



NOTE TO TEACHER

Due to the nature of adult lesson 11, it has not been included in the BT Kids curriculum. Rather, we have written a new lesson based on parts of Matthew 21 and 22.

Make enough copies of the skit for each student to follow along.



CLASS TIME



1. PRAYER



2. INTRODUCE BIBLE VERSE #3

Go therefore and make disciples of all the nations, baptizing them in the name of the Father and the Son and the Holy Spirit, teaching them to observe all that I commanded you; and lo, I am with you always, even to the end of the age.

- Matthew 28:19-20



3. SING SONGS

OT/NT Books of the Bible, 12 Apostles, Jesus Loves the Little Children



4. OPENING ACTIVITY: MAKING PALM LEAVES

1. Give each student a piece of green paper and scissors.
2. Have students fold their paper in half, lengthwise.
3. Have students cut an oval shape with pointed top and bottom from the full sheet of paper.
4. Keep paper folded and cut vertical slits down the sides of the paper (not the folded center), about an inch thick, being careful not to get too close to the center.
5. Unfold paper to reveal a palm leaf.



Explain to the children that throughout the lesson, each time they hear a reference to the Old Testament they are to wave their palm leaves and shout, “Hosanna, to the Son of David!”



5. LESSON


We’ve spent the last few months learning all about Jesus and His life. Over the next couple of weeks, we’re going to look at the end of Jesus’ life on earth.




The last week in Jesus’ life as a man begins with His triumphal entry into Jerusalem.

Read to students Matthew 21:1-11 (OT prophecy: Zech. 9:9)

* Wave Palm Leaves, Shout, “Hosanna, to the Son of David!”

 What were the people shouting?

Answer: Hosanna. A sign of praise which means “save us.”

 What feeling do we get from the crowds that witness Jesus riding into Jerusalem on a donkey?

Answer: They seem excited and happy.

Sadly, many of these same people will be shouting for His crucifixion (death) a few days later.



Shortly after His entry into Jerusalem, Jesus went into the temple and was very angry at what He saw.

Have students open their Bibles, assign verses and read Matthew 21:12-13 (OT prophecy: Jeremiah 7:11).

* Wave Palm Leaves, Shout, “Hosanna, to the Son of David!”

 Why was Jesus upset with what was happening in the temple?

Answer: People were using part of the temple space to buy and sell things. They were not using it the way it was supposed to be used—for worship. Jesus cleared the temple to show that worship should be holy and respectful.



In both the stories we read, we see Matthew include Old Testament prophecies that had predicted future events that were now taking place through Jesus.

 Why does Matthew connect the Old Testament prophecies with what Jesus is doing in the New Testament?

Answer: Matthew is proving to the Jews that Jesus is the Promised Messiah. He is the One they have been waiting for.

Jesus continued to heal and teach in the temple and the children were shouting, “Hosanna, to the Son of David.” (Remind students of the genealogy which said the Savior would come from the line of David.)

This also fulfilled a prophecy from the Old Testament which said,

From the lips of children and infants you,
Lord, have called forth your praise.
- Psalm 8:2

* Wave Palm Leaves, Shout, “Hosanna, to the Son of David!”

Seeing all the good things Jesus was doing—healing and teaching—and the praise He was receiving made the Jewish leaders upset. Jesus continued to point out that they were wrong for not believing that He was the promised Messiah. They wanted to arrest Jesus, and they kept asking Him questions to trick Him.

Read Matthew 22:34-40



What did the Pharisees ask Jesus?

Answer: Which is the greatest commandment of the Law?

And what was Jesus' answer?

Answer: Love the Lord your God with all your heart and with all your soul and with all your mind. (From Deut. 6:5)

* Wave Palm Leaves, Shout, “Hosanna, to the Son of David!”

What was the second?

Answer: Love your neighbor as yourself.



How is the whole Law “hung on these two commandments?”

Answer: Because if someone is loving God and their neighbor this way then they would not break any of the other commandments.

Discuss some of the commandments (Exodus 20:1-17) and how you would not do them if you obey these two greatest commandments. (for example: If I love God with all my heart, soul, mind, I will not take His name in vain because that would not be showing respect, etc.)



6. STUDENT WORKBOOK



Have students open their Student Workbooks to their *Key Terms*, copy definition(s).



Have students open their Student Workbooks to their *Bible Times Map*.

- **Jerusalem**- draw a circle around the word in purple
- **Temple** - draw a square to symbolize the Temple (above to the word 'Jerusalem')

ACTIVITY SHEET: WHO IS JESUS TO ME?

1. Explain that Jesus meant different things to different people. Some saw Him as the Promised Messiah, others saw Him as a threat to their authority.
2. Have students write out or draw who Jesus is to them.
3. If willing, have students share their answers with the class.



7. REINFORCEMENT ACTIVITIES



TIMELINE

Have students add item(s) to the classroom timeline:

- Jesus' triumphal entry
- Jesus cleanses the temple
- The greatest commandment

SKIT: JESUS' TRIUMPHAL ENTRY

- Clothes or jackets (to place on the ground)
- Something that can mimic a donkey (broom/stick)
- Paper palm leaves
- Copies of the skit for each student



LESSON 10

JESUS' TRIUMPHAL ENTRY, CLEANSING OF THE TEMPLE & GREATEST COMMANDMENT (MATTHEW 21:1-17; 22:34-40)**CLASS TIME**

**1. PRAYER****2. BIBLE VERSE**

Have students fill out their Bible Verse Fill-in-the-Blank worksheet.

**3. OPENING ACTIVITY**

Have students fill out their *Lesson 10 Review Sheet*. Go over answers and review Sunday's lesson.

**4. FOLLOW-UP QUESTIONS**

1. Why do you think the same people who praised Jesus by shouting "Hosanna!" later called for His crucifixion? What does this teach us about following Jesus even when others turn away?
2. Jesus taught that the greatest commandment is to love God and love others. What is one way you showed love to someone else this week?

**5. LESSON SPOTLIGHT**

In our last lesson we talked about what Jesus said the greatest commandment is. And then He said what the second greatest commandment is.

Do you remember what they are?

Answer: 1. Love the Lord your God with all your heart and with all your soul and with all your mind.
2. Love your neighbor as yourself.

Why do you think God gave us commands/rules?

Answer: To show us how we are to love Him, love others; to help us live the best way possible.

If you could make one rule that everyone in the world had to follow, what would it be?



? Does God force everyone to follow His rules?

Answer: No. God gives each person 'free will'—the ability to choose whether or not they want to obey His rules.



6. REINFORCEMENT ACTIVITIES

ACTIVITY SHEET: 10 COMMANDMENTS CROSSWORD PUZZLE

1. Have students work alone/together to solve the clues and fill in the blanks.
2. Students can find answers in their Bibles, Exodus 20:1-17.

CRAFT: LOVE NOTES

One great way to show love to both God and His people is to write kind notes of encouragement to other members of the church.

1. Lay out items to make cards.
2. Choose ahead of time or have students choose a member of the church to write an encouraging note to.
3. It may be helpful to write out ahead of time words of encouragement/short, encouraging Bible verses on a board for students to copy.
4. Work with the students to be sure their cards reach the intended recipient.

LESSON 11 REJECTION AND JUDGMENT (MATTHEW 23:1-25:30)

CORRESPONDS WITH ADULT LESSON 12



OBJECTIVES

Students will...

- Learn how Jesus warned the people of the Pharisees' hypocrisy
- Understand that we cannot keep God's law perfectly; we need both faith and grace to obey God
- Learn about church leadership
- Review the Eight Woes and judgment that Jesus proclaimed on the unfaithful Jews and Jerusalem; and the second coming of Christ
- Review the parable of The Ten Virgins and learn about being prepared



KEY TERMS (WRITE OUT AHEAD OF CLASS FOR COPYING)

- Grace – God's gift of love and forgiveness that we don't deserve but He gives to us anyway
- Hypocrisy – Saying one thing and then doing another
- Woe – A warning or sadness about what is to come
- Lament – A prayer that expresses deep sadness



MAP WORK

This lesson does not have any map work.



MATERIALS

- Bible for each student
- OT and NT books of the Bible posters
- Timeline Overview/Events
- Bible Times Map
- Student Workbooks
- Coloring pencils, scissors, glue
- 'The Eight Woes' poster
- Craft supplies for Lamp of Readiness



NOTE TO TEACHER

There is no note to teacher for this lesson.



CLASS TIME



1. PRAYER



2. BIBLE VERSE REVIEW

Go therefore and make disciples of all the nations, baptizing them in the name of the Father and the Son and the Holy Spirit, teaching them to observe all that I commanded you; and lo, I am with you always, even to the end of the age.

- Matthew 28:19-20



3. SING SONGS

OT/NT Books of the Bible, 12 Apostles, Jesus Loves the Little Children



4. OPENING ACTIVITY

Discuss:

- Have you ever met someone who says one thing but does another?
- How does that make you feel?

Today, we'll learn how Jesus warned against being a hypocrite and how we can stay ready for His return.



5. LESSON



WARNING AGAINST PHARISEES

Today's lesson takes place as Jesus travels from Galilee in the north to Jerusalem in the South.

(Show on Bible Times Map)

As He comes to the Temple in Jerusalem Jesus again confronts the Pharisees and warns the people about their behavior.

 Does anyone remember who the Pharisees were?

Answer: Jewish men who saw themselves as enforcers of God's Law. They also created their own laws and tried to force the people to follow them.

Have students open their Bibles, assign verses and read Matthew 23:1-4.



? What do these verses tell us about the Pharisees?

Answer: The Pharisees acted like they had God's authority. But they focused only on the rules without talking about God's love or faith in Him. They told people to do really hard or unfair things, and often didn't follow these rules themselves.



? What is grace?

Answer: God's gift of love and forgiveness that we don't deserve but He gives to us anyway.

? Can anyone keep God's law perfectly? Do we need to have faith and God's grace to help us in our lives?

Answer: No. Yes.



Even though the Pharisees were demanding impossible things from the people, Jesus said they were not keeping their own laws.

? What do we call that, when someone says one thing but does another?

Answer: Hypocrite

The Pharisees loved to be in positions of authority and honor and wanted everyone to admire them because they were prideful.



But Jesus said that no one had the right to speak where God had not spoken (making up their own rules.) No one in the church had the right to have control over another person. Jesus said that leaders were to give honor to Jesus Christ.

God wants the church to have good leaders-teachers, preachers, elders and deacons. But the leadership in the church is always under the authority of Jesus. He is the head of the church.

No one in the church is better than anyone else. We are all children of God and brothers and sisters in Jesus Christ.

Read Matthew 23:11-12

? How does Jesus say leaders should act?

Answer: They are to have an attitude of humility and service.



THE EIGHT WOES

In this next part, we'll see Jesus teach in a way that prophets in the Old Testament used. He gives a warning, a lament (showing sadness), talks about what will happen if people don't listen (prophecy of judgment), and invites them to turn back to God (a call to repentance.)

Remember, Matthew's gospel is always tying the Old Testament to the New Testament to show the Jews that Jesus is the promised Messiah.

A 'woe' is a warning or sadness about what is to come.

Review and Discuss The Eight Woes poster with students. Show them in your Bible that each one begins with, "Woe to you, Scribes and Pharisees..." (except one, which says 'blind guides').

The poster shows summarized versions of the scriptures as well as a short explanation.



Read Matthew 23:37

In this verse, Jesus laments the fact that many of the people have and will reject Him. He's upset because He knows there is a terrible judgment coming for them.

What does it mean to lament?

Answer: A lament is a prayer that expresses deep sadness.



THE END AND JUDGMENT

After Jesus has said all these things to the Pharisees in the temple He leaves with His apostles. As they are leaving, His apostles comment on the beauty of the temple. Jesus then gives a prophecy of judgment.

Have students open their Bibles, assign verses and read Matthew 24:1-2.

What does Jesus tell His apostles?

Answer: The temple will be destroyed.

Jesus goes on to tell His apostles about the destruction of the temple as well as His return and judgment. He tells them there are signs to watch for to be prepared for the destruction of Jerusalem and the temple, but that no one except God knows the time of His return and judgment.

"But of that day and hour no one knows, not even the angels of heaven, nor the Son, but the Father alone."

- Matthew 24:36

EIGHT WOES

#1 – MATTHEW 23:13

“You don’t let others enter God’s kingdom, and you won’t go in yourselves.”

Jesus warns them for pretending to believe but keeping others from following God.

#2 – MATTHEW 23:14

“You take from widows and say long prayers just to look good.”

Jesus warns them for using religion to be greedy and fake.

#3 – MATTHEW 23:15

“You work hard to teach others, but you lead them the wrong way.”

Jesus warns them for leading people away from the truth.

#4 – MATTHEW 23:16–22

“You make promises using God’s name without respecting Him.”

Jesus warns them for using God’s name carelessly and forgetting His power.

#5 – MATTHEW 23:23–24

“You follow tiny rules but forget what’s really important—justice, mercy, and faithfulness.”

Jesus warns them for caring more about small details than loving and helping others.

#6 – MATTHEW 23:25–26

“You clean the outside but inside you’re full of selfishness.”

Jesus warns them to fix their hearts, not just look good on the outside

#7 – MATTHEW 23:27–28

“You look good on the outside but inside you’re full of sin.”

Jesus warns them for pretending to be good when their hearts were not right.

#8 – MATTHEW 23:29–33

“You say you would never hurt God’s prophets, but your actions show you’re just like those who did.”

Jesus warns them for pretending to honor God’s messengers while acting against Him.



Jesus then told The Parable of the 10 Virgins to explain the importance of being prepared.

THE PARABLE OF THE 10 VIRGINS, MATTHEW 25:1-12 (SUMMARIZED)

There were ten young women who were waiting for a wedding feast. In those days, when a wedding was about to start, the groom would arrive at night, and the guests needed to have lamps with oil to light the way.

Five of the young women were wise and brought extra oil for their lamps. The other five were foolish and didn't bring any extra oil.

The groom took a long time to arrive, and all ten of them fell asleep. Suddenly, at midnight, someone shouted, "The groom is coming! Come meet him!"

The young women woke up and started fixing their lamps. The wise ones had enough oil to keep their lamps burning, but the foolish ones had run out! They begged, "Give us some of your oil!" But the wise ones said, "There isn't enough for all of us. Go buy some more!"

While the foolish women were out buying oil, the groom arrived. The five wise women, who were ready, went into the wedding feast with him, and the doors were shut.

When the foolish women finally arrived, they knocked on the door and begged to be let in, saying, "Lord, Lord, open the door for us!" But the groom said, "I don't know you."



Jesus told this story to teach us that we should always be ready for His return. Just like the wise young women, we must keep our faith strong and follow God every day so that we will be ready when Jesus comes again.



6. STUDENT WORKBOOK



Have students open their Student Workbooks to their *Key Terms*, copy definition(s).

ACTIVITY: AM I READY?

1. Ask students to write or draw some ways they can stay faithful to Jesus and be ready for His return (e.g., praying, being kind to others, reading the Bible).
2. If willing, have students share their ideas with the class



7. REINFORCEMENT ACTIVITIES



Have students add item(s) to the classroom timeline:

- Jesus confronts the pharisees
- Jesus teaches His apostles about the destruction of Jerusalem, Temple
- Jesus teaches His apostles about being prepared for His return



CRAFT: LAMP OF READINESS

Material:

- Different colored construction paper
- Yellow/orange tissue paper (cut to just smaller than the construction paper)
- String/yarn/pipe cleaners (anything that can be used as the lamp's handle)
- Markers, scissors and glue, tape



Directions:

1. Have students choose one sheet of paper.
2. Have students write "Be Ready" along one of the sides near the edge (lengthwise).
3. Fold the paper in half lengthwise.
4. Cut slits in the paper down the middle crease about 1 inch in width, leaving a little over an inch uncut to the bottom.
5. Open paper and glue tissue paper along the inside bottom and top edges (lengthwise).
6. Connect the two short sides of the paper with glue/tape.
7. Tape pipe cleaner/string on the inside, opposite edges to create a handle for the lamp.
8. Push down gently on the lamp's top to fan the folds outward.



LESSON 11

REJECTION AND JUDGMENT (MATTHEW 23:1-25:30)**CLASS TIME**

**1. PRAYER****2. BIBLE VERSE**

Play a Bible Verse Memory Game.

**3. OPENING ACTIVITY**

Have students fill out their *Lesson 11 Review Sheet*. Go over answers and review Sunday's lesson.

**4. FOLLOW-UP QUESTIONS**

1. Why did the Pharisees reject Jesus?
2. How does Jesus' lament over Jerusalem show that He cared for people?

**5. LESSON SPOTLIGHT**

In our last lesson we talked about what a good leader in God's kingdom looks like.



 What type of qualities did Jesus say a good leader ought to have?

Answer: They should have humble hearts and hearts that want to serve.



We also talked about the importance of being prepared for Jesus' return. (Remind students of The Parable of the Ten Virgins.)

Following the Parable of the Ten Virgins, Jesus went on to share another parable containing a warning for those in the kingdom. This time it wasn't about being prepared, but rather about making the mistake of not using our God-given gifts (talents) to serve in God's kingdom.



PARABLE OF THE TALENTS MATTHEW 25:14-30 (SUMMARIZED)

Jesus told a story about a rich man who was going on a trip. Before he left, he gave his three servants different amounts of money, called "talents," to take care of while he was gone.



- The first servant received five talents and worked hard to earn five more.
- The second servant received two talents and also worked hard, earning two more.
- The third servant received one talent, but instead of using it, he buried it in the ground because he was afraid of his master.



When the rich man returned, he asked his servants what they did with the money.

- The first two servants told him they had doubled what they were given. The master was very happy and rewarded them!
- But the third servant admitted that he hid the talent because he was scared. The master was angry and took the one talent away from him, giving it to the servant who had ten.



Discuss the following lessons:

- God gives us all different abilities and gifts (talents).
- He wants us to use what we have, not hide it away.
- If we work hard and do our best for God, He will bless us.
- If we don't use what God has given us, we might lose it.



6. REINFORCEMENT ACTIVITIES

ACTIVITY SHEET: MATH TALENTS

Use your Math Talents to reveal the image.

GAME: SIMON SAYS

God wants us to be good leaders. Being a leader is not always easy and following a leader is not always easy either. Let's see who can "follow the leader."

1. Assign one student as the "leader."
2. All other students must follow the leader.
3. The "leader" says "Simon says..." and then follows with an action (ex: "Simon says put your hands on your head" "Simon says pat your belly".)
4. The "followers" must obey the command.
5. Sometimes the leader does not begin a command with "Simon says" (ex: "Stand on one foot".)
6. If a "follower" does the action at this point, they are out of the game.
7. The "leader" keeps going until there is one "follower" left and then that person becomes the "leader."

LESSON 12 PASSOVER MEAL TO THE LORD'S SUPPER (MATTHEW 26:1-35)

CORRESPONDS WITH ADULT LESSON 13



OBJECTIVES

Students will...

- Learn the history of the Passover meal
- Understand the connection between the Passover and the Lord's Supper/Communion
- Learn that Jesus established a new covenant through the Lord's Supper
- Examine Judas' betrayal and Peter's denial of Jesus
- Explore the idea of being a good friend



KEY TERMS (WRITE OUT AHEAD OF CLASS FOR COPYING)

- Passover – A Jewish feast commemorating God's deliverance of Israel from Egypt
- Communion – The practice of remembering Jesus' sacrifice
- Betrayal – Being disloyal or breaking trust
- Disown – To refuse to have a connection with someone/something



MAP WORK

This lesson does not have any map work.



MATERIALS

- Bible for each student
- OT and NT books of the Bible posters
- Timeline Overview/Events
- Bible Times Map
- Student Workbooks
- Coloring pencils, scissors, glue
- Secret Betrayer role strips
- Friendship bracelet items
- Paper plates– one per student
- Small plastic plate (Wed.)



NOTE TO TEACHER

It may be necessary to move back to regular tables and chairs to complete the Student Workbook activities.

If using food for the opening activity, be sure to check on any food allergies your students may have.

Wednesday night's bracelet activity will require prior planning. Directions for various types of 'friendship bracelets' can be found online. Choose whichever seems most appropriate for your class.



CLASS TIME



1. PRAYER



2. BIBLE VERSE REVIEW

Go therefore and make disciples of all the nations, baptizing them in the name of the Father and the Son and the Holy Spirit, teaching them to observe all that I commanded you; and lo, I am with you always, even to the end of the age.

- Matthew 28:19-20



3. SING SONGS

OT/NT Books of the Bible, 12 Apostles, Jesus Loves the Little Children



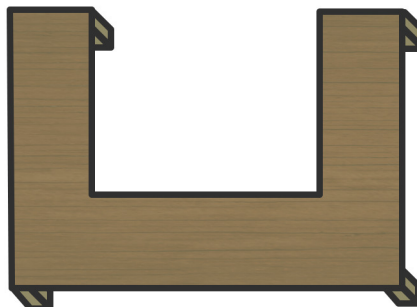
4. OPENING ACTIVITY

THE LAST SUPPER

1. Spread some sheets/blankets on the floor in the shape of a “U” to symbolize the tables.
2. Place pillows on the outside of the “tables” on the floor.
3. If possible, provide small food items representing the Passover Meal items: lamb (any meat), unleavened bread (crackers), bitter herbs (mixed greens), grape juice.
4. Have students sit on the pillows, eat their snack and listen as you teach the lesson.



SIMON PETER
THOMAS
NATHANIEL
PHILIP



JOHN
JESUS
JUDAS
SIMON ZELOTES

JUDAS ALPHEUS
JAMES ALPHEUS
ANDREW
JAMES ZEBEDEE
MATTHEW



5. LESSON

Today we are going to look at the first part of the final hours Jesus will share with His apostles before His death. He will warn them of His coming death, they will share a final meal together, He will teach them and He will be betrayed by one of His own apostles.



HISTORY OF THE PASSOVER MEAL

A long time ago, the Jewish people lived in Egypt for 400 years. At first, they lived in peace, but as their numbers grew, a new Pharaoh (king) became afraid they might take over. So, he made them slaves and treated them harshly.

God chose a man named Moses to lead the Jewish people to freedom. Moses went to Pharaoh and said, "Let my people go!" But Pharaoh refused. To show His power, God sent ten plagues to punish Egypt. Each plague brought disaster, but Pharaoh still wouldn't let the Jews go.



Then came the tenth and final plague – the worst one of all. God sent an angel of death to take the first-born son and animal from every Egyptian household. But God made a way to protect His people. He told them to put lamb's blood on their doorposts, and the angel would pass over their homes and not harm them.

That night, the plague struck Egypt. Pharaoh and his people were terrified. Finally, he gave up and let the Jews go. Because of their obedience, God protected the first born of the Israelites. Moses then led the people out of Egypt, just as God had promised.

To remember this great rescue, God told the Jews to celebrate Passover every year. They would eat unleavened bread (bread without yeast) to remind them of how quickly they had to leave Egypt. The bread was also a symbol of the holiness they were supposed to possess. (Leaven was often used to represent negative things.)



Passover became an important feast to thank God for saving them.

The Passover Meal was traditionally made up of the following:

1. Lamb – representing the sacrifice made to save them
2. Unleavened bread – representing their haste (quickness) in leaving Egypt
3. Bitter herbs (mixed greens) – as a reminder of their bitter experience in Egypt

Other items were later added to the meal. By the time Jesus was having this meal with His apostles, cups of grape juice were included.

Normally, during this meal the leader or father would offer a blessing and then drink from the cup and eat some food. The others around the table would then do the same.



? Why would Jesus and His followers be following the traditions of the Passover Meal?

Answer: They were Jewish. It was their custom.



At one point during the meal Jesus told His apostles that one of them would betray Him.

? What does it mean to betray?

Answer: To be disloyal or break trust

This made them sad and they all denied that it could be them.

Have students open their Bibles, assign verses and read Matthew 26:23-25.

? Who does Jesus say will betray Him?

Answer: The one who dipped his hand into the bowl with Jesus (Judas).

? And what does Jesus say would have been better, for that person that betrayed Him?

Answer: If he had never been born!



Near the end of the meal with only one cup of grape juice and one piece of unleavened bread left, Jesus changed the meaning of the meal from a remembrance of the past to something symbolizing a future event.

Have students open their Bibles, assign verses and read Matthew 26:26-28.

The bread would now represent Jesus' body, pure and holy and sacrificed for our sins.

The grape juice would now represent His life and blood freely given to save mankind.

This was the last Passover Meal for followers of Jesus. It is now called The Lord's Supper or communion.



Jesus commands His followers to take the communion as a remembrance of His sacrifice.



BETRAYAL AND DENIAL

Remember, earlier we read that Jesus predicted someone sharing the meal with Him would betray Him.

Let's take a look now at the betrayal by Judas.

Have students open their Bibles, assign verses and read Matthew 26:14-16.

 **How much was Judas paid to betray Jesus?**

Answer: 30 pieces of silver

Discuss with students how learning about this betrayal makes them feel.

We will read more about Judas' betrayal in our next lesson.

It probably was not easy to be a close friend of Jesus. It seems that some of His apostles struggled with it more than others.

Have students open their Bibles, assign verses and read Matthew 26:31-35.



In our next lesson we'll see what happens with Peter. Do you think Jesus' prediction will come true? Will Peter disown Jesus?

 **What does it mean to disown someone?**

Answer: To refuse to have a connection with someone/something.



6. STUDENT WORKBOOK



Have students open their Student Workbooks to their *Key Terms*, copy definition(s).

ACTIVITY: THE PASSOVER PLATE

1. Hand out paper plates to students or use the page with the image of the plate in the Student Workbook.
2. Have students color, cut and glue the items of the Passover meal onto their plate.
3. Review the meaning of each item.



7. REINFORCEMENT ACTIVITIES



Have students add item(s) to the classroom timeline:

- Jesus' final Passover Meal/The Lord's Supper

GAME: SECRET BETRAYER

- Have strips of paper, one per student. All will say "friend" except one which will say "betrayer."
- Have students stand in an open space in the classroom.
- Hand out the strips of paper, explaining to the students that they should not reveal if they have "friend" or "betrayer."
- All students will then close their eyes and hold up a thumb—except for the "betrayer"
- The "betrayer" will quietly and secretly tap another student on their thumb and then return to their spot, close their eyes and hold up a thumb (to not look suspicious).
- The teacher will then announce, "open your eyes." The student who was tapped has one chance to guess who betrayed them.
- Repeat, letting all students have a chance at being the "betrayer."

*** Remind students that this game is just for fun. In real life, we would never want to betray someone else, especially Jesus.**



LESSON 12

PASSOVER MEAL TO THE LORD'S SUPPER (MATTHEW 26:1-35)**CLASS TIME**

**1. PRAYER****2. BIBLE VERSE**

Play a Bible Verse Memory Game.

**3. OPENING ACTIVITY**

Have students fill out their *Lesson 12 Review Sheet*. Go over answers and review Sunday's lesson.

**4. FOLLOW-UP QUESTIONS**

1. Have you ever experienced someone breaking your trust? How did it make you feel?
2. Why do you think Judas betrayed Jesus even though he was close to Him?
3. How can we show loyalty and faithfulness to Jesus in our daily lives?

**5. LESSON SPOTLIGHT**

In our last lesson we looked at the Passover Meal and how Jesus changed that into something we now call communion. We also looked at Judas' betrayal and Jesus' prediction of Peter's denial.



It seems that some of Jesus' friends were struggling to remain loyal.

What does it mean to be loyal?

Answer: Standing by someone even when it's hard.



Have you ever had a friend turn their back on you or let you down? How did it feel?

Discuss with students what kind of friend they would have been to Jesus. Is that how they are now with Jesus?



? What does the Bible say about friendship?

A friend loves at all times, and a brother is born for a time of adversity.
- Proverbs 17:17



? How can we be loyal to Jesus and our friends?

Answers will vary. Possible answers:

1. **Be there for your friends** – Stick with them when they’re struggling, not just when things are easy.
2. **Speak up for what is right** – Don’t pretend not to know Jesus or your friends just because others might not agree.
3. **Be ready to forgive others** – Jesus forgives us when we ask for forgiveness, and we should be willing to forgive our friends too.
4. **Stay faithful to Jesus** – Even when others make fun of our faith, we should still love and follow Him.



6. REINFORCEMENT ACTIVITY

FRIENDSHIP BRACELETS

These can help remind us of the great friendships we have and remind us to be great friends to others.

Material:

- Different colored string/rubber bands/beads
- Directions for making bracelets

PASS THE PLATE: MEMORY RELAY GAME

Materials: A small plastic plate (we pass the “plate” during communion)

How to Play:

1. Students sit in a circle
2. Pass the plate from student to student
3. Sing or play prerecorded hymns/music
4. When the music stops, ask a review question from a previous lesson to the student holding the plate
5. Students who cannot answer the question correctly are out
6. Keep going until there is only one student left

LESSON 13

CRUCIFIXION AND RESURRECTION; THE GREAT COMMISSION

(MATTHEW 26, 27, 28)

CORRESPONDS WITH ADULT LESSON 13



OBJECTIVES

Students will...

- Learn about the final hours of Jesus' life on earth: arrest, trial, betrayal, Peter's denial, and the crucifixion
- Understand that Jesus rose from the dead on the third day
- Be introduced to how Jesus' sacrifice and resurrection fulfilled God's plan for salvation
- Learn about the Great Commission



KEY TERMS (WRITE OUT AHEAD OF CLASS FOR COPYING)

- Resurrection – Jesus rising from the dead
- Great Commission – Jesus' command to spread the gospel to all nations
- Sacrifice – Giving up something valuable for a greater purpose
- Salvation – Jesus saving us from sin and death



MAP WORK

- Golgotha



MATERIALS

- Bible for each student
- OT and NT books of the Bible posters
- Timeline Overview/Events
- Bible Times Map
- Student Workbooks
- Coloring pencils, scissors, glue
- Journey to the Cross – 2 sets of cards



NOTE TO TEACHER

There is no note to teacher for this lesson.



CLASS TIME



1. PRAYER

2. BIBLE VERSE REVIEW

This is the last week for this verse.

Go therefore and make disciples of all the nations, baptizing them in the name of the Father and the Son and the Holy Spirit, teaching them to observe all that I commanded you; and lo, I am with you always, even to the end of the age.

- Matthew 28:19-20



3. SING SONGS

OT/NT Books of the Bible, 12 Apostles, Jesus Loves the Little Children



4. OPENING ACTIVITY

PASSOVER TO THE CROSS

Discuss: **What is something special you do every year to remember an important event** (like birthdays or holidays)?

Remind the students that the Passover Meal was a special meal the Jews ate to remember when God freed them from Egypt. But Jesus changed its meaning into the Lord's Supper.

 **How does the Lord's Supper help us remember Jesus today?**

Answer: Just as the Passover meal reminded the Jews of God's power and salvation, Jesus gave us the Lord's Supper to remind us of His sacrifice on the cross. The bread represents His body, which was broken. The grape juice represents the blood He shed on the cross.

Show a communion cracker and cup of juice as you explain the different elements of communion.

Discuss how communion is taken at church nowadays.




5. LESSON



Today we will look at the very end of Jesus' life as a man on earth.

 **What was the name of the special meal Jesus was sharing with His apostles?**

Answer: The Passover Meal


 **And what was its name and meaning changed to?**

Answer: The Lord's Supper (communion), a remembrance of His sacrifice on the cross




After Jesus shared this meal with His apostles, we read in Matthew chapter 26 that they went to a place called Gethsemane. Here Jesus spent time praying to God. Matthew tells us that He felt overwhelmed with sorrow (deep sadness).

Two times Jesus prayed, "My father, if it be possible, let this cup pass from Me; yet not as I will, but as You will" (Matthew 26:39; 42).

 **What do you think Jesus is asking for in this prayer?**

Answer: He is asking if there is any other way to save people without Him having to go through the pain of the cross.

But then He says, "Yet not as I will, but as You will." This means that even though Jesus didn't want to suffer, He trusted God's plan and was willing to do what was needed to save us.

 **What does this teach us about obedience to God?**

Answer: We should trust God, even when things are difficult.

ARREST

It is also in this place, Gethsemane, that Judas betrayed Jesus, just as Jesus said he would.




Judas led a large group of men armed with swords and clubs to arrest Jesus. And as they did so, one of Jesus' apostles grabbed a sword and cut one of the men's ears off.

 **How do you think Jesus reacted to this violence?**

Have students open their Bibles, assign verses and read Matthew 26:52-54.

 **What did Jesus say?**

Answer: He told His apostle that He could defend Himself if He wanted to, but that what was happening must take place to fulfill the Scriptures.

 **What 'Scriptures' do you think Jesus was talking about?**

Answer: All the Old Testament prophecies that said Jesus would be seized, suffer abuse and be killed (Genesis 3:15, Numbers 21:9, Psalms 22, Isaiah 53, Zechariah 12:10).

TRIAL



After He was arrested, Jesus was brought before different ruling officials. The first were His own people, the Jewish leaders, who had become jealous and afraid of Him. They didn't believe He was the Son of God, and they wanted to get rid of Him.

He was then brought before Pontius Pilate, the Roman governor.


Pilate knew Jesus was innocent, but the crowd—some who were probably the same people that had been shouting, “Hosanna, to the Son of David” only a few days before—shouted for Him to be crucified.

Pilate gave in and sentenced Jesus to death.

The Roman soldiers mocked (made fun of) Jesus, put a crown of thorns on His head, and made Him carry a heavy wooden cross to a place called Golgotha.


PETER'S DENIAL



 Do you remember from our last class who we said would disown (deny that he knew Him) Jesus?

Answer: Peter

While Jesus was being questioned, abused and mocked, Peter was questioned by people who said they had seen him with Jesus. Three times Peter denied knowing Jesus. Then he heard a rooster crow and realized that—just as Jesus had predicted—he had disowned Him.

 How do you think Peter felt once he realized what he had done?

Answer: Matthew says he “wept bitterly.”

CRUCIFIXION

Have students open their Bibles, assign verses and read Matthew 27:45-46; 50-53.



Isn't it interesting to know the exact hour of Jesus' death? What things does Matthew tell us about the things that took place before and after Jesus' death?

*Answer: The sky turned dark
He cried out
He offered up His spirit—meaning, He allowed Himself to die
The curtain in the temple was torn in two, from top to bottom
There was an earthquake
Tombs broke open and some people were raised back to life*

Jesus was then buried in a tomb, a large stone was placed in front of it and guards were placed outside.



RESURRECTION

On the third day (Sunday), some women went to Jesus' tomb, but the stone was rolled away and the tomb was empty! An angel told them, "Jesus is not here; He has risen!"

After His resurrection, Jesus appeared to His apostles and many other people, showing them He was alive.

Jesus had taught the people many things during His three-year ministry on this earth. Let's see what His *final* instructions were.

THE GREAT COMMISSION

Have students open their Bibles, assign verses and read Matthew 28:18-20.



? What did Jesus tell His followers to do?

Answer: Go and make disciples of all the nations, baptizing them in the name of the Father and the Son and the Holy Spirit, teaching them to observe all that I commanded you.

? Do Jesus' final words only apply to His apostles?

Answer: No. They apply to any person that calls themselves a follower of Jesus Christ.

? So as followers of Jesus, how can we carry out His instructions in our everyday lives?

Answer: Will vary. Tell friends about Jesus, invite them to church, learn what the Bible teaches us about how to live our lives so that we can 'observe all that He has commanded.'



? Why did Jesus die on the cross?

Answer: Jesus died for our sins so that we could be forgiven and have eternal life with God.

? If Jesus had power over death—able to defeat death and become alive again—how should that make us feel?

Answer: His resurrection shows that He has power over death and that we can trust Him with our lives.



6. STUDENT WORKBOOK



Have students open their Student Workbooks to their *Key Terms*, copy definition(s).



Have students open their Student Workbooks to their *Bible Times Map*.

Golgotha – Draw a cross at this location

ACTIVITY SHEET: CONNECTING THE PAST TO THE PRESENT: JESUS ON THE CROSS



7. REINFORCEMENT ACTIVITIES



Have students add item(s) to the classroom timeline:

- Jesus is arrested and stands trial
- Peter denies Jesus
- Jesus is crucified
- Jesus raises from the dead
- Jesus gives the Great Commission

GAME: JOURNEY TO THE CROSS

How to play:

- Divide class into two groups and distribute Bibles.
- Create two identical sets of index cards (out of order). One set will have the ‘event’ and the other will have the ‘scripture reference.’
- Each group must race to match the ‘event’ with its corresponding ‘scripture reference.’
- The first group to match everything correctly, wins.

Events and Scripture References:

1. **The Last Supper** – Matthew 26:26-29

5. **Jesus Before Pilate** – Matthew 27:11-26

2. **Praying in Gethsemane** – Matthew 26:36-39

6. **Jesus' Crucifixion** – Matthew 27:32-50

3. **Judas' Betrayal** – Matthew 26:47-50

7. **The Empty Tomb** – Matthew 28:1-7

4. **Peter Denies Jesus** – Matthew 26:69-75

8. **The Great Commission** – Matthew 28:18-20



LESSON 13

**CRUCIFIXION AND RESURRECTION; THE GREAT COMMISSION
(MATTHEW 26, 27, 28)****CLASS TIME**

**1. PRAYER****2. BIBLE VERSE**

Play a Bible Verse Memory Game.

**3. OPENING ACTIVITY**

Have students fill out their *Lesson 13 Review Sheet*. Go over answers and review Sunday's lesson.

**4. FOLLOW-UP QUESTIONS**

1. How does the resurrection give us hope?
2. Why is it important to share this Good News with others?

**5. LESSON SPOTLIGHT**

Have students open their Bibles, assign verses and read Matthew 28:8-15.



Even after they killed Him and He resurrected, the Jewish leaders refused to worship Jesus. They were still afraid of Him taking away their power.

What did they do?

Answer: They tried to cover up the fact that Jesus had resurrected by paying the Roman soldiers to lie and tell all the people that His disciples had really taken his body.



Were the Jewish leaders successful in preventing the truth from coming out?

Answer: No! Two thousand years later we are still talking about Jesus' resurrection. God's truth cannot be hidden even though people still try to deny it today.



? If we are His followers, should we still be going out and telling others about the resurrection of Jesus and about His love for them?

Answer: Yes!



6. REINFORCEMENT ACTIVITIES

Matthew for Kids – Review and Games

1. Bible Verse Unscramble

- Use the strips of paper previously created for the Bible Verse Scavenger Hunt review game.
- Create three stations—one for each verse, mix up the papers.
- Split up the students into three groups and have them rotate through each station, working as a team to unscramble the verses as fast as they can.

2. Map Review

- Use an unmarked black and white copy of the map (enlarged if possible; see BibleTalk.kids).
- Divide students into two teams, each with a different color marker.
- Take turns asking each team to locate a previously learned location on the map.
- Each team has only one chance to answer.
- If their guess is correct, they can mark the location in their team's color. If they are incorrect the other team has a chance to answer.
- The team with the most correct answers wins.

3. True/False Toss

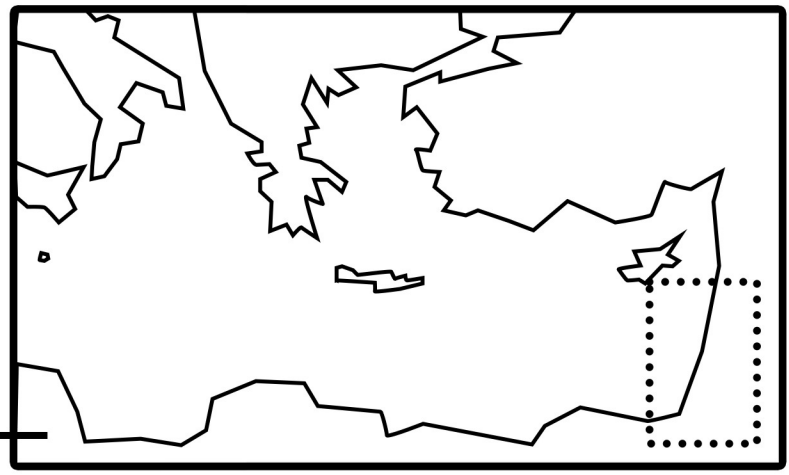
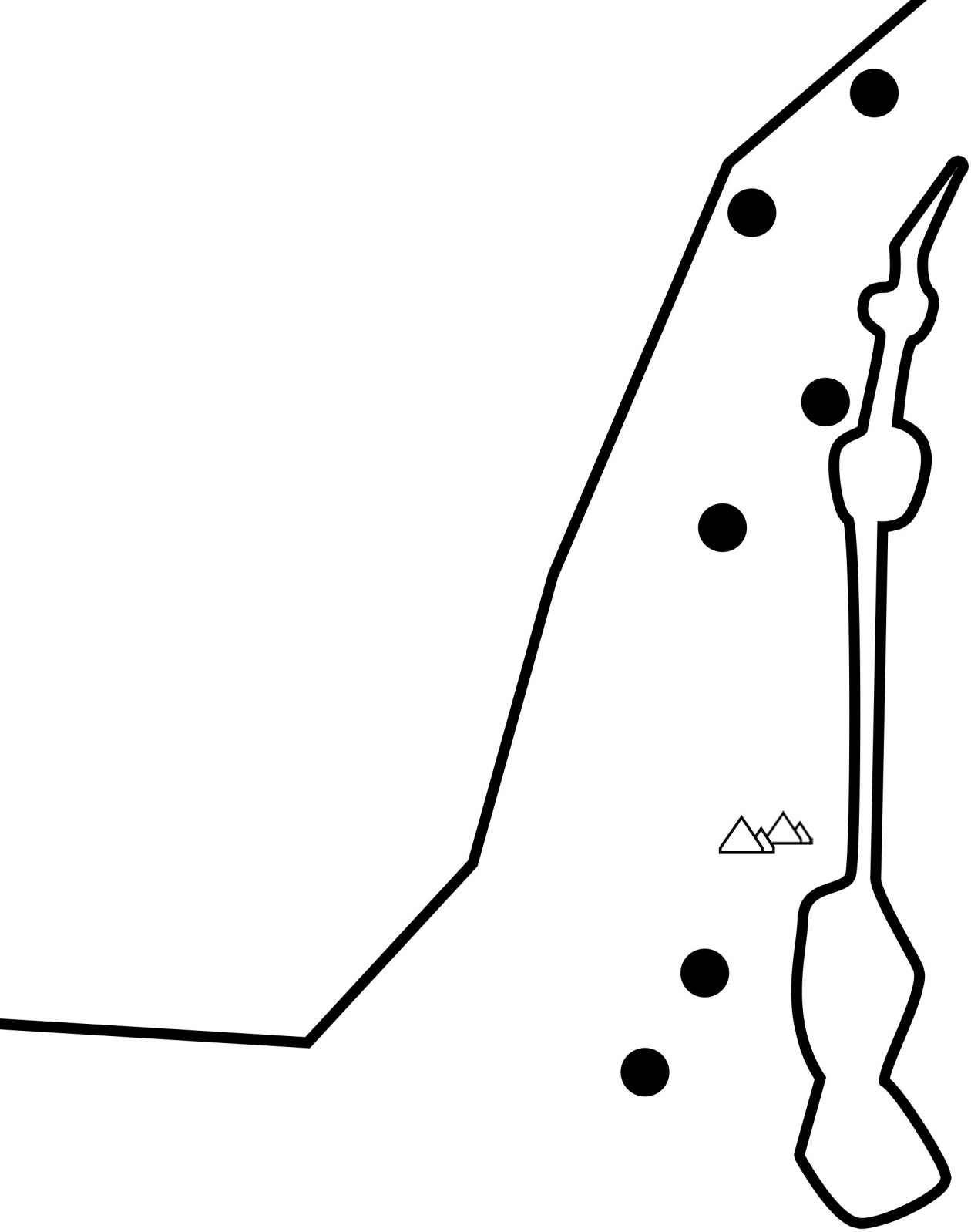
- Create a list of True/False questions to ask the students from this series' lessons. Label two boxes/baskets: "True", "False"
- Have students form a line and take turns answering the questions by tossing a beanbag/small item into the "True" or "False" basket.
- If a student is incorrect in their answer, they must retrieve the thrown item and hand it to the next person in line.

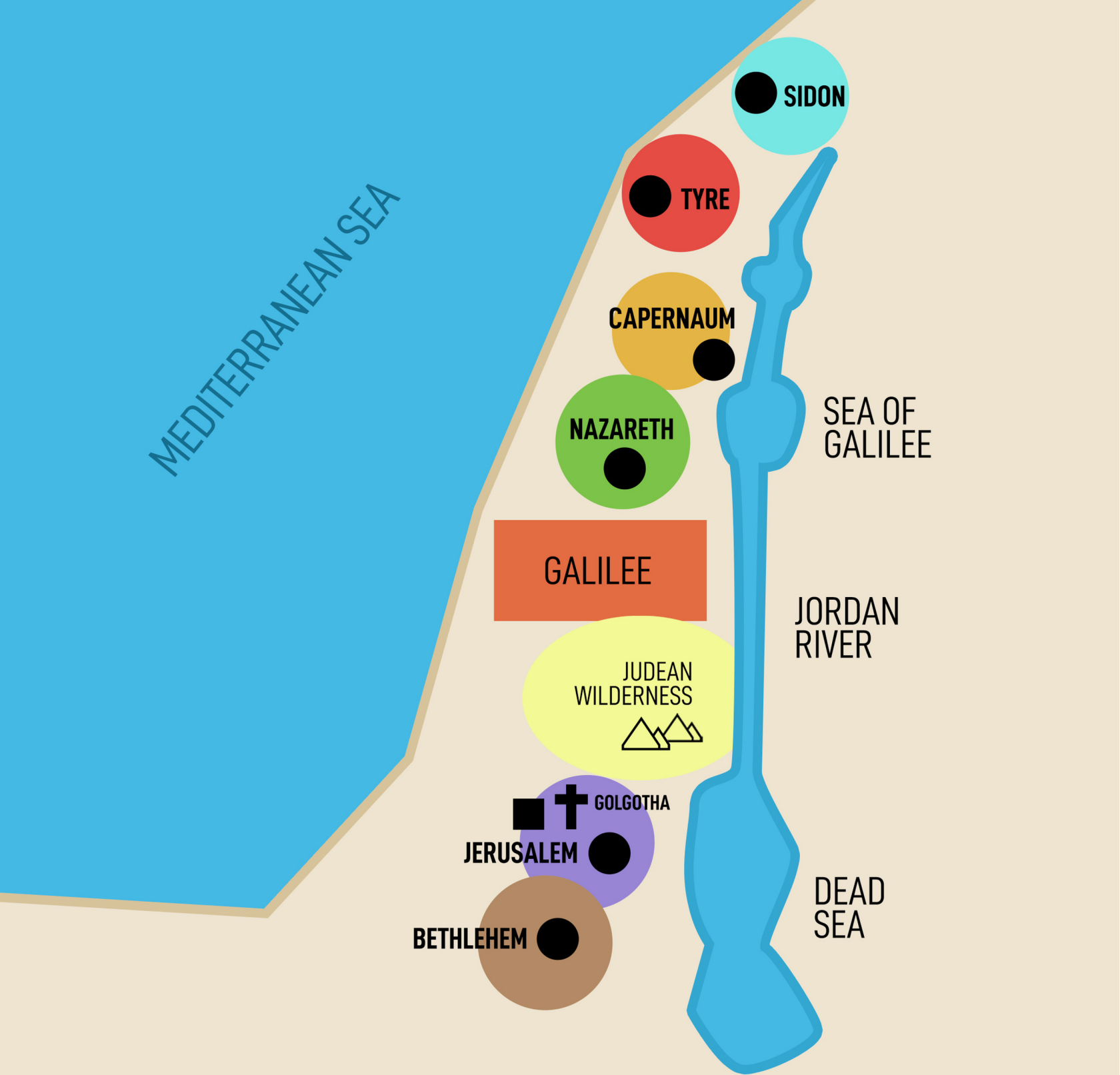
Reuse any of the activities created this quarter to review different lessons from this series.



All of the following resources can be downloaded for free at:

BibleTalk.kids/matthew





MEDITERRANEAN SEA

SIDON

TYRE

CAPERNAUM

NAZARETH

SEA OF GALILEE

GALILEE

JORDAN RIVER

JUDEAN WILDERNESS



GOLGOTHA

JERUSALEM

DEAD SEA


BETHLEHEM

EGYPT

ROMAN EMPIRE



OLD TESTAMENT



NEW TESTAMENT



BOOKS OF THE BIBLE CARDS

Use these cards to have the children work on their books of the Bible.
You can cut them out of the teacher guide or download them at:

bibletalk.kids/matthew

ORDER THE
BIBLE BOOKS

OLD
TESTAMENT

GENESIS

EXODUS

LEVITICUS

NUMBERS

DEUTERONOMY

JOSHUA

JUDGES

RUTH

I & II SAMUEL

I & II KINGS

I & II CHRONICLES

EZRA

NEHEMIAH

ESTHER

JOB

PSALMS

PROVERBS

ECCLESIASTES

SONG OF SOLOMON

ISAIAH

JEREMIAH

LAMENTATIONS

EZEKIEL

DANIEL

HOSEA

JOEL

AMOS

OBADIAH

JONAH

MICAH

NAHUM

HABAKKUK

ZEPHANIAH

HAGGAI

ZACHARIAH

MALACHI

New
TESTAMENT

MATTHEW

MARK

LUKE

JOHN

ACTS

ROMANS

I & II CORINTHIANS

GALATIANS

EPHESIANS

PHILIPPIANS

COLOSSIANS

I & II THESSALONIANS

I & II TIMOTHY

TITUS

PHILEMON

HEBREWS

I & II PETER

I, II & III JOHN

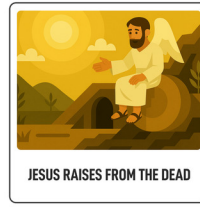


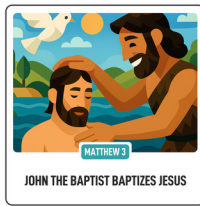

JUDE

REVELATION

TIMELINE OVERVIEW



Note: The BC cards are not in the Student Workbook or the Timeline Cards but we've added them here to help you give more context to the timeline.



TIMELINE CARDS

These cards are used each week to create a timeline of the events in Matthew. Each week, have your students add the appropriate cards for the story.

You can cut them out of this guide or download them at:


bibletalk.kids/matthew



BC – BEFORE CHRIST



AD – ANNO DOMINI
"THE YEAR OF OUR LORD"



AD 64-69

MATTHEW'S GOSPEL IS WRITTEN



MATTHEW 1

JESUS' BIRTH



MATTHEW 3

JOHAN THE BAPTIST BAPTIZES JESUS



MATTHEW 4

JESUS TESTED IN THE WILDERNESS



MATTHEW 5

JESUS' SERMON ON THE MOUNT



MATTHEW 6

JESUS TEACHES HOW TO PRAY



JESUS TELLS US TO LOVE OUR ENEMIES



MATTHEW 8

JESUS PERFORMED MANY MIRACLES



MATTHEW 10

JESUS CALLS HIS 12 APOSTLES



MATTHEW 10

JESUS SENDS OUT THE 12



MATTHEW 11

JESUS DEALS WITH DOUBTS AND CONFLICTS



MATTHEW 13

JESUS TEACHES THROUGH PARABLES



MATTHEW 14

JESUS FEEDS 5,000 PEOPLE



JESUS SHOWS COMPASSION TO THE GENTILE WOMAN



MATTHEW 17

THE TRANSFIGURATION



JESUS TEACHES US TO HAVE A CHILD-LIKE FAITH



JESUS TEACHES HOW TO RESOLVE CONFLICTS



MATTHEW 21

JESUS' TRIUMPHAL ENTRY



MATTHEW 21

JESUS CLEANSSES THE TEMPLE



THE GREATEST COMMANDMENT



JESUS CONFRONTS THE PHARISEES



TEACHINGS

DESTRUCTION OF JERUSALEM, TEMPLE



TEACHINGS

BEING PREPARED FOR JESUS' RETURN



JESUS' FINAL PASSOVER MEAL



THE LORD'S SUPPER INSTITUTED




JESUS IS ARRESTED AND STANDS TRIAL



PETER DENIES JESUS



JESUS IS CRUCIFIED



JESUS RAISES FROM THE DEAD



JESUS GIVES THE GREAT COMMISSION

LESSON 6 – DEALING WITH CONFLICTS



SHARING MATERIALS

Two kids both want to use the same marker, toy, or game.



TAKING TURNS

Arguing over who gets to go first in a game or activity.



EXCLUSION

A group leaves someone out of a game or project.



NAME CALLING

Someone teases or calls another person a mean name.



CHEATING IN A GAME

A player doesn't follow the rules, and others get upset.



ACCUSATIONS

Someone is blamed for something they didn't do.



LINE CUTTING

One child cuts in line at recess, lunch, or the bus.



LOST OR BROKEN ITEM

A borrowed item is returned broken, or goes missing.



DIFFERENT OPINIONS

Friends disagree about what game to play or what rules to use.



GROUP PROJECT STRUGGLES

One child isn't helping, or others won't let them contribute.



FRIENDSHIP JEALOUSY

One child feels left out when their friend plays with someone else.



INTERRUPTING

Someone keeps cutting others off while talking.

THE TRANSFIGURATION – OUTLINE



LESSON 2: SKIT - THE BAPTISM OF JESUS

Based on Matthew 3:13–17

Characters:

- Narrator
- Jesus
- John the Baptist
- Voice from Heaven
- Student to hold dove

Materials:

- Bible-time costumes
 - Blue sheet/towel (Jordan River)
 - Dove (simple bird shape cut out of white paper)
 - Copies of the skit for each student
-

[Scene opens by the Jordan River. John the Baptist is standing near the water.]

Narrator:

Jesus came from Galilee to the Jordan River to be baptized by John.

[Jesus walks slowly toward John.]

John the Baptist: (shaking head, humbly)

“I need to be baptized by you, and do you come to me?”

Jesus: (gently)

“Let it be so now; it is proper for us to do this to fulfill all righteousness.”

[John nods and leads Jesus into the “water”. He pretends to baptize Him.]

Narrator:

Then John consented. As soon as Jesus was baptized, He went up out of the water. At that moment heaven was opened, and He saw the Spirit of God descending like a dove and alighting on Him.

[One student can hold up a paper dove above Jesus.]

Voice from Heaven:

“This is My Son, whom I love; with Him I am well pleased.”

Narrator:

And so, Jesus was baptized, showing obedience to God and beginning His ministry.

LESSON 10: SKIT - JESUS' TRIUMPHAL ENTRY

Based on Matthew 21:1–11

Characters:

- Narrator 1
- Narrator 2 (Only 1 narrator is necessary if it is a small class)
- Jesus
- Disciple 1
- Disciple 2
- Person with the Donkey (optional)
- Crowd (several students together)

Materials:

- Clothes or jackets (to place on the ground)
- Something that can mimic a donkey (broom/stick)
- Paper palm leaves
- Copies of the skit for each student

[Scene begins with Jesus and disciples walking together.]

Narrator 1: They drew near to Jerusalem, and came to Bethphage, at the Mount of Olives, then Jesus sent two disciples.

Jesus: (turns to the two disciples) “Go into the village opposite you, and immediately you will find a donkey tied, and a colt with her. Untie them and bring them to me. If anyone says anything to you, you shall say, ‘The Lord needs them,’ and he will send them at once.”

[The two disciples walk away to a specific spot. Can pretend to speak to person holding donkey, then pretend to untie a donkey.]

Narrator 2: This took place to fulfill what was spoken by the prophet, saying, “Tell the daughter of Zion, Behold, your king is coming to you, humble, and mounted on a donkey, and on a colt, the foal of a beast of burden.”

Narrator 1: The disciples went and did as Jesus had directed them. They brought the donkey and the colt, and put on it their cloaks, and he sat on it.

[Disciples place their cloaks on the “donkey” and help Jesus sit.]

Disciple 1: “Here, Lord, sit on these cloaks.”

[Jesus then enters Jerusalem.]

Narrator 2: Most of the crowd spread their cloaks on the road, and others cut branches from the trees and spread them on the road.

[Crowd members lay cloaks and palm leaves on the ground, or their arms and palm leaves.]

Crowd (together, shouting joyfully): “Hosanna to the Son of David! Blessed is He who comes in the name of the Lord! Hosanna in the highest!”

[Jesus rides slowly across as the crowd continues shouting and waving leaves.]

Narrator 1: When he entered Jerusalem, the whole city was stirred up, saying –

Person in the Crowd: (looking around) “Who is this?”

Other People in the Crowd: (pointing toward Jesus) “This is the prophet Jesus, from Nazareth of Galilee.”

ANSWER KEYS

LESSON 1 – FILL IN THE BLANKS (PAGE 20)

1. 66
2. Gospel
3. Holy Spirit
4. Sinners
5. Messiah
6. Canon
7. Prophecies

LESSON 1 – MATCHING GAME (PAGE 21)

Canon — The collection of books in the Bible

Holy Spirit — The Helper who inspired the writers of the Bible

Prophecy — A message from God

Messiah — Savior

Gospel — Good News

LESSON 2 – FILL IN THE BLANKS (PAGE 26)

1. Family History
2. Abraham, King David
3. Joseph, Mary
4. Gold, Frankincense, Myrrh
5. Jordan River

LESSON 2 – MATCHING GAME (PAGE 27)

Baptism — Immersion in water


Temptation — Desire to do something, especially, son

Prideful — Baptized people in the Jordan River

John the Baptist — Thinking too highly of yourself

LESSON 3 – FILL IN THE BLANKS (PAGE 30)

1. Kingdom
2. Gentle
3. Pray
4. Salt, Light
5. Love
6. Forgive



ANSWER KEYS

LESSON 3 – BEATITUDE MATCH-UP (PAGE 30)

Blessed are the poor in spirit — Be humble and trust in God.

Blessed are those who mourn — God will comfort those who are sad.

Blessed are the merciful — Show kindness and forgive others.

Blessed are the pure in heart — Have clean thoughts and do what is right.

Blessed are the peacemakers — Work to bring peace and help others get along.

LESSON 4 – FILL IN THE BLANKS (PAGE 34)

1. Miracles

2. Compassion

3. Faith

4. Harvest

5. Pray

6. Love

LESSON 5 – CODE BREAKING ACTIVITY

1. See, 2. Heavenly, 3. Earth, 4. Meek, 5. Yourself, 6. Peacemakers

7. Heaven, 8. Hunger, 9. Disciples, 10. Love, 11. Spirit, 12. Light

Answer: Seek and save the lost.

LESSON 5 – FILL IN THE BLANKS (PAGE 38)

1. Disciples

2. Kingdom

3. Mission

4. Gentiles

5. Instructions

6. Holy Spirit

LESSON 5 – TRUE OR FALSE (PAGE 38)

False – The Apostles were told to bring extra money and clothes on their mission.

True – Jesus warned the Apostles that people might treat them unkindly.

True – The Apostles’ mission was to teach about the kingdom of heaven.

False – The Apostles relied on their own strength and ideas to complete their mission.

True – The Bible is where we can find our instructions for living as followers of Jesus.

LESSON 5 – MATCH THE TERMS (PAGE 39)

Beelzebub — Another name for the devil

Mission — A special job or purpose

Kingdom of Heaven — God’s church on Earth

Disciples — Followers of Jesus

Gentiles — All people who were not Jews

LESSON 6 – SEEING THE WHOLE PICTURE



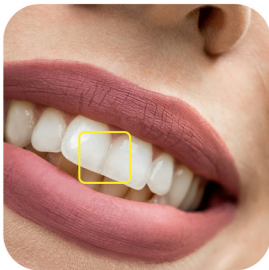
TURTLE




HAMMER




BASKETBALL



TEETH



PENCIL



HORSE

ANSWER KEYS

LESSON 6 – FILL IN THE BLANKS (PAGE 44)

1. Doubt
2. Faith
3. Trust
4. Mercy, Sabbath
5. Love
6. Family

LESSON 6 – MATCHING ACTIVITY (PAGE 44)

John the Baptist had doubts while in prison. — Trust in God's plan even when we don't understand it.

The Pharisees made rules that were very strict. — God does not want us to add to His Law.

Jesus healed a man on the Sabbath. — God values love and mercy over man-made rules.

Jesus' family was worried about Him. — Jesus said His true family is those who do God's will.

When we have conflicts with others. — We should reflect on our actions and choose love.

LESSON 7 – HIDDEN MEANING (PAGE 46)

1. Parable
2. Beside
3. Seed
4. Faith
5. Field
6. Jesus
7. Net
8. Love
9. Follow
10. Isaiah

LESSON 7 – FILL IN THE BLANKS (PAGE 48)

1. Kingdom
2. Mustard
3. Treasure
4. Net
5. Compare
6. Faith
7. Truth

ANSWER KEYS

LESSON 7 – MATCHING ACTIVITY (PAGE 48)

The Mustard Seed — A small thing, like faith, can grow into something great.

The Hidden Treasure — Knowing God is the most valuable thing in life.

The Net — At the end of time, God will separate believers from unbelievers.

LESSON 8 – FILL IN THE BLANKS (PAGE 54)

1. Synagogue
2. Miracles
3. Reject
4. Compassion
5. Gentiles
6. Faith
7. Transfigured

LESSON 8 – MATCHING ACTIVITY (PAGE 54)

Jesus was rejected in His hometown. — Some people refused to believe in Him.


Jesus fed the hungry crowd. — He cares for both our physical and spiritual needs.

Jesus healed the Gentile woman's daughter. — Faith in Jesus is important, no matter who you are.

Jesus was transfigured on the mountain. — He revealed His glory to strengthen the apostles' faith.

LESSON 9 – FILL IN THE BLANKS (PAGE 58)

1. Church
2. Pride
3. Children
4. Faith
5. Parable
6. Forgive
7. Conflict



ANSWER KEYS

LESSON 9 – MATCHING ACTIVITY (PAGE 58)

Who is the greatest in the kingdom? — Those who humble themselves and seek God's glory.

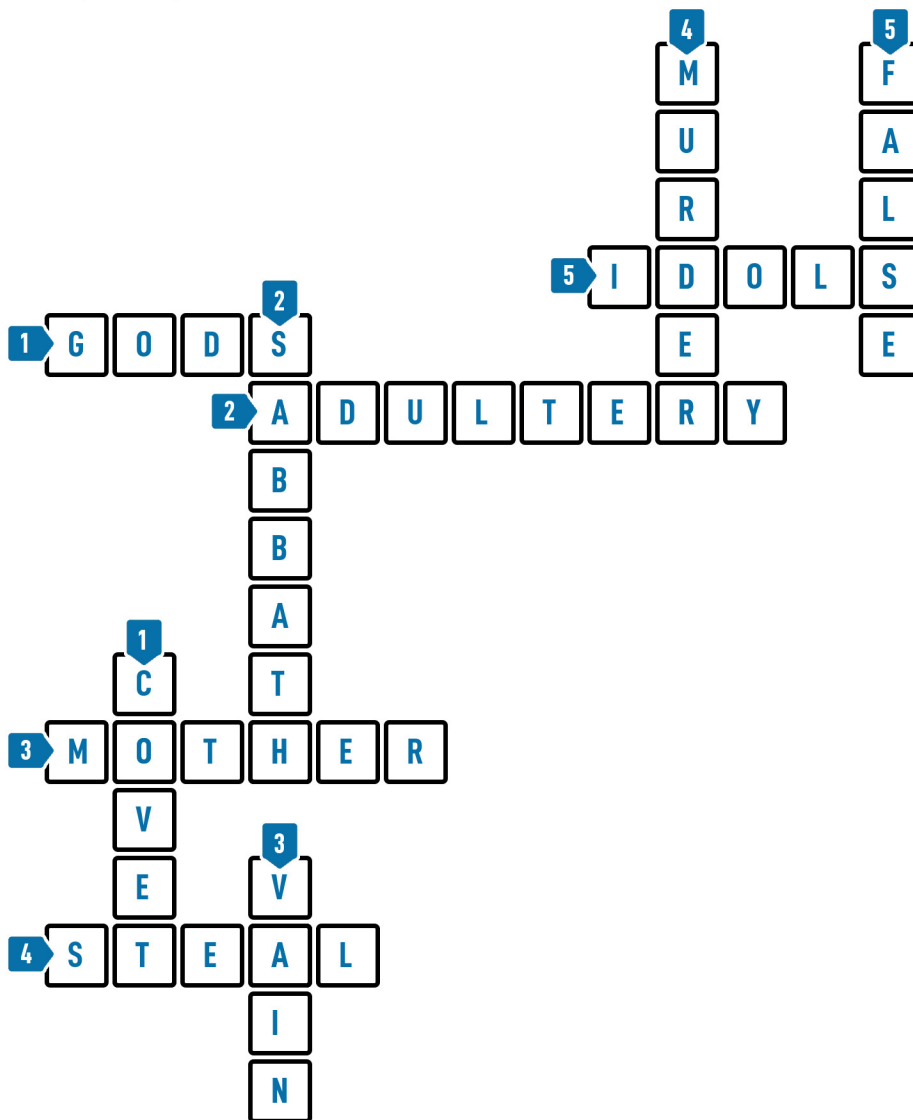
Becoming like children in faith. — We should trust in God completely.

The Parable of the Lost Sheep. — God rejoices when a lost believer returns.

Dealing with conflict. — Talk to the person directly and try to work it out.

Forgiving others. — God forgives us, so we should forgive others.

LESSON 10 – CROSSWORD (PAGE 67)



ANSWER KEYS

LESSON 10 – FILL IN THE BLANK (PAGE 64)

1. Hosanna
2. Save
3. Prophecy
4. Temple
5. Messiah
6. Love
7. Commandments

LESSON 10 – TRUE OR FALSE (PAGE 64)

False – Jesus entered Jerusalem riding on a horse.

True – The people shouted "Hosanna!" to praise Jesus.

False – Jesus was happy to see people buying and selling in the temple.

True – The Pharisees asked Jesus what the greatest commandment was.

True – Jesus said the most important commandment is to love God with all your heart, soul, and mind.

False – The second greatest commandment is to love yourself.

LESSON 11 – FILL IN THE BLANKS (PAGE 70)

1. Pharisees
2. Hypocrite
3. Grace
4. Lament
5. Judgment
6. Temple
7. Faith

LESSON 11 – TRUE OR FALSE (PAGE 70)

True – The Pharisees created their own extra laws for the people to follow.

False – Jesus praised the Pharisees for being great leaders.

False – A hypocrite is someone who always does what they say.

True – Jesus said that leaders should act with humility and service.

False – The temple in Jerusalem would remain standing forever.

True – Jesus told the Parable of the 10 Virgins to teach about being prepared.

ANSWER KEYS

LESSON 13 – CONNECTING THE PAST TO THE PRESENT (PAGE 81)

Betrayed by a close friend for money – Zechariah 11:12-13 — Matthew 26:14-16

Silent before His accusers – Isaiah 53:7 — Matthew 27:12-14

Beaten and mocked – Isaiah 50:6 — Matthew 27:30-31

Given vinegar to drink – Psalm 69:21 — Matthew 27:34

Buried in a rich man's tomb – Isaiah 53:9 — Matthew 27:57-60

Rose from the dead – Psalm 16:10 — Matthew 28:5-7

LESSON 13 – FILL IN THE BLANKS (PAGE 84)

1. Gethsemane
2. Betrayal
3. Crucified
4. Resurrection
5. Golgotha
6. Deny
7. Forgiveness

LESSON 13 – MATCHING ACTIVITY (PAGE 84)

Gethsemane — The garden where Jesus prayed before His arrest.

Betrayal of Jesus — Judas turned Jesus over for 30 pieces of silver.

Peter's Denial — Peter said three times that he didn't know Jesus.

Crucifixion — Jesus was nailed to a cross and died.

The Empty Tomb — Jesus rose from the dead on the third day.

The Great Commission — Jesus told His followers to make disciples of all nations.

BibleTalk.tv is an Internet Mission Work.

We provide textual Bible teaching material on our website and mobile apps for free. We enable churches and individuals all over the world to have access to high quality Bible materials for personal growth, group study or for teaching in their classes.

The goal of this mission work is to spread the gospel to the greatest number of people using the latest technology available. For the first time in history, it is becoming possible to preach the gospel to the entire world at once. BibleTalk.tv is an effort to preach the gospel to all nations every day until Jesus returns.

The Choctaw Church of Christ in Oklahoma City is the sponsoring congregation for this work and provides the oversight for the BibleTalk.tv ministry team. If you would like information on how you can support this ministry, please go to the link provided below.

bibletalk.tv/support